

HWDSB

To learn more about our students, Hamilton-Wentworth District School Board (HWDSB) conducted a confidential census during 2021 and 2022.



We All Count: HWDSB Student Census gathered identity-based student data so that we can identify and address systemic barriers by focusing our programming and resources.

The Board-wide response rate was 48 per cent, with 24,177 students or their families submitting a response.

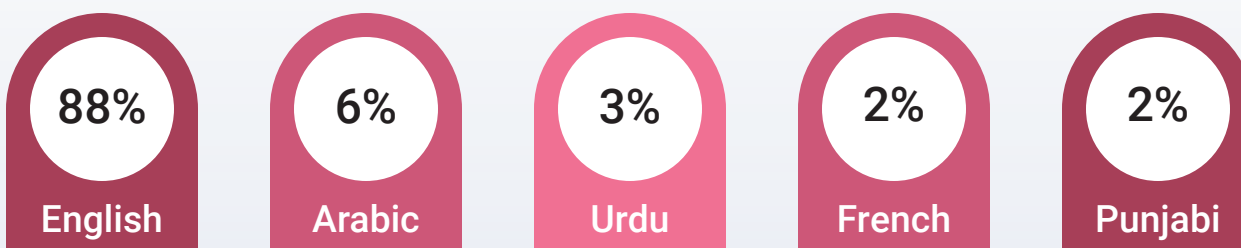
Thank you to students, families, staff and community partners who support this priority in our Equity Action Plan.

24,177 responses

What language(s) do you speak or use most often at home?

(22,243 responses)

Our students reported speaking 152 different languages! The most common responses were:



Responses with at least 1%: Albanian, Bengali, Cantonese, Farsi, Gujarati, Hindi, Korean, Mandarin, Serbian, Spanish, Somali, Turkish, Vietnamese.

Do you identify as Indigenous (Original People) of Turtle Island (North America)?

(24,177 responses)

Yes

4%

Not sure

11%

No

87%

Yes, First Nations (Haudenosaunee Confederacy - Mohawk, Cayuga, Oneida, etc.; Anishinaabe - Mississaugas of the Credit; Cree; Dene; Blackfoot, etc.)

3%

Yes, Métis (descendant of the historic Métis community)

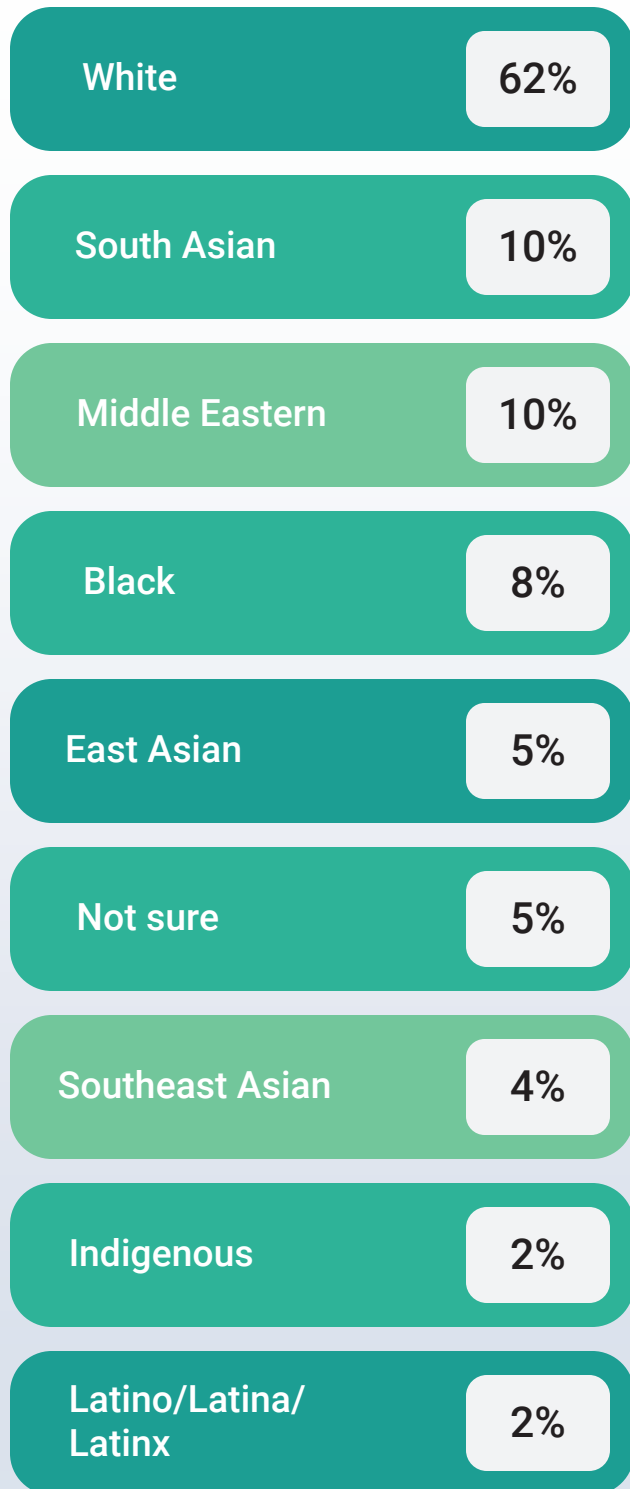
1%

Yes, Inuit (Labradormiut; Nunavimmiut; Nunatsiarmiut; Kivallirmiut; etc.)

<1%

In our society, people are often described by their racial background. Which racial group(s) best describe you?

(22,784 responses)



7% of respondents selected multiple racial identities.

What is your religion and/or spiritual affiliation?

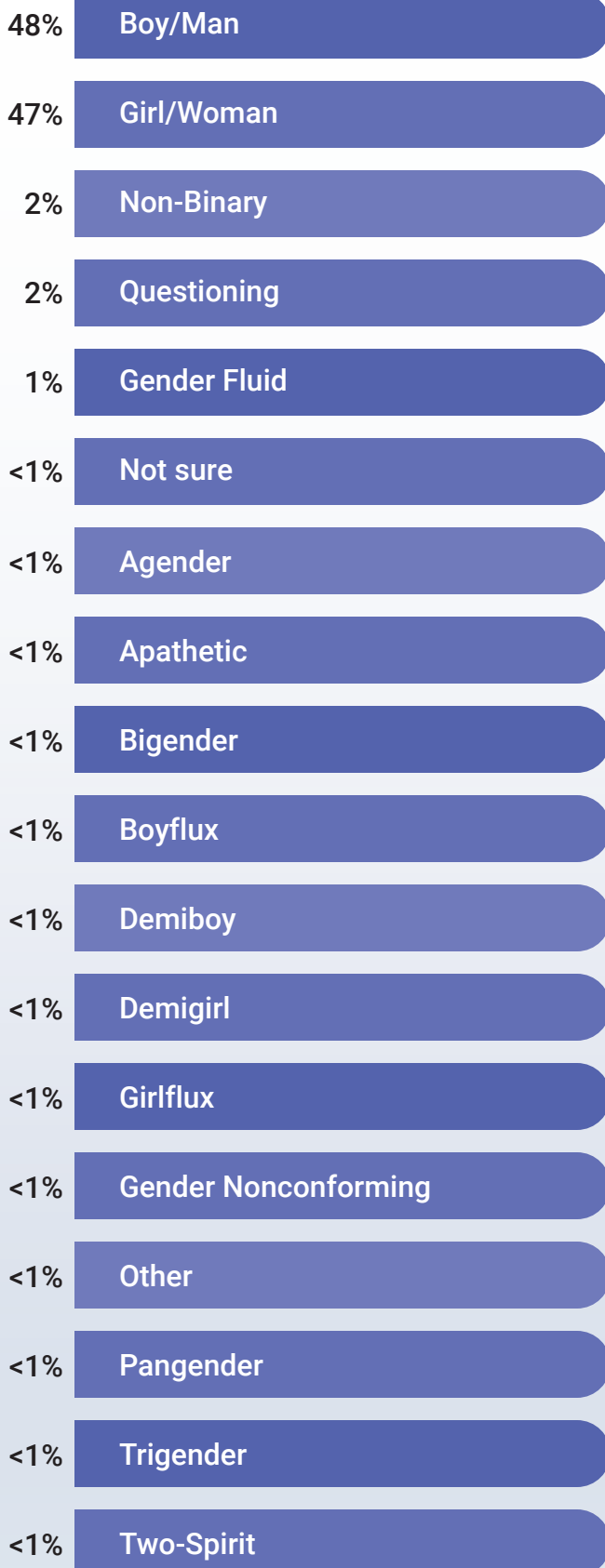
(18,683 responses)



Responses with 1% or less each: Baha'i, Humanist, Indigenous Spirituality, Jain, Jehovah's Witness, Jewish, Pagan, Wiccan, Not Sure.

What is your gender identity?

(23,173 responses)



People who are transgender have a gender identity that is different from the one they were assigned at birth. Are you transgender?

(21,640 responses)

3%

Yes

4%

Not sure

94%

No

What is your sexual orientation? (Grades 5-12 only)

(15,773 responses)

68%

Heterosexual/Straight

13%

Questioning

8%

Bisexual

5%

Asexual

4%

Pansexual

2%

Lesbian

2%

Queer

1%

Gay

<1%

Two-Spirit

Do you consider yourself to be a person with a disability(ies)?

(22,432 responses)



If yes, select all that apply.

3,807 (17%) respondents indicated at least one disability.

Attention Deficit Hyperactivity Disorder (ADHD): 5%

Mental health disabilities: 4%

Learning: 3%

Attention Deficit Disorder (ADD): 2%

Autism Spectrum Disorder: 2%

Physical, functional, and/or mobility: 2%

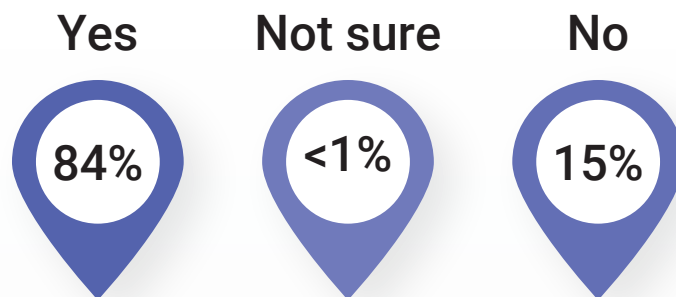
Memory: 2%

Speech and language: 2%

Responses with 1% or less each: Addiction, Chronic Medical Condition, Fetal Alcohol Syndrome Disorder, Genetic, Hearing, Intellectual or Developmental, Non-verbal, Pain, Sensory, Sight, Sleep.

Were you born in Canada?

(23,018 responses)



Are you a/an (select all that apply):

(23,207 responses)

87%

Canadian Citizen

5%

Landed Immigrant/
Permanent Resident

5%

Not sure

1%

Member of an Indigenous
Community, Nation, Band, Having
Indian Status, or Non-Status Indian

1%

International Student

Responses with less than 1% each: Conventional Refugee, Refugee Claimant, Undocumented.

Learn more:

Visit our web page about the student census at www.hwdsb.on.ca/weallcount

You can also contact our student census team at census@hwdsb.on.ca

Note: Responses may exceed 100% because respondents could make multiple selections.