









**(Strings, Woodwinds, Brass, Percussion)**

In the following table, you will find links to all of the resources required for the first part of the audition process. Click OR Scan on the QR codes to be taken to the links for each component of the audition.

<p style="text-align: center;"><b>Musicianship Assessment Recording</b></p> <p>This is a link to the recording of pitch and rhythm assessment component. You will use the form below to respond to the recording.</p>	 
<p style="text-align: center;"><b>Musicianship Assessment Form</b></p> <p>This is a link to the form you will use to respond to the musicianship recording.</p>	 
<p style="text-align: center;"><b>First Compare and Contrast Piece</b></p> <p>Here you will find a recording of the first piece you will use in the compare and contrast portion of the audition.</p>	 
<p style="text-align: center;"><b>Second Compare and Contrast Piece</b></p> <p>Here you will find a recording of the first piece you will use in the compare and contrast portion of the audition.</p>	 
<p style="text-align: center;"><b>Compare and Contrast Response Form</b></p> <p>Here you will find the form to use as you respond to the two pieces of music.</p>	