




Week 4: September 27th-October 1st Monday's Activities

Theme: Kindness Counts

Story of the Week



When We are Kind- When We Are Kind celebrates simple acts of everyday kindness and encourages children to explore how they feel when they initiate and receive acts of kindness in their lives. <https://bit.ly/whenwearekind>

Let's Explore Literacy



Sight Word Showdown:

To play this sight word game, use index cards or pieces of paper and markers. Pick 10 high frequency words (e.g., words that frequently appear in your child's books). Word examples: like, in, to, know, am, you, your, the, there, their, could, would, should, colour words, family names, seasons, months, days of the week.

Write each one on a separate index card or pieces of paper. Then, using a different colored marker, write the same 10 words on separate index cards. Give the child one set of cards and ask them to spread the cards out in front of them. Before playing, point to each word and read them out loud. Then, the grownup can mix up their deck of cards and randomly pick one and read it out loud (without revealing the word). The child will then scan the list of words in front of them and find the match and hold it close to their chest. When your child is ready, call out together "1-2-3 SHOWDOWN!" and put your words down at the same time and see if it is a match! Continue playing until all the cards have been matched

Let's Explore Math



Patterning

Think about the following pattern: 2, 4, 6... What number would come next?
What about 1, 3, 5...What would the next 3 numbers be?

Continue the following patterns:

a) 5, 7, 9, __, __, __ b) 4, 7, 10, __, __, __ c) 32, 42, 52, __, __, __

Extension: Create a number pattern for someone in your home. Only reveal the first three numbers of the pattern and have them continue the number pattern. Check to see if they were correct!

Let's Explore Art and Movement



Hamilton has a lot of wonderful public art throughout the city! Where have you seen art in your neighbourhood? What types of art have you seen? Murals? Sculptures? Why might it be important for a city or town to have public art visible to many people?


Extension: Imagine you have been asked by the City of Hamilton to design a mural or sculpture to display near your school. Make a plan for your design. Sketch out your ideas on a piece of paper.



Week 4: September 27th-October 1st Tuesday's Activities

Theme: Kindness Counts

Story of the Week



When We are Kind- *When We Are Kind* celebrates simple acts of everyday kindness and encourages children to explore how they feel when they initiate and receive acts of kindness in their lives. <https://bit.ly/whenwearekind>

Let's Explore Literacy




Let's Talk About It!

Using the picture provided, share a story about what is happening in this picture with someone in your home. Use the following questions to add supporting details to your story:

- What/Who do you see?
- What happened before this picture was taken?
- What do you think will happen next?

Writers Workshop: On a piece of paper, write out the story that you just shared!

- Writing Checklist:** When I am writing, I am working on...
 - finger spaces between my words
 - uppercase letters at the beginning of my sentence
 - punctuation at the end of my sentence (e.g, !, ., ?)
 - sounding out words I don't know how to spell
 - high frequency words in my sentences
 - adding detail to my sentences



Let's Explore Math



Practice Coding!

Build a sequence of directions to pick up an object (e.g., toy, book, shoe) placed somewhere in your home. For example: move forward 6 steps, turn right, move right 3 steps, pick up object. Use arrows to represent your code. How many arrows did you need to reach the object? Variation – write a code using arrows and directional words (e.g., up, down, left, right, loop, repeat) and ask a grownup to follow it. Where do they end up? Would you change anything? Play again.

Let's Explore Art and Movement



Visual Arts:

Make a face using materials you find around your home. Take a photo to share it with someone who needs a smile. After taking the picture, return all the materials to wherever they belong. Some art is not permanent. It changes with the weather (e.g., ice or sand sculptures) or is designed to change when other people interact with it.



Week 4: September 27th-October 1st Wednesday's Activities

Theme: Kindness Counts

Story of the Week



When We are Kind- When We Are Kind celebrates simple acts of everyday kindness and encourages children to explore how they feel when they initiate and receive acts of kindness in their lives. <https://bit.ly/whenwearekind>

Let's Explore Literacy



Word Game Wednesday: Let's Play Bang!

Customize your own word game. Write down 10 words that the child knows and 5 words that they do not know (they can be family names, high frequency words, etc.)

How to set up Bang!

- Here's what you'll need: an empty container, some blank pieces of paper cut into cards, and some markers.
- Write down the 15 words on little cards
- You'll also want to make up a few cards with the word "BANG!" on them.

How to Play Bang!

- Players take turns reaching into the container and pulling out a flashcard. If they can read the word aloud correctly, they get to keep the card. If the player is incorrect, the card goes back into the container.
- Continue taking turns, reading and collecting correctly answered cards
- If you pull out a BANG! card, you must put your whole pile of cards back into the container!
- At the end of a specified length of time, whoever has the most cards is the winner!

Let's Explore Math



Counting and Data

If one person throws away 3 items of garbage each day, how many pieces in total would they throw away after 2 days? After 5 days? After 10 days? Show your work.

Extension:

- A) What if each member of your family threw out 3 items of garbage each day. How many pieces would be thrown out after 10 days?
- B) What if every student in your class threw 1 piece of garbage on the playground at recess? How many pieces would be on the ground? What about after 5 days of school?
- C) How could you use this information to convince others not to throw garbage on the ground? Does data help you prove a point? How?

Let's Explore Art and Movement



Movement: Pretend Puppets

Find a safe and open play area with a grownup. Stand a safe distance apart from each other. The grownup will act as the "puppeteer" and you will act as the "puppet". The puppeteer will demonstrate and/or calls out a series of actions for the puppet to follow, such as:

- "I'm loosening strings!" (Puppets go loose and floppy)
- "I'm tightening strings!" (Puppets stretch right up with toes, arms, legs, and whole body)
- "I'm collapsing to the floor!" (Puppets "melt" to the floor in a heap)

Create some other actions for the puppet to follow.


Extension: The child could be the puppeteer and lead the game.



Week 4: September 27th-October 1st Thursday's Activities

Theme: Kindness Counts

Story of the Week



When We are Kind- *When We Are Kind* celebrates simple acts of everyday kindness and encourages children to explore how they feel when they initiate and receive acts of kindness in their lives. <https://bit.ly/whenwearekind>

Let's Explore Literacy



10 Simple Ways to Show Kindness:

In the story, *When We Are Kind*, we were shown many examples of kindness. Share with someone in your home some of the simple acts of kindness that were shared within the story. Have a discussion about the importance of being kind to others.

On a piece of paper, create a numbered list of '**10 Ways I Can Show Kindness**'. Think about the simple things you can do to make someone else feel happy and appreciated. The small and simple acts of kindness make a big difference. You can use examples from the story (e.g., recycling, making a painting for a friend, saying hello using someone's name, etc.) or come up with your own ideas! Share the list with someone in your home and challenge yourself to complete all 10!

Let's Explore Math



Seasons of the Year Data:

As we recently changed seasons from summer to fall, think about what your favourite season is.

Interview the people in your home and friends you can connect with and ask them "What is your favourite season of the year?" and record their responses.

Create a tally chart to represent the responses and record the number of times the response was given.

Extension: Graph the results

Seasons of the Year	
Summer	III
Fall	IIII
Winter	III
Spring	II

Let's Explore Art and Movement



Visual Arts: Shadows

You will need find a comfortable spot to draw either inside your home or outside if it is sunny. Collect a variety of objects (e.g., toys, Lego, dinosaurs etc.) that you want to trace the shadows of. To trace the objects, use paper and a pencil, or you can use sidewalk chalk. What do you notice about the traced objects compared to the actual object?

Extension: Go for walk and notice all the shadows from trees, cars, people and more!



Week 4: September 27th-October 1st Friday's Activities

Theme: Kindness Counts

Story of the Week



When We are Kind- When We Are Kind celebrates simple acts of everyday kindness and encourages children to explore how they feel when they initiate and receive acts of kindness in their lives. <https://bit.ly/whenwearekind>

Let's Explore Literacy



Writing: Write a Friendly Letter

Today we are going to work on a random act of kindness. Surprise someone by sending/giving them a letter written by you! Think about someone who might like to hear from you and write a letter to them. Using a piece of paper and a pencil/pen, begin to write your letter. Use the following suggestions for what to include in your letter:

- Address the letter (e.g., Dear....)
- An introduction statement (e.g., asking someone how they are)
- Reason for writing (e.g., I wanted to write you a letter to say...)
- How much this person means to you
- Share a happy memory
- End on a positive note (e.g., I hope to see you soon)

Let's Explore Math



Share your Math Thinking:

Imagine your school yard is covered in 100 pieces of garbage. If 5 of you decided to clean up the playground, how many pieces might each person pick up? Show your thinking using a picture, chart or words.

Extension: If each person picked up the exact same amount, how many pieces would each person pick up? What if there were 1000 pieces of garbage? How many pieces would each person have to pick up?

Let's Explore Art and Movement



Movement: Mirror, Mirror

Play this action game with someone in your home.

How to Play: Choose one person to be a leader and then face each other. The leader will do an action (e.g., put one hand on your head and one hand on your belly, jumping jacks, touch your toes, etc.) and the other person will try to do the same action. Try different actions. Looking for a challenge? Try and hold different body positions while standing on one leg or sitting on the floor. Change roles and play again!