




Week 3: September 20th-24th Monday's Activities

Theme: I am special, I am unique, I am ME!

Story of the Week



[What Makes Us Unique-](https://bit.ly/hwdsbunique) We are all so different and that is so special! This story is about celebrating each other and all our wonderful differences. <https://bit.ly/hwdsbunique>

Let's Explore Literacy



Clues, Clues Clues!

Gather 10 items (e.g., a spoon or a toy) from around your home and hide them under something like a towel so they are not visible to your partner. For each item, clap the syllables, say something that rhymes, tell what sound it starts with and what sound it ends with. If your partner needs a final clue, you can stretch out all the sounds. Give all of these clues to someone in your home about each object. Are they able to guess your hidden objects?

Extension: Switch roles! Now it is your turn to listen carefully to the clues and guess the hidden objects.

Let's Explore Math



Mental Math

How would you solve $12+15=$ ___ in your head? What strategies would you use? Show your thinking on paper. Is there another way you could solve the same equation?

Extension:

Solve the following questions in your head. See if you can show/explain multiple ways to solve them to someone in your home. Ask them how they would solve the questions as well.

- $102 + 59 =$
- $78 + 41 =$
- $234 + 121 =$
- $16 + 100 =$
- $88 + 44 =$

Let's Explore Art and Movement



Unique Nature Rubbings:


- Take a walk outside with an adult. Collect small stones, leaves, flowers and grass.
- Place a piece of paper over top of the item and using a pencil, crayon or pencil crayon, rub over the item.
- What else can you make a rubbing of? A stone? A leaf? How do these textures appear on the paper?
- Discuss the different textures. Which things were smooth? Which were rough?
- How can you group your rubbings? Can you group them by texture, shape, or by type (tree, leaf, rock)?



Week 3: September 20th-24th Tuesday's Activities

Theme: I am special, I am unique, I am ME!

Story of the Week



What Makes Us Unique- We are all so different and that is so special! This story is about celebrating each other and all our wonderful differences. <https://bit.ly/hwdsbunique>

Let's Explore Literacy



Let's Talk About It!

Using the picture provided, share a story about what is happening in this picture with someone in your home. Use the following questions to add supporting details to your story:

- What/Who do you see?
- What happened before this picture was taken?
- What do you think will happen next?

Writers Workshop: On a piece of paper, write out the story that you just shared!

- Writing Checklist:** When I am writing, I am working on...
 - finger spaces between my words
 - uppercase letters at the beginning of my sentence
 - punctuation at the end of my sentence (e.g, !, ., , ?)
 - sounding out words I don't know how to spell
 - high frequency words in my sentences
 - adding detail to my sentences



Let's Explore Math



Creative Coding!

Conditional statements are an important part of learning to code. If we do something it will cause something else to happen. Let's get creative and think about these conditional statements:

- If it is cold outside, then..
- If we water the flowers, then..
- If you finish your homework, then..

Extension: Can you make your own conditional statements?

- If _____, then _____.
- If, _____, then _____.

Let's Explore Art and Movement



Visual Arts: Colour Wheel Challenge

Find a variety colourful objects around your home and make a colour wheel. You can use the acronym ROYGBIV to help with the order of colours. What do you notice about your colour wheel? Is every shade of blue (or red or any other colour) the same? How do the colours blend in with each other?




Extension: Use the objects to design a colourful picture or sculpture.



Week 3: September 20th-24th Wednesday's Activities

Theme: I am special, I am unique, I am ME!

Story of the Week



[What Makes Us Unique](https://bit.ly/hwdsbunique)- We are all so different and that is so special! This story is about celebrating each other and all our wonderful differences. <https://bit.ly/hwdsbunique>

Let's Explore Literacy



Word Game Wednesday: Concentration

Preparation: Write 15 high frequency words on cards (e.g., index cards, pieces of paper). You will need two sets of words which creates a set of 30 cards. (Word examples: like, in, to, know, am, you, your, the, there, their, could, would, should, colour words, family names, seasons, months, days of the week)

Concentration: Place cards face down on a table (tip: start with a small number of words and increase slowly). Each player turns over two words and reads them. If a match is made the player keeps the cards and gets another turn. Play until all the cards have been collected.

Let's Explore Math



3-D Shape Hunt:

Can you go on a shape hunt in your home and outside? Create a tally chart to show what 3-D shapes you have found.

Cube	Sphere	Cylinder	Rectangular Prism

Extension: Name the number of faces and vertices for each 3-D shape.

Let's Explore Art and Movement



Movement: Dance

Let's use the dance elements of body, space, time and energy.

Imagine you are a snow or ice sculpture. Think of the shape your body will make and feel the energy it takes to stand very still. Now, imagine that you are very, very slowly beginning to melt.

“Body”: Your arms might slowly sag, your head may start to sink down, and your whole body will get heavier and rounder as you slowly move toward the ground.

“Time”: See if you can make your ‘melt’ take a whole minute (60seconds). Think about how your line artwork took a long time to disappear.


“Energy”: We often think about energy as something we use to go fast, but it is very difficult to move slowly. Challenge yourself to hold a position and think about the muscles you are using in your arms and legs.



Week 3: September 20th-24th Thursday's Activities

Theme: I am special, I am unique, I am ME!

Story of the Week



[What Makes Us Unique](https://bit.ly/hwdsbunique)- We are all so different and that is so special! This story is about celebrating each other and all our wonderful differences. <https://bit.ly/hwdsbunique>

Let's Explore Literacy



Think it Through Thursday:

What Makes Us Unique is a powerful story with an important message. After reading the story, ask yourself the following questions and share your responses with someone in your home. **What makes you special and unique? What makes you a wonder? What is the author's message in this book?**

Now that you have listened to the story a few times, **retell the story to someone in your home.** Include the important details from the beginning, middle and end of the story.

Let's Explore Math



Measurement

Imagine you had to describe how long something was without using a ruler. What might you use to measure the length of your shoe? Your kitchen floor? The height of a wall? Would you use your hands? Toothpicks? Pebbles?

Challenge: Find a large object in your home to measure. E.g., a couch, wall, floor etc. Choose an object like your shoe (make sure it's clean!) or your hands to act as a measuring tool. Using your measuring tool, determine how long your object is.

Extension:

Write down what you would use to measure the length of each of the following objects:

- A) A school bus
- B) A spoon
- C) A tree
- D) A stuffed animal
- E) An apartment building
- F) A family member
- G) A coin

Let's Explore Art and Movement



Movement:

Yesterday we explored the elements of body, energy and time. Today you can play "Red light/Green light" to practice using your energy, body and time in different ways!

Clear a safe space in your home or find a space outside with someone in your home. Create a starting line and a finish line. Choose one person to call out "Red Light/Green Light"


- Start with everyone along the starting line,
- When you say 'Green Light' everyone will move towards the finish line,
- When you say 'Red Light' everyone must immediately stop. If players are still moving when you call 'Red Light', they must go back to the starting line.
- Start a new round when everyone gets across the finish line or when most players make it across the finish line.



Week 3: September 20th-24th Friday's Activities

Theme: I am special, I am unique, I am ME!

Story of the Week



What Makes Us Unique- We are all so different and that is so special! This story is about celebrating each other and all of our wonderful differences. <https://bit.ly/hwdsbunique>

Let's Explore Literacy



Word Ladder Challenge:

Look at the following pairs of words. Change or add one letter at a time to get from the first word to the second word.

For example, To get from Cat to Dog, your word ladder might look like this:

Dog
Bog
Bag
Bat
Cat

Create word ladders for the following words:

A) Mop-Pen B) Pet-Fish C) Team-Work D) Hands- Glove

Let's Explore Math



Number Sharing:

Four friends want to fairly share 8 grapes. How many grapes will each student get? Draw a picture to explain your thinking.

Extension:

- Two friends want to share 5 strawberries so that everyone gets the same amount. How much will each child get?
- Four friends want to share 9 quesadillas so that everyone gets the same amount. How much will each child get?

Let's Explore Art and Movement



Movement: Hop and Jump!

Find a spot in your home to start (e.g., front door of your home, bedroom door). Stand still and decide where you want to go next (e.g., bathroom, bedroom, kitchen). Begin jumping on two feet to get to your destination. When you get there tell someone in your home how many jumps it took to get there. Try a new destination! How many jumps did that take?

Extension: Hop on one foot from one destination to another. How many hops did it take to get there? Try and count by 2's as you hop or jump to your next destination.