




## Week 2: September 13th-17th Monday's Activities

Theme: We All Belong

### Story of the Week



*Joseph's Big Ride- In HWDSB we all belong! This story is about friendship and helps us to all celebrate what experiences make us uniquely us! <https://bit.ly/josephsbigride>*

### Let's Explore Literacy



#### Rhyme Detective Scavenger Hunt:

Decide where you would like your scavenger hunt to take place – outdoors? Indoors? Once you have decided on the location, look for 10 objects in this space (e.g., Bedroom: shirt, light, bed, sock, etc.). Next, create a scavenger hunt list on a piece of paper. Write down a rhyming word for each object that you found using the sentence, “I rhyme with...” (e.g. I rhyme with **flock**. I am a **sock**). Once you have your list of 10 rhyming words, give the scavenger hunt to a grownup. Have them look around the space and answer the question, “I am a...” and guess the objects!

#### Rhyme Detective Scavenger Hunt

I rhyme with \_\_\_\_\_. I am a \_\_\_\_\_.  
...and continue to 10!

**Extension:** Change roles with the grownup in your home. Have the grownup write down the rhyming sentences and you can go on the scavenger hunt and try to find the 10 objects. Have fun!

### Let's Explore Math



#### Number of the Day

Our Number of the Day is 85. How many tens are in this number? How many ones? Can you make 5 different number sentences to make 85? (e.g.,  $80+5=85$ ). Can you count by 5's and get to 85? What is a number that is greater than 85? What is a number that is less than 85?

**Extension:** Write as many number sentences as you can that have 14 for an answer. Now challenge yourself to do the same for the number 29. Do you have a favourite number? Try that one next!

### Let's Explore Art and Movement



#### Movement: Sock Ball Games for Everyone! Part 1

**Prepare your area for play.** Choose an area where there is enough space to roll, catch, toss and maybe kick. Remove breakable items. Chairs, couches, laundry baskets and boxes can be used as goals or targets in games. Only play games you can safely play in your space.

**Make a sock ball.** Roll and fold a pair of socks inside each other. For larger balls, use 3-4 pairs of socks. Adult socks work well. Get ready to play!

#### Today we will explore the games Soccer and Bowling:

##### Soccer

✦ practice shooting on a goal (laundry basket laid on its side, a box, under a chair, etc.)

##### Bowling

✦ set up clean and empty milk containers, cans, plastic bottles, paper towel rolls, Lego, etc. as the pins

✦ A grownup can show the player how to set up the pins or have the player try several configurations themselves


✦ players can play alone or play against another (competing or cooperating)



## Week 2: September 13th-17th Tuesday's Activities

Theme: We All Belong

### Story of the Week



*Joseph's Big Ride*- In HWDSB we all belong! This story is about friendship and helps us to all celebrate what experiences make us uniquely us! <https://bit.ly/josephsbigrade>

### Let's Explore Literacy



#### Let's Talk About It!

Using the picture provided, share a story about what is happening in this picture with someone in your home. Use the following questions to add supporting details to your story:

- What/Who do you see?
- What happened before this picture was taken?
- What do you think will happen next?

**Writers Workshop:** On a piece of paper, write out the story that you just shared!

- Writing Checklist:** When I am writing, I am working on...
  - o finger spaces between my words
  - o uppercase letters at the beginning of my sentence
  - o punctuation at the end of my sentence (e.g, !, ., ?)
  - o sounding out words I don't know how to spell
  - o high frequency words in my sentences



#### Spare Time Tally!

Spare Time Tally	
Reading	III
Going on a Hike	I
Playing Board Games	IIII

What do you like to do in your spare time? Do you have a hobby you enjoy doing in your spare time? Interview the people in your home and friends you can connect with and ask them "What do you like to do in your spare time?" and record their responses.

Create a tally chart to represent the responses and record the number of times the response was given.

**Extension:** Graph the results

### Let's Explore Math



### Let's Explore Art and Movement



#### Movement: Sock Ball Games for Everyone! Part 2

**Prepare your area for play.** Choose an area where there is enough space to roll, catch, toss and maybe kick. Remove breakable items. Chairs, couches, laundry baskets and boxes can be used as goals or targets in games. Only play games you can safely play in your space.

**Make a sock ball.** Roll and fold a pair of socks inside each other. For larger balls, use 3-4 pairs of socks. Adult socks work well. Get ready to play!

**Today we will explore the games Basketball and Catch**

#### Basketball

- ✦ practice shooting on a basket (laundry basket, cardboard box, laundry hamper, Rubbermaid or any other container turned upright)
- ✦ shoot from different distances


#### Throw and Catch

- ✦ stand apart and throw or toss to each other
- ✦ as you improve, add some trick throws (under your leg, from behind your back, etc.)

## Week 2: September 13th-17th Wednesday's Activities

Theme: We All Belong

### Story of the Week



[Joseph's Big Ride](https://bit.ly/josephsbigrade)- In HWDSB we all belong! This story is about friendship and helps us to all celebrate what experiences make us uniquely us! <https://bit.ly/josephsbigrade>

### Let's Explore Literacy



#### New Words Wednesday:

This story is about including people and understanding our differences. Read the following words and the definitions:

- **Include/Inclusion:** To make someone part of a group, place or activity
- **Exclude/Exclusion:** To deny someone access to or from a group, place or activity.
- **Diversity:** The differences between people. These can include cultural background, age, appearance, religion, ability level etc.
- **Similarity:** The qualities that make people alike
- **Empathy:** The ability to be aware of and understand another persons feelings, thoughts or experiences.

Which words are new vocabulary for you? Write each word in a sentence using your own words.

### Let's Explore Math



#### Measurement: What Time Is It?

Make a list for each question:


What are things that you do in the morning?

What are things you do around noon?

What are things you do in the evening?

Draw 3 clocks (example clock provided)

Show the following times: 1:30      6:00      10:30      noon



### Let's Explore Art and Movement



#### Visual Arts: Laundry Art:

Use your imagination and creativity to create a unique art piece with the laundry and clothes from your very own home!

**Possible materials:** towels, sheets, shirts, pants, socks, dish towels, etc.

You could create a self-portrait, a landscape, an item of food, a famous artwork, or one of your favorite things!



Thank you to Karen Wilkins, an HWDSB educator, for the inspiration photo!




## Week 2: September 13th-17th

### Thursday's Activities

Theme: We All Belong

#### Story of the Week



[Joseph's Big Ride](https://bit.ly/josephsbigrade)- In HWDSB we all belong! This story is about friendship and helps us to all celebrate what experiences make us uniquely us! <https://bit.ly/josephsbigrade>

#### Let's Explore Literacy



##### Think It Through Thursday:

In the story Joseph's Big Ride, we are reminded school is a place where diversity is celebrated and people of all backgrounds, abilities, and appearances are welcome. After reading the story, think about the following questions: **What can you do to make others feel welcome? Would you like to attend this classroom? What did you learn from this book that you will bring to your new classroom?** Share your responses with someone in your home.

**Writing:** Create a classroom poster that reads, "All Are Welcome Here." Be creative with words, sentences and illustrations that would make everyone feel safe, accepted and welcome in the classroom.

#### Let's Explore Math



##### Number of the day:

Our number of the day is 72.

Write down or draw as many ways to make the number 472 as you can (e.g.,  $70 + 2$  or 7 tens + 2 ones)

**Let's Count!** Find something in your house that you think has more than 72 (e.g., macaroni). Count 72 of what you found. Count 72 again in a different way. Try counting some other numbers in different ways.

#### Let's Explore Art and Movement



##### Movement: Snake Toss

*This activity is inspired by a game with First Nation origins. It is a modification of a Haudenosaunee game called Snow Snake.*

##### How to Play:


- Create a starting line and find an object to slide (e.g., stick, chop stick, spoon)
- Slide the stick along the floor by placing the stick on the floor and pushing it forward.
- Mark the distance of the slide using a floor marker (e.g., a sock or small toy)
- Either play against yourself or other family members. Try to slide your stick farther each time
- What do you have to do to make the stick go farther? How could you play this game with a different object? What would change?



## Week 2: September 13th-17th Friday's Activities

Theme: We All Belong

### Story of the Week



*Joseph's Big Ride*- In HWDSB we all belong! This story is about friendship and helps us to all celebrate what experiences make us uniquely us! <https://bit.ly/josephsbigrade>

### Let's Explore Literacy



#### Word Family Fun:

Using the word families listed in the chart, challenge yourself to come up with 5 words that belong within each word family. **Challenge:** Can you come up with a sentence (tip: it can be a silly sentence!) that includes a word on your chart from each word family?

-op	-oat	-ip	-ag
e.g., shop	e.g., float	e.g., ship	e.g., flag

### Let's Explore Math



#### Measurement Scavenger Hunt

Find something in your home to use as a measuring tool (e.g., a pencil, a toy, etc.). Use your measuring tool and locate, measure and record the following items:

- Kitchen counter
- Couch/chair
- Your height
- Your favourite toy
- Your foot
- Another person in your home

### Let's Explore Art and Movement



#### Visual Arts: 2D paper art



Collect different types and colours of paper, scissors, and glue. If you don't have scissors or glue you can rip the paper instead and take a picture of your creation. Think about your picture and start with the things that are farthest away (we call this the "background"). Often it's the sky! Then, glue buildings or plants or people on top of the background. The things that are closest to the front of the picture will be glued on last! We call those things the "foreground".

Here is an example of using different kinds of cut papers to make a picture. In the city picture, the stoplight is in the foreground. This gives us a layered effect and makes our artwork interesting!