

## *Temporary Accommodation Strategies*

## *Capping Bellmoore's Enrolment - Options*

- The following scenario depicts capping some JK enrolment at 100 students per year and no new students would be enrolled at Bellmoore in grades SK-8.
- This option could incorporate a sibling rule that would allow incoming JK students with older siblings at Bellmoore to attend Bellmoore. Currently this would account for approximately 50 of the 100 JK spots allocated to Bellmoore.
- All projected JK students beyond 100 and new SK-8 students from housing development and housing sales attend New School on the Summit Park Site.
- A modification to the JK cap could be considered annually based on expected enrolment.

## Capping JK, JK Sibling Rule at Bellmoore & No New SK-8 Students Enrol at Bellmoore

	OTG	OTG with Portables
Bellmoore	640	1077 (19)
Summit Park Site	625	763 (6)

Bellmoore	JK	SK	1	2	3	4	5	6	7	8	SP-E	Total	Utilization	Utilization with Current Portables	Estimated Additional Portables Required (Total)
<b>2018</b>	131	144	115	114	108	104	107	104	99	89	6	1121	175%	106%	-
<b>2019</b>	100	123	110	109	106	100	99	100	97	95	6	1046	163%	97%	-3 (16)
<b>2020</b>	100	94	99	104	101	99	96	93	94	93	6	979	153%	91%	-2 (14)
<b>2021</b>	100	94	76	94	97	94	94	90	87	90	6	922	144%	86%	-2 (12)
<b>2022</b>	100	94	75	72	88	90	90	88	84	83	6	870	136%	81%	-2 (10)
<b>2023</b>	100	94	75	71	67	82	86	84	83	80	6	828	129%	77%	0 (10)

New School Summit Park Site	JK	SK	1	2	3	4	5	6	7	8	SP-E	Total	Utilization	Utilization with Current Portables	Estimated Additional Portables Required (Total)
<b>2019</b>	89	77	59	47	56	53	52	50	46	48	0	578	92%	76%	0 (6)
<b>2020</b>	93	113	73	75	62	68	72	69	61	54	0	741	119%	97%	0 (6)
<b>2021</b>	97	116	102	81	86	73	76	82	78	68	0	858	137%	112%	4 (10)
<b>2022</b>	104	111	109	114	95	100	84	89	95	89	0	991	159%	130%	5 (15)
<b>2023</b>	110	117	104	119	125	107	110	96	101	105	0	1096	175%	144%	4 (19)

### Information to consider for this option:

- This option would require an application, random selection and waitlist process for JK entry at Bellmoore for students without older siblings at Bellmoore.
- This scenario would require new families with students in grades SK-8 to attend Summit Park site.
- This would separate new Binbrook families with students in JK and older grades .
- This option would also require the Board to clearly define what a “new student” means. New to Board? New to neighbourhood?
- Creates difficulty on families to plan effectively for student transition into JK.

## *Bellmore Grade Organization Change - Options*

## Bellmore Kindergarten Students Attend New School on the Summit Park Site

	OTG	OTG with Portables
Bellmore	640	1077 (19)
Summit Park Site	625	763 (6)

Bellmore	JK	SK	1	2	3	4	5	6	7	8	SP-E	Total	Utilization	Utilization with Current Portables	Estimated Additional Portables Required (Total)
2018	131	144	115	114	108	104	107	104	99	89	6	1121	175%	106%	0
2019	0	0	120	123	120	110	117	115	106	101	6	918	143%	85%	0 (19)
2020	0	0	121	127	128	121	123	124	116	108	6	973	152%	90%	0 (19)
2021	0	0	122	122	128	130	123	124	125	118	6	997	156%	93%	0 (19)
2022	0	0	124	125	125	131	132	125	127	128	6	1025	160%	95%	0 (19)
2023	0	0	115	126	126	127	133	134	127	128	6	1022	160%	95%	0 (19)

New School Summit Park Site	JK	SK	1	2	3	4	5	6	7	8	SP-E	Total	Utilization	Utilization with Current Portables	Estimated Additional Portables Required (Total)
2019	189	199	50	33	43	43	35	36	37	42	0	706	113%	92%	0 (6)
2020	193	207	51	53	36	46	46	38	39	40	0	748	120%	98%	0 (6)
2021	197	210	56	53	55	38	48	48	40	41	0	782	125%	103%	1 (7)
2022	204	204	60	60	58	59	42	52	52	44	0	836	134%	110%	2 (9)
2023	210	210	64	65	65	63	64	47	57	57	0	901	144%	118%	3 (12)

- Could be implemented through a two year process which phases in the grade change
- 2019 only new JKs attend Summit Park site and in 2020 both JK & SK attend Summit Park Site



# Bellmoore Grade 7 & 8 Students Attend New School on the Summit Park Site

	OTG	OTG with Portables
Bellmoore	640	1077 (19)
Summit Park Site	625	763 (6)

Bellmoore	JK	SK	1	2	3	4	5	6	7	8	SP-E	Total	Utilization	Utilization with Current Portables	Estimated Additional Portables Required (Total)
2018	131	144	115	114	108	104	107	104	99	89	6	1121	175%	106%	-
2019	133	146	120	123	120	110	117	115	0	0	6	990	155%	92%	0 (19)
2020	135	148	121	127	128	121	123	124	0	0	6	1032	161%	96%	0 (19)
2021	136	149	122	122	128	130	123	124	0	0	6	1040	162%	97%	0 (19)
2022	139	139	124	125	125	131	132	125	0	0	6	1048	164%	97%	0 (19)
2023	141	141	115	126	126	127	133	134	0	0	6	1048	164%	97%	0 (19)

New School Summit Park Site	JK	SK	1	2	3	4	5	6	7	8	SP-E	Total	Utilization	Utilization with Current Portables	Estimated Additional Portables Required (Total)
2019	56	53	50	33	43	43	35	36	143	143	0	634	101%	83%	0 (6)
2020	59	59	51	53	36	46	46	38	155	147	0	689	110%	90%	0 (6)
2021	61	61	56	53	55	38	48	48	165	158	0	740	118%	97%	0 (6)
2022	65	65	60	60	58	59	42	52	179	172	0	813	130%	107%	2 (8)
2023	70	70	64	65	65	63	64	47	184	185	0	876	140%	115%	3 (11)

- Could be implemented through a two year process which phases in the grade change
- 2019 only grade 7s attend Summit Park site while grade 8s remain at Bellmoore to graduate
- 2020, grade 7 & 8s attend Summit Park Site



## *Bellmore Boundary Changes - Options*

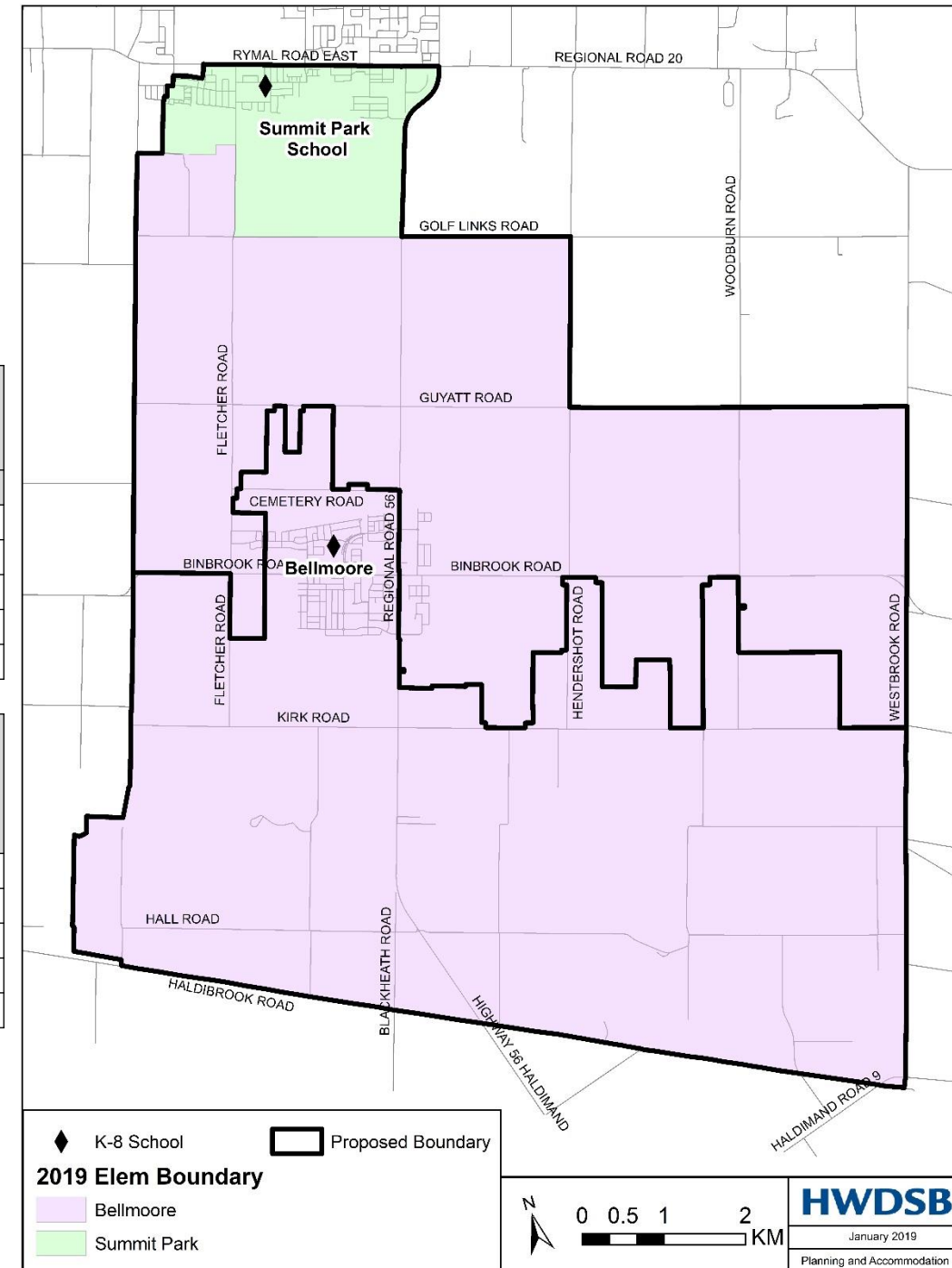
- All boundary changes suggest removing existing students from Bellmoore to alleviate enrolment pressure.
- All boundary change options could consider a proposal where the 2019 grade 8s remain at Bellmoore to graduate – the enrolment projections do not indicate this.

## North & East Portion of Bellmoore Catchment and New Development attend New School on the Summit Park Site

	OTG	OTG with Portables
Bellmoore	640	1077 (19)
Summit Park Site	625	763 (6)

Bellmoore	JK	SK	1	2	3	4	5	6	7	8	SP-E	Total	Util	Util with Current Portables	Estimated Additional Portables Required (Total)
2018	131	144	115	114	108	104	107	104	99	89	6	1121	175%	106%	-
2019	111	126	97	105	96	89	93	89	81	82	6	975	152%	91%	0 (19)
2020	111	122	102	102	108	96	98	98	89	81	6	1012	158%	94%	0 (19)
2021	111	122	98	102	102	108	96	98	98	89	6	1029	161%	96%	0 (19)
2022	111	111	98	99	102	102	108	96	98	98	6	1031	161%	96%	0 (19)
2023	112	112	89	98	99	103	102	109	96	98	6	1025	160%	95%	0 (19)

New School Summit Park Site	JK	SK	1	2	3	4	5	6	7	8	SP-E	Total	Util	Util with Current Portables	Estimated Additional Portables Required (Total)
2019	78	73	72	51	67	64	58	61	62	61	0	648	104%	85%	0 (6)
2020	83	85	70	78	56	71	71	64	66	67	0	709	113%	93%	0 (6)
2021	86	88	80	73	81	59	74	74	67	69	0	750	120%	98%	0 (6)
2022	93	93	86	87	80	88	66	82	81	74	0	830	133%	109%	3 (9)
2023	99	99	90	92	93	86	94	72	87	87	0	898	144%	118%	3 (12)



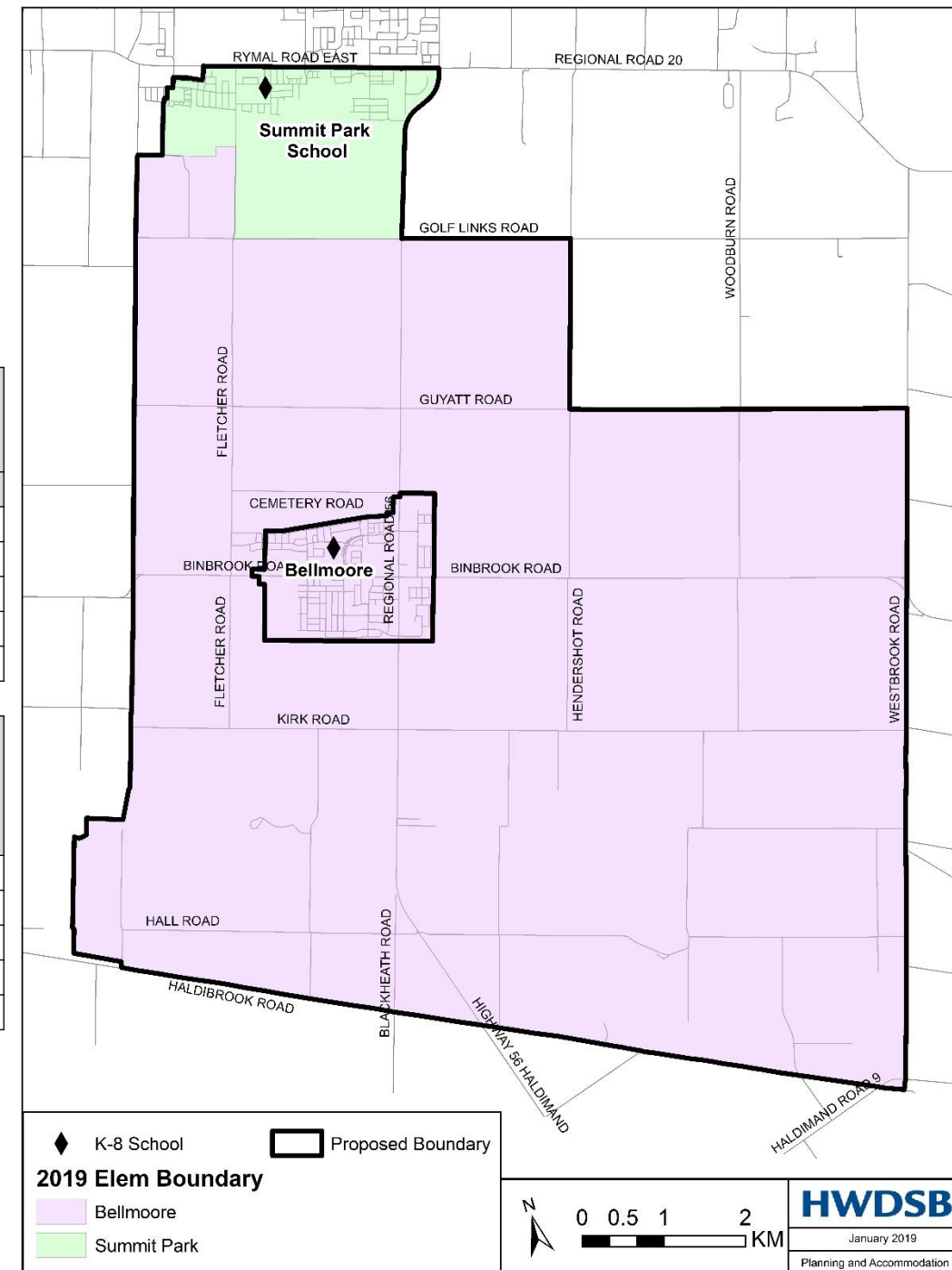
Approximately 210 Bellmoore students move to Summit Park

## Rural Portion of Bellmoore Catchment and West Portion of New Development Attend New School on the Summit Park Site

	OTG	OTG with Portables
<b>Bellmoore</b>	640	1077 (19)
<b>Summit Park Site</b>	625	763 (6)

Bellmoore	JK	SK	1	2	3	4	5	6	7	8	SP-E	Total	Util	Util with Current Portables	Estimated Additional Portables Required (Total)
<b>2018</b>	131	144	115	114	108	104	107	104	99	89	6	1121	175%	106%	-
<b>2019</b>	120	134	110	108	105	98	105	102	91	82	6	1061	166%	98%	0 (19)
<b>2020</b>	120	132	109	115	111	105	108	111	102	91	6	1109	173%	103%	0 (19)
<b>2021</b>	120	132	107	109	115	111	105	108	111	102	6	1124	176%	104%	0 (19)
<b>2022</b>	121	121	108	108	110	117	113	107	109	112	6	1132	177%	105%	0 (19)
<b>2023</b>	123	123	99	109	110	112	118	114	108	111	6	1133	177%	105%	0 (19)

New School Summit Park Site	JK	SK	1	2	3	4	5	6	7	8	SP-E	Total	Util	Util with Current Portables	Estimated Additional Portables Required (Total)
<b>2019</b>	69	65	60	48	58	55	46	49	52	61	0	563	90%	74%	0 (6)
<b>2020</b>	74	75	64	64	53	62	61	51	53	57	0	612	98%	80%	0 (6)
<b>2021</b>	77	78	71	67	68	56	65	64	54	56	0	655	105%	86%	0 (6)
<b>2022</b>	83	83	77	77	73	74	62	71	70	60	0	729	117%	96%	0 (6)
<b>2023</b>	87	87	80	81	82	78	78	66	76	74	0	791	126%	104%	1 (7)



Approximately 122 existing Bellmoore students move to Summit Park

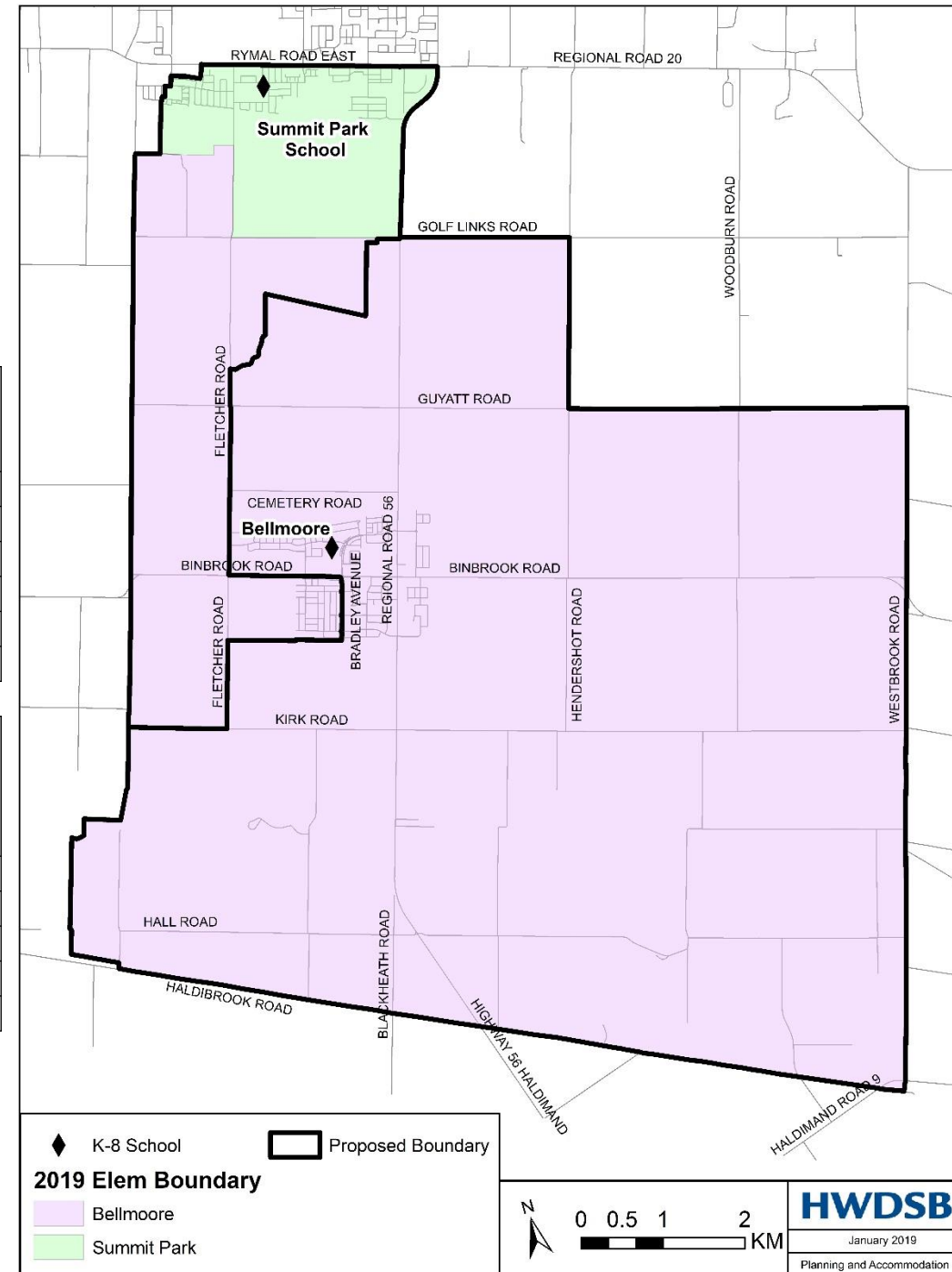
## South West & North Portion of Bellmoore Catchment and Fletcher Road New Development Attend New School on the Summit Park Site

	OTG	OTG with Portables
Bellmoore	640	1077 (19)
Summit Park Site	625	763 (6)

Bellmoore	JK	SK	1	2	3	4	5	6	7	8	SP-E	Total	Util	Util with Current Portables	Estimated Additional Portables Required (Total)
2018	131	144	115	114	108	104	107	104	99	89	6	1121	175%	106%	-
2019	101	115	83	94	84	87	90	82	87	85	6	915	143%	85%	0 (19)
2020	103	113	94	88	98	85	97	96	84	89	6	952	149%	88%	0 (19)
2021	104	114	92	95	90	99	87	99	98	85	6	968	151%	90%	0 (19)
2022	107	107	95	95	98	93	102	89	102	100	6	994	155%	92%	0 (19)
2023	109	109	88	96	96	99	94	104	91	103	6	995	155%	92%	0 (19)

New School Summit Park Site	JK	SK	1	2	3	4	5	6	7	8	SP-E	Total	Util	Util with Current Portables	Estimated Additional Portables Required (Total)
2019	88	85	86	62	79	66	61	68	56	58	0	709	113%	93%	0 (6)
2020	91	94	79	91	66	82	71	65	71	59	0	769	123%	101%	0 (6)
2021	93	96	86	80	93	68	84	73	67	73	0	812	130%	106%	2 (8)
2022	97	97	90	90	85	98	72	88	77	72	0	867	139%	114%	2 (10)
2023	102	102	91	95	95	90	102	77	93	82	0	928	149%	122%	3 (13)

Approximately 269 Bellmoore students move to Summit Park



## East of Highway 56 Attend New School on the Summit Park Site

	OTG	OTG with Portables
Bellmoore	640	1077 (19)
Summit Park Site	625	763 (6)

Bellmoore	JK	SK	1	2	3	4	5	6	7	8	SP-E	Total	Util	Util with Current Portables	Estimated Additional Portables Required (Total)
2018	131	144	115	114	108	104	107	104	99	89	6	1121	175%	106%	-
2019	113	126	100	104	100	89	93	89	79	80	6	980	153%	91%	0 (19)
2020	115	126	103	106	109	102	99	98	91	81	6	1036	162%	96%	0 (19)
2021	116	127	103	104	108	110	103	101	100	92	6	1071	167%	99%	0 (19)
2022	118	118	105	105	106	110	112	105	103	102	6	1088	170%	101%	0 (19)
2023	118	118	96	105	105	107	110	112	105	103	6	1085	170%	101%	0 (19)

New School Summit Park Site	JK	SK	1	2	3	4	5	6	7	8	SP-E	Total	Util	Util with Current Portables	Estimated Additional Portables Required (Total)
2019	76	74	69	52	62	64	59	61	64	63	0	643	103%	84%	0 (6)
2020	79	81	69	73	55	65	69	63	64	67	0	685	110%	90%	0 (6)
2021	81	83	74	71	75	57	67	71	65	66	0	709	113%	93%	0 (6)
2022	86	86	80	80	77	81	63	73	76	71	0	772	124%	101%	0 (6)
2023	92	92	84	86	86	83	87	69	79	82	0	838	134%	110%	3 (9)

Approximately 223 Bellmoore students move to Summit Park

