



## Working Group Meeting #5 West Hamilton City

Wednesday March 1, 2017

6:00 – 8:30 p.m.

Earl Kitchener Elementary School



## Agenda

1. Housekeeping items
  - Review of WG #4 minutes
  - Correspondence
2. Option Requests/Analysis
3. Public Meeting #2 preparation
  - What do we want to communicate
  - How do we communicate
  - Capturing feedback

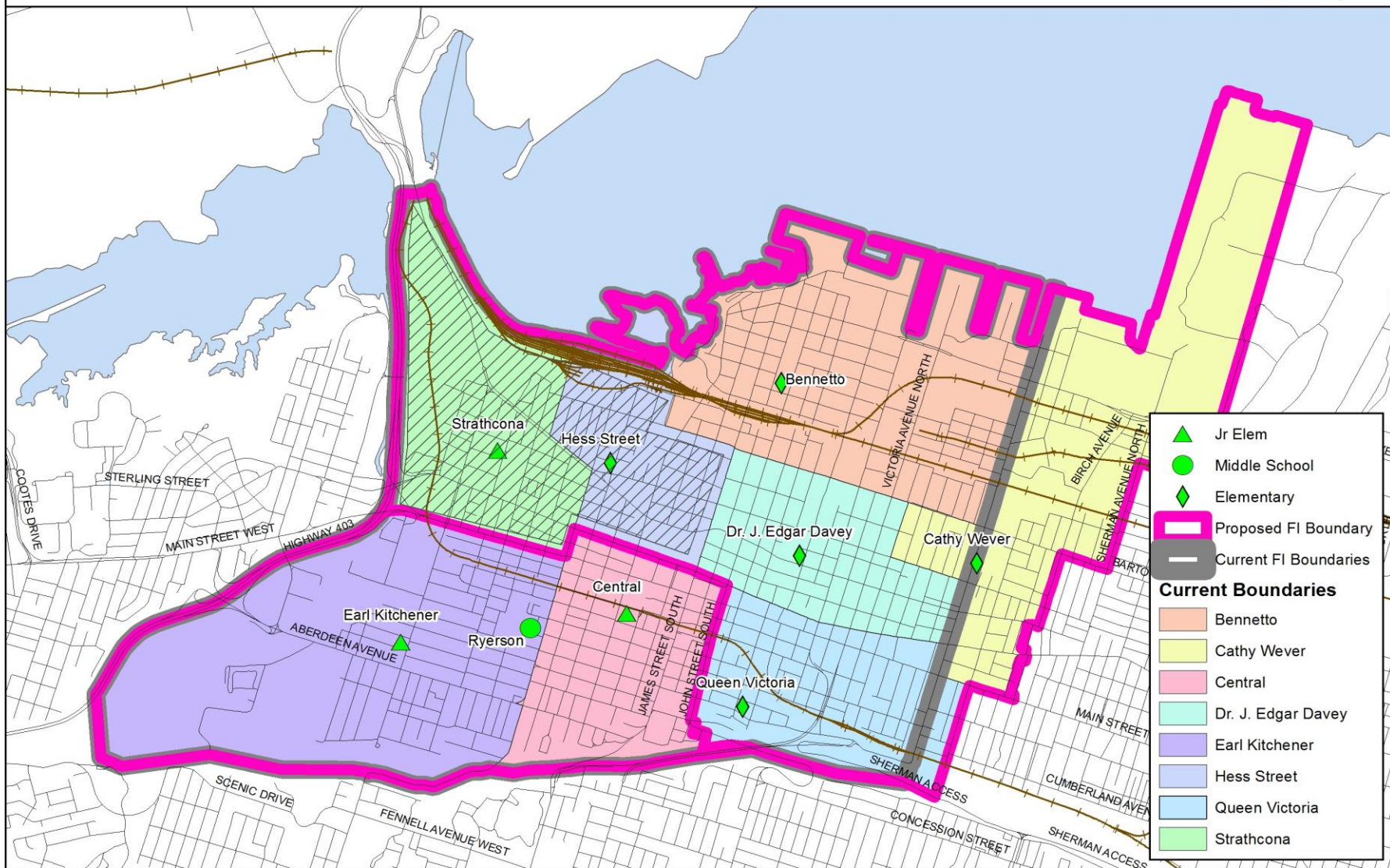


## Option/Analysis

- 1) Closure of Hess and Strathcona and new build on site TBD - both JK to 5 and JK to 8 implications
- 2) All schools open but readjustment of boundaries to even them out
- 3) Implications of FI going to Dr. Davey

# Hess/Strathcona JK-8 Merge Option (site TBD) with FI at Bennetto

Revised March 2, 2017



▲ Jr Elem  
● Middle School  
◆ Elementary  
  Proposed FI Boundary  
  Current FI Boundaries

**Current Boundaries**

- Bennetto
- Cathy Wever
- Central
- Dr. J. Edgar Davey
- Earl Kitchener
- Hess Street
- Queen Victoria
- Strathcona



0 0.45 0.9 1.8 KM



**Planning & Accommodation**

February 2017

Planning and Accommodation





### Hess and Strathcona Consolidation – JK - 8

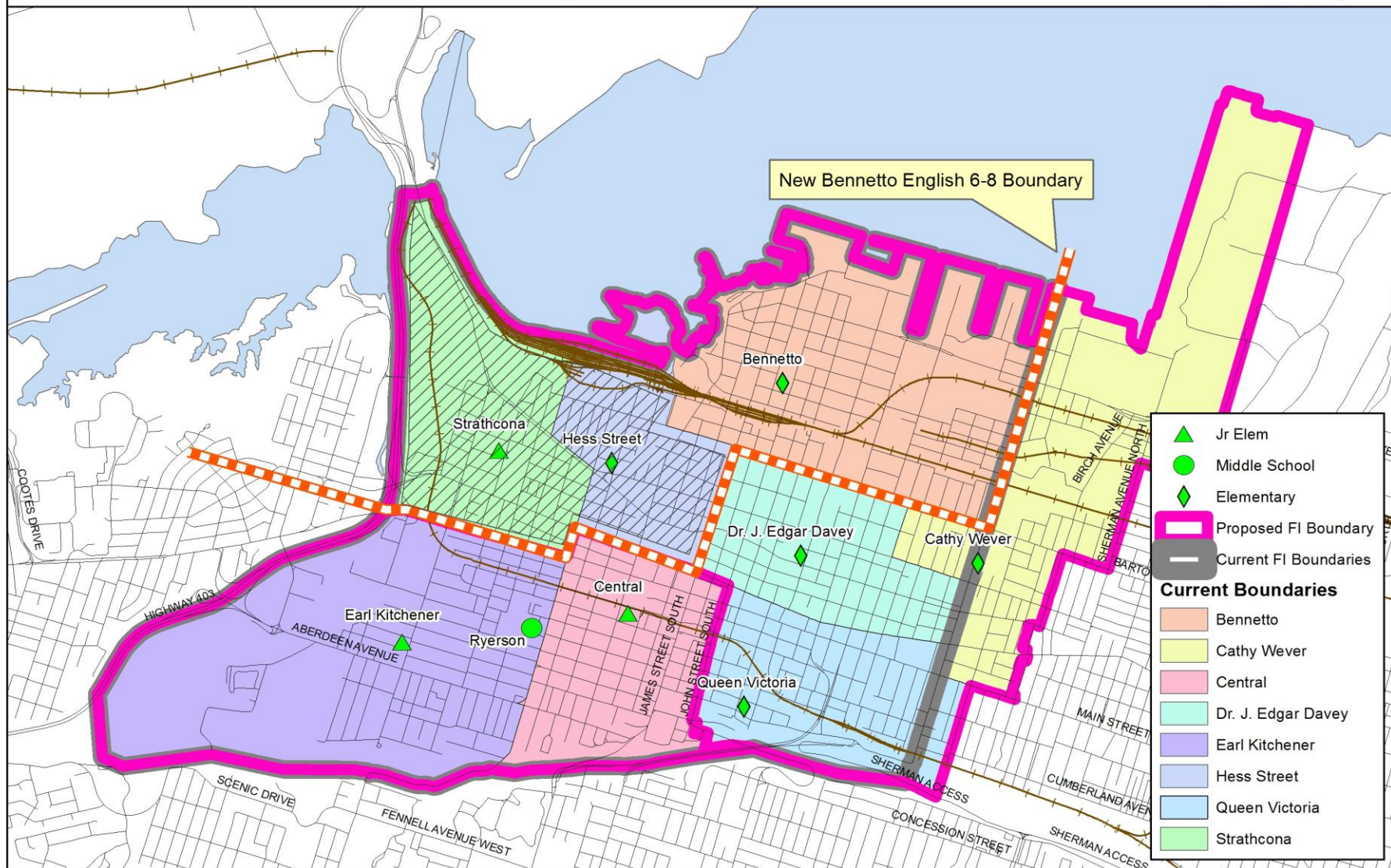
	OTG	2019 OTG	2016	2017	2018	2019	2020	2021	2022	2023	2024	2025
<b>Bennetto</b>	744	744	492	482	472	515	514	520	513	518	528	518
<i>ENG JK-8, FI 1-8, SPED</i>			66%	65%	63%	69%	69%	70%	69%	70%	71%	70%
<b>Cathy Weaver</b>	800	800	725	719	722	707	691	682	671	661	645	636
<i>ENG JK-8, SPED</i>			91%	90%	90%	88%	86%	85%	84%	83%	81%	79%
<b>Central</b>	283	283	306	322	335	333	319	320	310	307	305	303
<i>ENG JK-5</i>			108%	114%	118%	118%	113%	113%	110%	108%	108%	107%
<b>Dr. Davey</b>	816	816	509	491	476	461	451	445	443	436	429	416
<i>ENG JK-8</i>			62%	60%	58%	57%	55%	54%	54%	53%	53%	51%
<b>Earl Kitchener</b>	548	548	564	553	548	491	482	471	479	487	490	487
<i>ENG &amp; FI JK-5</i>			103%	101%	100%	90%	88%	86%	87%	89%	89%	89%
<b>Hess Street</b>	450		352	353	349	0	0	0	0	0	0	0
<i>ENG JK-8, SPED</i>			78%	79%	78%	0%	0%	0%	0%	0%	0%	0%
<b>Queen Victoria</b>	758	758	557	553	555	559	576	579	575	581	570	571
<i>ENG JK-8, SPED</i>			73%	73%	73%	74%	76%	76%	76%	77%	75%	75%
<b>Ryerson</b>	343	343	410	414	404	408	408	389	370	351	342	343
<i>ENG/FI/POC 6-8, SPED</i>			120%	121%	118%	119%	119%	113%	108%	102%	100%	100%
<b>Strathcona</b>	245		193	195	194	0	0	0	0	0	0	0
<i>ENG &amp; POC JK-5</i>			79%	80%	79%	0%	0%	0%	0%	0%	0%	0%
<b>New School</b>		600				552	570	586	591	596	592	588
<i>ENG JK-8, POC JK-5</i>						92%	95%	98%	98%	99%	99%	98%
<b>Total</b>	4,987	4,892	4,108	4,081	4,055	4,027	4,011	3,991	3,953	3,936	3,900	3,861
			82%	82%	81%	82%	82%	82%	81%	80%	80%	79%
Excess Pupil Places			879	906	933	865	882	901	940	956	992	1,031

Notes:

1) FI phased in commencing with grade 1-3 in 2019, 2) Numbers between options fluxuate due to rounding

3) Enrolment Projections based on October 2016 Student Snapshot

# Hess/Strathcona JK-5 Merge Option (site TBD) with FI at Bennetto Revised March 2, 2017



0 0.45 0.9 1.8 KM



**Planning & Accommodation**

February 2017

Planning and Accommodation



Hess and Strathcona Consolidation – JK – 5, Grade 5s move to Bennetto for grade 6, and FI program introduced at Bennetto.

	OTG	2019 OTG	2016	2017	2018	2019	2020	2021	2022	2023	2024	2025
<b>Bennetto</b>	744	744	492	482	472	554	590	642	648	664	674	660
<i>ENG JK-8, FI 1-8, SPED</i>			66%	65%	63%	74%	79%	86%	87%	89%	91%	89%
<b>Cathy Weaver</b>	800	800	725	719	722	707	691	682	671	661	645	636
<i>ENG JK-8, SPED</i>			91%	90%	90%	88%	86%	85%	84%	83%	81%	79%
<b>Central</b>	283	283	306	322	335	333	319	320	310	307	305	303
<i>ENG JK-5</i>			108%	114%	118%	118%	113%	113%	110%	108%	108%	107%
<b>Dr. Davey</b>	816	816	509	491	476	461	451	445	443	436	429	416
<i>ENG JK-8</i>			62%	60%	58%	57%	55%	54%	54%	53%	53%	51%
<b>Earl Kitchener</b>	548	548	564	553	548	491	482	471	479	487	490	487
<i>ENG &amp; FI JK-5</i>			103%	101%	100%	90%	88%	86%	87%	89%	89%	89%
<b>Hess Street</b>	450		352	353	349	0	0	0	0	0	0	0
<i>ENG JK-8, SPED</i>			78%	79%	78%	0%	0%	0%	0%	0%	0%	0%
<b>Queen Victoria</b>	758	758	557	553	555	559	576	579	575	581	570	571
<i>ENG JK-8, SPED</i>			73%	73%	73%	74%	76%	76%	76%	77%	75%	75%
<b>Ryerson</b>	343	343	410	414	404	408	408	389	370	351	342	343
<i>ENG/FI/POC 6-8, SPED</i>			120%	121%	118%	119%	119%	113%	108%	102%	100%	100%
<b>Strathcona</b>	245		193	195	194	0	0	0	0	0	0	0
<i>ENG &amp; POC JK-5</i>			79%	80%	79%	0%	0%	0%	0%	0%	0%	0%
<b>New School</b>		480				510	485	449	444	441	441	441
<i>ENG JK-5, POC JK-5</i>						106%	101%	93%	92%	92%	92%	92%
<b>Total</b>	4,987	4,292	4,108	4,081	4,055	4,024	4,002	3,976	3,941	3,927	3,895	3,856
			82%	82%	81%	94%	93%	93%	92%	91%	91%	90%
Excess Pupil Places			879	906	933	268	290	316	351	365	397	436

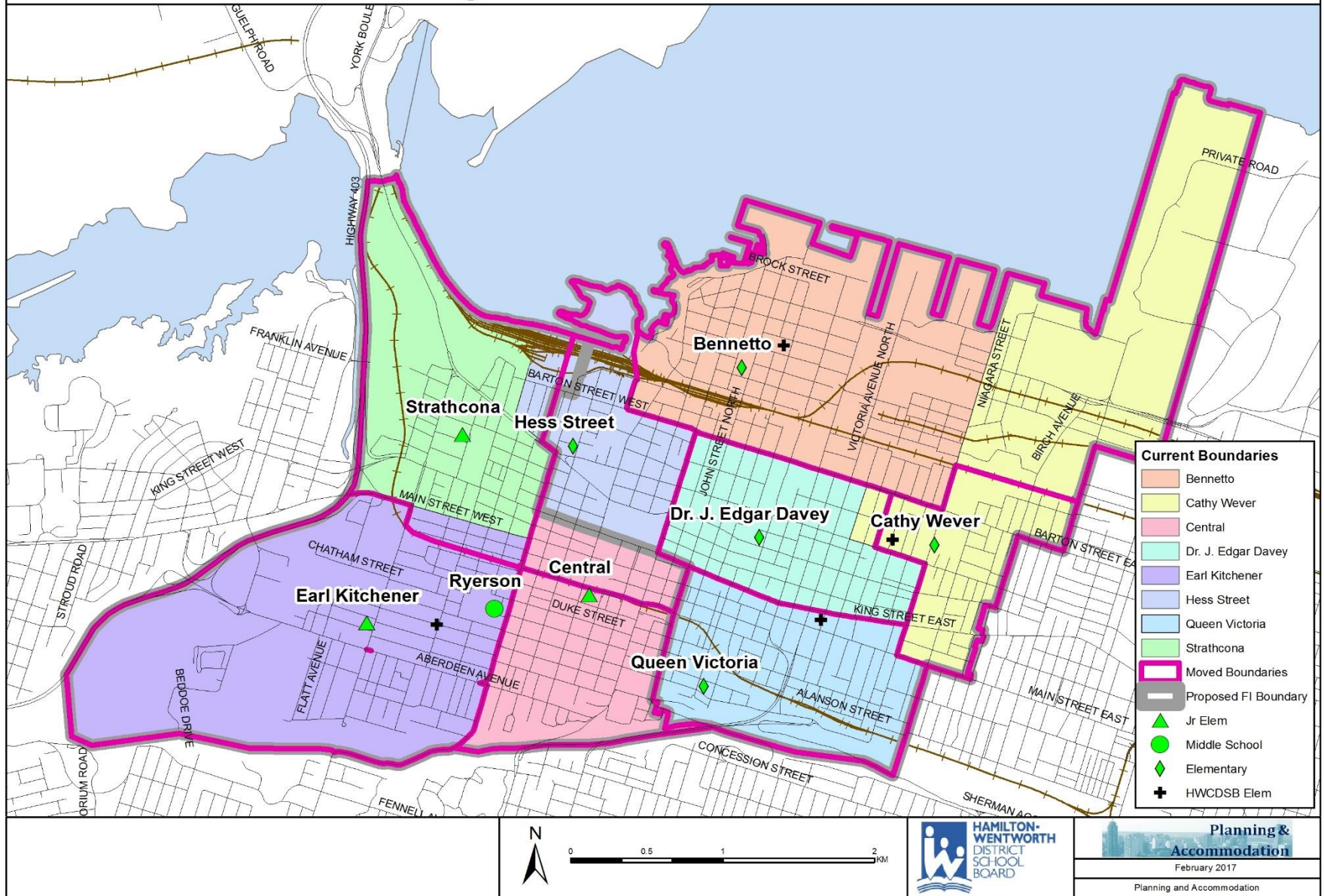
Notes:

1) FI phased in commencing with grade 1-3 in 2019, 2) Numbers between options fluxuate due to rounding

3) Enrolment Projections based on October 2016 Student Snapshot



# Balancing Utilization and FI Introduced at Bennetto







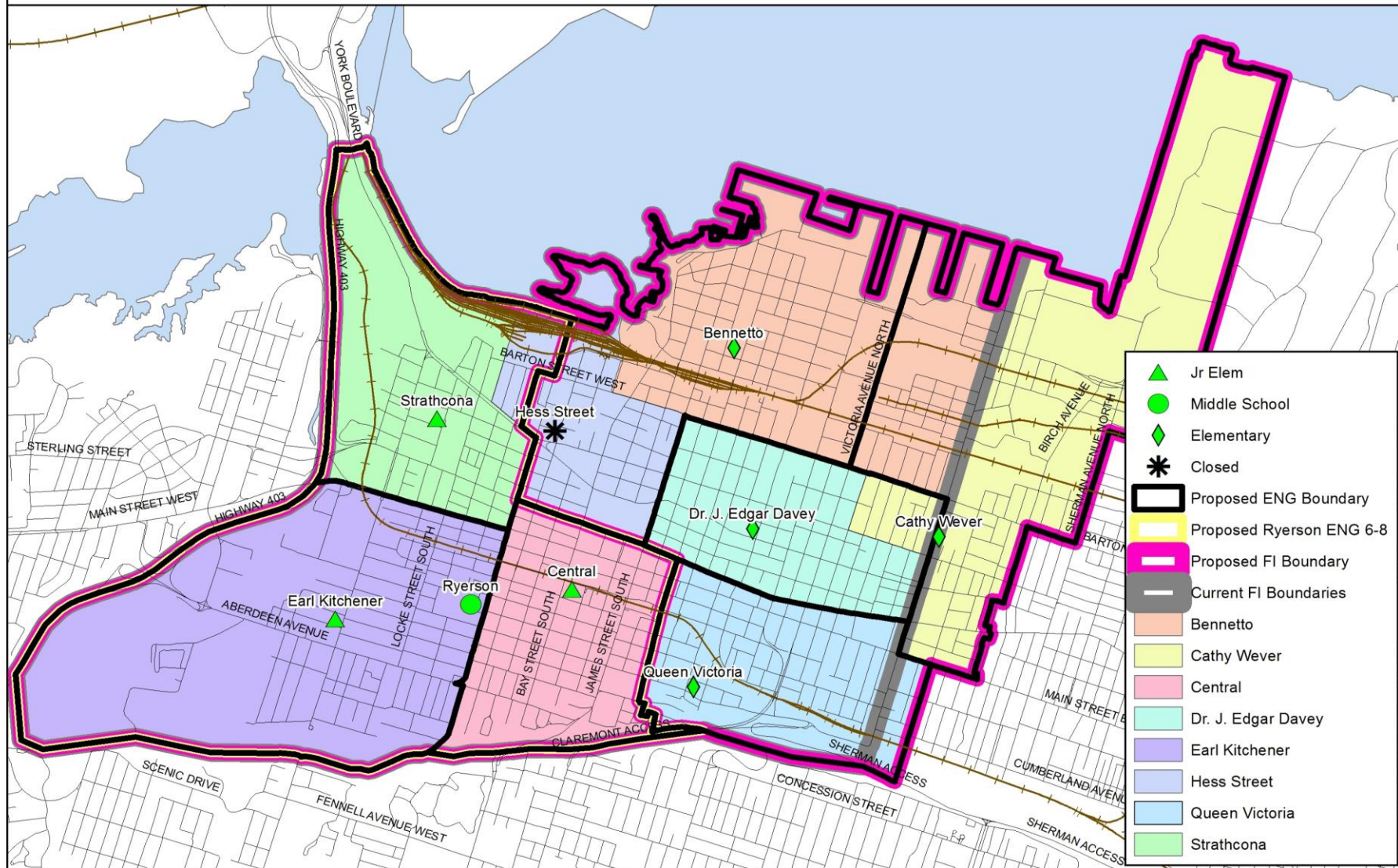
### Balanced Utilization with FI Program Changes – Bennetto

	OTG	2019 OTG	2016	2017	2018	2019	2020	2021	2022	2023	2024	2025
<b>Bennetto</b>	744	744	492	525	512	541	529	532	522	524	534	526
<i>ENG JK-8, FI 1-8, SPED</i>			66%	71%	69%	73%	71%	71%	70%	70%	72%	71%
<b>Cathy Weaver</b>	800	800	725	641	653	643	637	635	627	619	601	599
<i>ENG JK-8, SPED</i>			91%	80%	82%	80%	80%	79%	78%	77%	75%	75%
<b>Central</b>	283	283	306	295	307	301	290	290	282	279	278	276
<i>ENG JK-5</i>			108%	104%	108%	106%	102%	102%	100%	99%	98%	98%
<b>Dr. Davey</b>	816	816	509	526	501	481	468	458	455	448	441	424
<i>ENG JK-8</i>			62%	64%	61%	59%	57%	56%	56%	55%	54%	52%
<b>Earl Kitchener</b>	548	548	564	539	532	485	477	467	475	478	481	478
<i>ENG &amp; FI JK-5</i>			103%	98%	97%	88%	87%	85%	87%	87%	88%	87%
<b>Hess Street</b>	450	450	352	357	354	353	355	359	374	372	372	369
<i>ENG JK-8, SPED</i>			78%	79%	79%	79%	79%	80%	83%	83%	83%	82%
<b>Queen Victoria</b>	758	758	557	553	555	559	576	579	575	581	570	571
<i>ENG JK-8, SPED</i>			73%	73%	73%	74%	76%	76%	76%	77%	75%	75%
<b>Ryerson</b>	343	343	410	414	403	426	429	426	402	397	387	387
<i>ENG/FI/POC 6-8, SPED</i>			120%	121%	117%	124%	125%	124%	117%	116%	113%	113%
<b>Strathcona</b>	245	245	193	232	234	230	238	235	228	227	227	227
<i>ENG &amp; POC JK-5</i>			79%	95%	96%	94%	97%	96%	93%	93%	93%	93%
<b>Total</b>	4,987	4,987	4,108	4,081	4,050	4,019	3,999	3,980	3,941	3,925	3,891	3,857
			82%	82%	81%	81%	80%	80%	79%	79%	78%	77%
Excess Pupil Places			879	906	937	968	988	1,007	1,046	1,062	1,096	1,130
Notes:												

1) FI phased in commencing with grade 1-3 in 2019, 2) Numbers between options fluxuate due to rounding

3) Enrolment Projections based on October 2016 Student Snapshot

# West Hamilton City French Immersion Option - FI at Dr Davey





### Initial Option with FI Program Changes – Dr Davey

	OTG	2019 OTG	2016	2017	2018	2019	2020	2021	2022	2023	2024	2025
<b>Bennetto</b>	744	744	492	482	472	660	644	634	625	614	601	589
<i>ENG JK-8, SPED</i>			66%	65%	63%	89%	87%	85%	84%	83%	81%	79%
<b>Cathy Wever</b>	800	800	725	719	722	761	739	728	708	693	675	663
<i>ENG JK-8, SPED</i>			91%	90%	90%	95%	92%	91%	88%	87%	84%	83%
<b>Central</b>	283	283	306	322	335	333	319	320	310	307	305	303
<i>ENG JK-5</i>			108%	114%	118%	118%	113%	113%	110%	108%	108%	107%
<b>Dr. Davey</b>	816	816	509	491	476	586	595	609	628	641	654	646
<i>ENG JK-8, FI 1-8</i>			62%	60%	58%	72%	73%	75%	77%	79%	80%	79%
<b>Earl Kitchener</b>	548	548	564	553	548	504	497	488	493	497	500	497
<i>ENG &amp; FI JK-5</i>			103%	101%	100%	92%	91%	89%	90%	91%	91%	91%
<b>Hess Street</b>	450		352	353	349							
<i>ENG JK-8, SPED</i>			78%	79%	78%							
<b>Queen Victoria</b>	758	758	557	553	555	559	576	579	575	581	570	571
<i>ENG JK-8, SPED</i>			73%	73%	73%	74%	76%	76%	76%	77%	75%	75%
<b>Ryerson</b>	343	343	410	414	404	426	434	429	410	402	394	392
<i>ENG/FI/POC 6-8, SPED</i>			120%	121%	118%	124%	127%	125%	120%	117%	115%	114%
<b>Strathcona</b>	245	245	193	195	194	196	203	200	197	195	195	195
<i>ENG &amp; POC JK-5</i>			79%	80%	79%	80%	83%	81%	80%	80%	80%	80%
<b>Total</b>	4,987	4,537	4,108	4,081	4,055	4,025	4,007	3,985	3,947	3,929	3,894	3,856
			82%	82%	81%	89%	88%	88%	87%	87%	86%	85%
Excess Pupil Places			879	906	933	512	531	552	591	608	643	681
Notes:												
1) FI phased in commencing with grade 1-3 in 2019, 2) Numbers between options fluxuate due to rounding												
3) Enrolment Projections based on October 2016 Student Snapshot												





## Key Emerging Themes (from WG#3)

- Student / staff well-being – (2)
- Transportation/walkability – (5)
- Facilities – gym/playground, equitable facilities – (5)
- Access to community services
- Diversity of options – school models – (2)
- Community hub – access to services – (4)
- Programming – FI/Sage – (2)
- Proximity/location
- Safety – (2)
- Accommodations in terms of programming
- Site size
- Accessibility
- Safety of road crossings
- Educational outcomes and achievements



## Public Meeting Preparation

- What do we want to communicate?
- How do we communicate?
- Capturing feedback
  - Questions:



## **Proposed Agenda:**

Presentation about the work of the Advisory Committee and other options (15 minutes)

Question and Answer Session (25 minutes)

Facilitated Group Feedback on the work of the Advisory Committee and other options (40 minutes)

Wrap Up (10 minutes)





## Next Steps:

Public Meeting #2:

Wednesday March 8, 2017 6:00 p.m.  
at SJAM

Working Group Meeting: