

Appendix-B:

School

Information

Profiles



HWDSB School Profile Report

School Name: **Ancaster Senior**

Facility Profile

School Address:	295 NAKOMA RD	Year Built:	1968
City:	ANCASTER	OTG:	387
Postal Code:	L8N3L1	Site Acres:	20.5
		Building Size (m2):	5,361

Classrooms:	11	Science Rooms:	1	Exercise Rooms:	2
Kindergarten Rooms:	0	Gymnasiums:	1	Staff Rooms:	1
Spec Ed Rooms:	2	Art Rooms:	1	Music Rooms:	1
Library Resource Rooms:	1	Child Care Rooms:	0	Auditoriums:	0
Resource Rooms:	2	Family Studies Rooms:	0	Tech Rooms:	0
Computer Labs:	0	General Purpose Rooms:	0		
No. of Portables:	0	No. of Portapaks:	0	<i>*See Attachments for all map resources</i>	

Estimated Area of Outdoor Play Space

Asphalt:	0.44 +/- Acres
Grass:	7.78 +/- Acres
Total:	8.23 +/- Acres

No. of Play Fields:

2

Outdoor Facilities:

Baseball Diamond(2),
Soccer Field (2), Basketball
Nets (2)

10-Year History Facility Improvements:

**See Attachment 1 for complete listing*

Projected 5-Year Renewal Needs:

**See Attachment 2 for complete listing*

FCI: 69%

FCI Description:

Facility is worn with obvious deterioration.
Equipment failure in critical items
may be more frequent. Occasional building
shut down could occur.

Utility Cost Per Sq. Ft: \$1.66

Utility Cost Per Student: \$320.39

Utility Cost Total: \$95,795.97

Average Distance to School (Km):	3.5
% Students Eligible for Transportation:	74%
Longest Bus Route Time (min):	56
Shortest Bus Route Time (min):	13
Avg Bus Route Time (min):	38

No. of Parking Spaces	Regular	Handicap
	85	1
No. Parking Spaces Required By-Law:	23	
Bus Loading Zone:	Yes	

Accessibility Measures:

**Refer to HWDSB Feasibility Study for detailed
accessibility data*

School Name: **Ancaster Senior**

Instructional Profile

No. of Teaching Staff:	16.7	No. of Support Staff	4
<i>(Includes LRTs and Spec. Ed. teachers)</i>		No. of Principals & VPs:	Principal(1), VP(1)
No. of Non-Teaching Staff:	4		
% Out-of-Catchment:	2%	Grade Configuration:	7-8
School Utilization:	87%	Grade Organization:	
Available Programs:	French Immersion, English, Special Education		
		Gr.7 (5); Gr.7/8; Gr.8 (5); SPED (1)	

Extracurricular Activities:

Note: Each school determines their participation in extracurricular activities based on student interest, staff interest and this varies from year to year, and even within a year. A review of school participation in these activities over the past few years would indicate that they have offered something within each of these three broad categories: Sports, Arts, and Social Events.

Program	Year	JK	SK	1	2	3	4	5	6	7	8	SP-E	Total
French Immersion	2016	0	0	0	0	0	0	0	0	30	12	0	42
French Immersion	2026	0	0	0	0	0	0	0	0	44	44	0	88
English	2011	0	0	0	0	0	0	0	0	136	149	0	285
English	2016	0	0	0	0	0	0	0	0	151	136	6	293
English	2026	0	0	0	0	0	0	0	0	102	102	6	210

**Note: See Attachment 3 for complete listing of 5-year historical enrolment and 10-year enrolment projections.*

Other School Use Profile

Non-School Programs:	None
Revenue:	N/A
Full-Cost Recovery:	N/A
Facility Partnerships:	None
Revenue:	N/A
Full-Cost Recovery:	N/A
Leases (Other than Childcare)	None
Revenue:	N/A
Full-Cost Recovery:	N/A

Suitable for Facility Partnership: No

Available for Community Use:	Yes
Priority School Initiative:	No
Community Use Total Cost:	\$41,106.00
Revenue:	\$1,790.00
Full-Cost Recovery:	No
Before/After Care:	No
Full-Day Child Care:	No
Revenue:	N/A
Full-Cost Recovery:	No

Note: Child Care License Agreement lease costs are calculated at cost recovery; however, depending on the school's location, the lease cost is subsidized at 50% through a Community Use of School Subsidy or at 100% through a Priority Use of School Subsidy. The subsidies only apply to Before/After Child Care programs.



Attachment 1: HWDSB 10-Year Historical Facility Improvements

Ancaster Senior

Item	Year	Cost
SCHL RNWL-GPTL-1-E-Anc Sr-Roofing	2007	\$89,307.40
SCHL RNWL-GPTL-1-E-Anc Sr-Boilers	2007	\$109,154.02
S.R.-BLDG-E-Anc Sr-OilTankRem-	2008	\$327.15
SCHL RNWL-GPTL-E-Anc Sr-Heat&Vent	2008	\$5,586.19
S.R.-BLDG-E-Anc Sr-Heat&Vent-	2008	\$114,203.00
SCHL RNWL-GPTL-E-Anc Sr-Boilers	2008	\$176,495.21
S.R.-GPTL-1-E-Anc Sr-Boilers-	2009	\$3,303.01
S.R.-BLDG-E-Anc Sr-Heat&Vent-	2009	\$6,083.81
S.R.-GPTL-1-E-Anc Sr-Heat&Vent-	2009	\$66,549.01
-FINE FCLTS-E-ANC SR-RENOVTNS-	2012	\$7,539.41
-BLDGS-E-ANC SR-PAVING-	2012	\$157,756.22
-OTHR SRG-E-ANC SR-ELECTRICAL-	2014	\$14,952.14
Total:		\$751,256.57

Ancaster Senior

Brief Description	Year	Cost
Study Exterior Walls Moisture Condition Gymnasium	2014	\$10,608.00
Study Roof Coverings Moisture Penetration	2014	\$10,608.00
Functional Events [F106007 General Purpose Room]	2014	\$0.00
Functional Events [F106003 Library Resource Centre - Original Building]	2014	\$0.00
Replacement [B3010 Roof Coverings - Original Building]	2014	\$257,252.32
Replacement [B3010 Roof Coverings - Original Building]	2014	\$178,627.28
Replacement Tile Floor Finishes Showers	2015	\$47,736.00
Study Ceramic Tile Wall Finishes Showers	2015	\$10,608.00
Replacement Ceramic Tile Wall Finishes Showers	2015	\$21,216.00
Study Tile Floor Finishes Showers	2015	\$10,608.00
Study [D2020 Domestic Water Distribution - Original Building]	2015	\$10,608.00
Replacement Fittings Science Room Millwork	2016	\$61,102.08
Replacement [D503004 Public Address Systems - Original Building]	2016	\$53,040.00
Replacement Floor Finishes - Original Building Gymnasium	2016	\$63,648.00
Replacement [D2010 Plumbing Fixtures - Original Building]	2016	\$169,728.00
Replacement [D304008 Air Handling Units - Original]	2016	\$190,944.00
Replacement Acoustic Tile Ceiling - Original Building	2016	\$31,824.00
Replacement Compartments, Cubicles & Toilet Partition	2017	\$21,746.40
Replacement [D2020 Domestic Water Distribution - Original Building]	2017	\$201,552.00
Replacement [Terminal & Packaged Units - Music Room]	2017	\$16,230.24
Replacement [D502002 Lighting Equipment - Original Building]	2017	\$10,608.00
Replacement [D3050 Terminal & Package Units - Original Building]	2017	\$185,640.00
Replacement [D501003 Main Switchboards - Original Building]	2017	\$127,296.00
Replacement [D501003 Main Switchboards - Original Building]	2017	\$84,864.00
Replacement [D502002 Lighting Equipment - Original Building]	2017	\$10,608.00
Replacement [D2030 Sanitary Waste]	2018	\$137,904.00
Replacement [D2040 Rain Water Drainage]	2018	\$106,080.00

Ancaster Senior

Brief Description	Year	Cost
Replacement [C1010 Partitions - Original Building]	2019	\$37,212.24
Replacement [G2020 Parking Lots]	2019	\$22,327.76
Replacement [D502002 Lighting Equipment - Original Building]	2019	\$20,800.00
Replacement [C1030 Fittings - Original Building]	2019	\$111,637.76
Replacement [C1030 Fittings - Original Building]	2019	\$59,540.00
Replacement [C201001 Interior Stair Construction - Original Building]	2019	\$74,425.52
Replacement [D304003 Heating Water Distribution System - Original Building]	2019	\$263,938.48
Study [D304003 Heating Water Distribution System - Original Building]	2019	\$10,400.00
Replacement [D301002 Gas Supply System - Original Building]	2019	\$22,327.76
Replacement [D302005 Auxiliary Equipment - Original Building]	2019	\$17,047.68
Replacement [D3060 Controls & Instrumentation - Original Building]	2019	\$89,310.00
Replacement [D2020 Domestic Water Distribution - Original Building]	2019	\$7,443.28
Replacement [D2020 Domestic Water Distribution - Original Building]	2019	\$14,936.48
Replacement [B2030 Exterior Doors - Original Building]	2019	\$10,419.76
Replacement [D4030 Fire Protection Specialties - Original Building]	2019	\$18,306.08
Replacement [B2030 Exterior Doors - Original Building]	2019	\$29,770.00
Replacement [D502001 Branch Wiring - Original Building]	2019	\$1,027,343.20
Replacement [D502002 Lighting Equipment - Original Building]	2019	\$775,734.96
Replacement [D503008 Security Systems - Original Building]	2019	\$22,406.80
Replacement [G30 Site Civil/Mechanical Utilities - Site]	2019	\$223,275.52
Replacement [G204007 Playing Fields - Site]	2019	\$59,540.00
Replacement [C1030 Fittings - Original Building]	2019	\$159,120.00
Replacement [C1020 Interior Doors - Original Building]	2019	\$186,063.28
Replacement [C1020 Interior Doors - Original Building]	2019	\$37,212.24
Replacement [C3010 Wall Finishes - Original Building]	2019	\$74,425.52
Replacement [C3010 Wall Finishes - Original Building]	2019	\$52,097.76
Replacement [C3020 Floor Finishes - Original Building]	2019	\$74,425.52



Attachment 2: HWDSB Projected 5-Year Renewal Needs

Ancaster Senior

Brief Description	Year	Cost
Replacement [D501001 Main Transformers - Original Building]	2019	\$82,931.68
Total:		\$5,615,105.60

Ancaster Senior

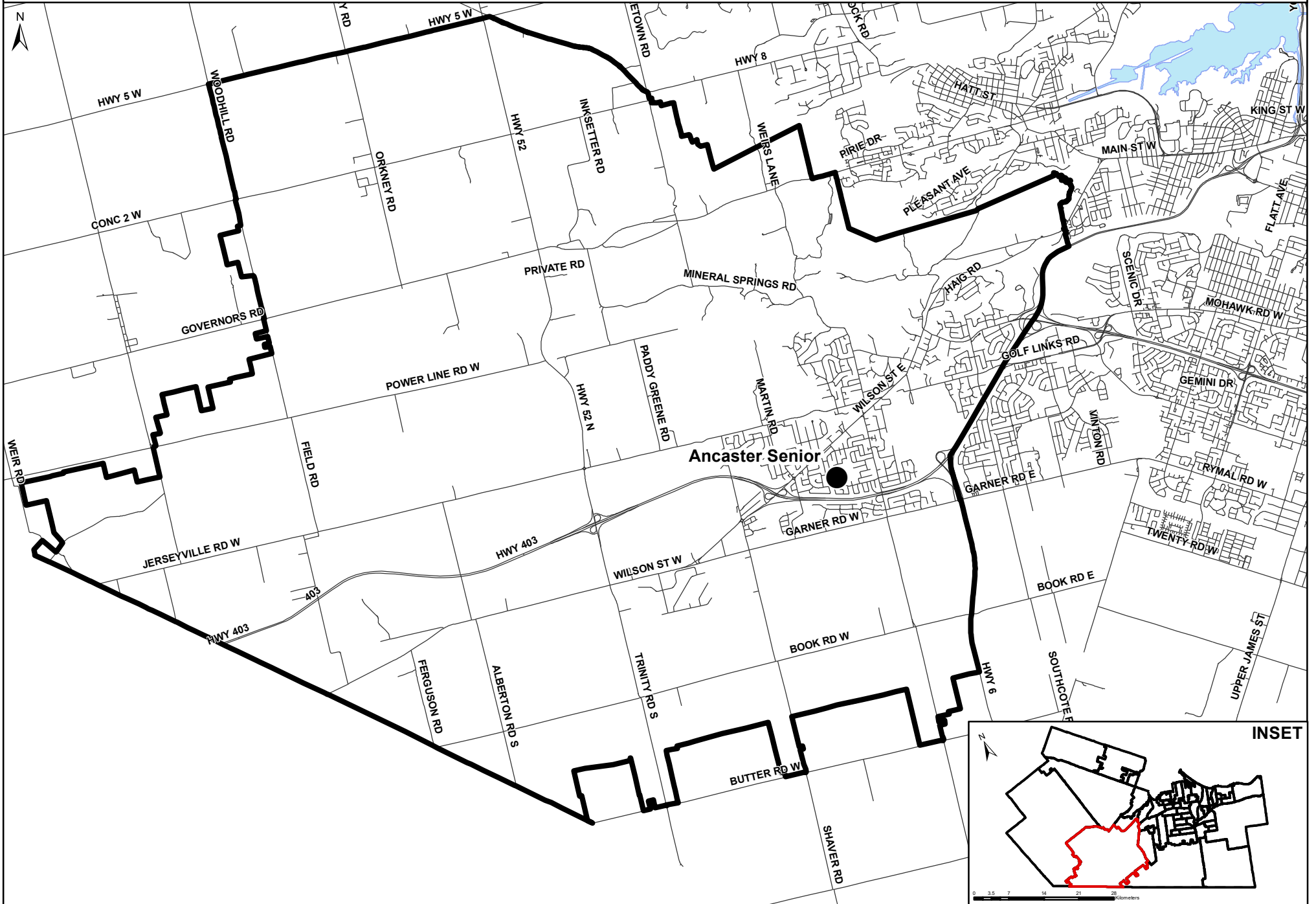
Program	Year	JK	SK	1	2	3	4	5	6	7	8	SP-E	Total
English	2011	0	0	0	0	0	0	0	0	136	149	0	285
English	2012	0	0	0	0	0	0	0	0	149	142	4	295
English	2013	0	0	0	0	0	0	0	0	152	153	6	311
English	2014	0	0	0	0	0	0	0	0	148	150	6	304
English	2015	0	0	0	0	0	0	0	0	131	151	5	287
English	2016	0	0	0	0	0	0	0	0	151	136	6	293
English	2017	0	0	0	0	0	0	0	0	130	152	6	288
English	2018	0	0	0	0	0	0	0	0	138	131	6	275
English	2019	0	0	0	0	0	0	0	0	124	139	6	269
English	2020	0	0	0	0	0	0	0	0	100	125	6	230
English	2021	0	0	0	0	0	0	0	0	118	100	6	225
English	2022	0	0	0	0	0	0	0	0	98	119	6	223
English	2023	0	0	0	0	0	0	0	0	109	99	6	213
English	2024	0	0	0	0	0	0	0	0	100	109	6	214
English	2025	0	0	0	0	0	0	0	0	102	100	6	208
English	2026	0	0	0	0	0	0	0	0	102	102	6	210
French Immersion	2015	0	0	0	0	0	0	0	0	12	0	0	12
French Immersion	2016	0	0	0	0	0	0	0	0	30	12	0	42
French Immersion	2017	0	0	0	0	0	0	0	0	29	30	0	59
French Immersion	2018	0	0	0	0	0	0	0	0	36	29	0	65
French Immersion	2019	0	0	0	0	0	0	0	0	50	36	0	86
French Immersion	2020	0	0	0	0	0	0	0	0	32	50	0	82
French Immersion	2021	0	0	0	0	0	0	0	0	44	32	0	76
French Immersion	2022	0	0	0	0	0	0	0	0	60	44	0	104
French Immersion	2023	0	0	0	0	0	0	0	0	44	60	0	103
French Immersion	2024	0	0	0	0	0	0	0	0	46	44	0	89
French Immersion	2025	0	0	0	0	0	0	0	0	44	46	0	90
French Immersion	2026	0	0	0	0	0	0	0	0	44	44	0	88

Attachement 4: HWDSB School Context Map Ancaster Senior




Source: The Ontario Ministry of Natural Resources under Licence with the
Ontario Ministry of Natural Resources © Queen's Printer for Ontario, 2010-2011.

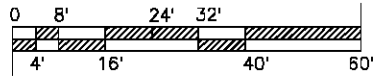
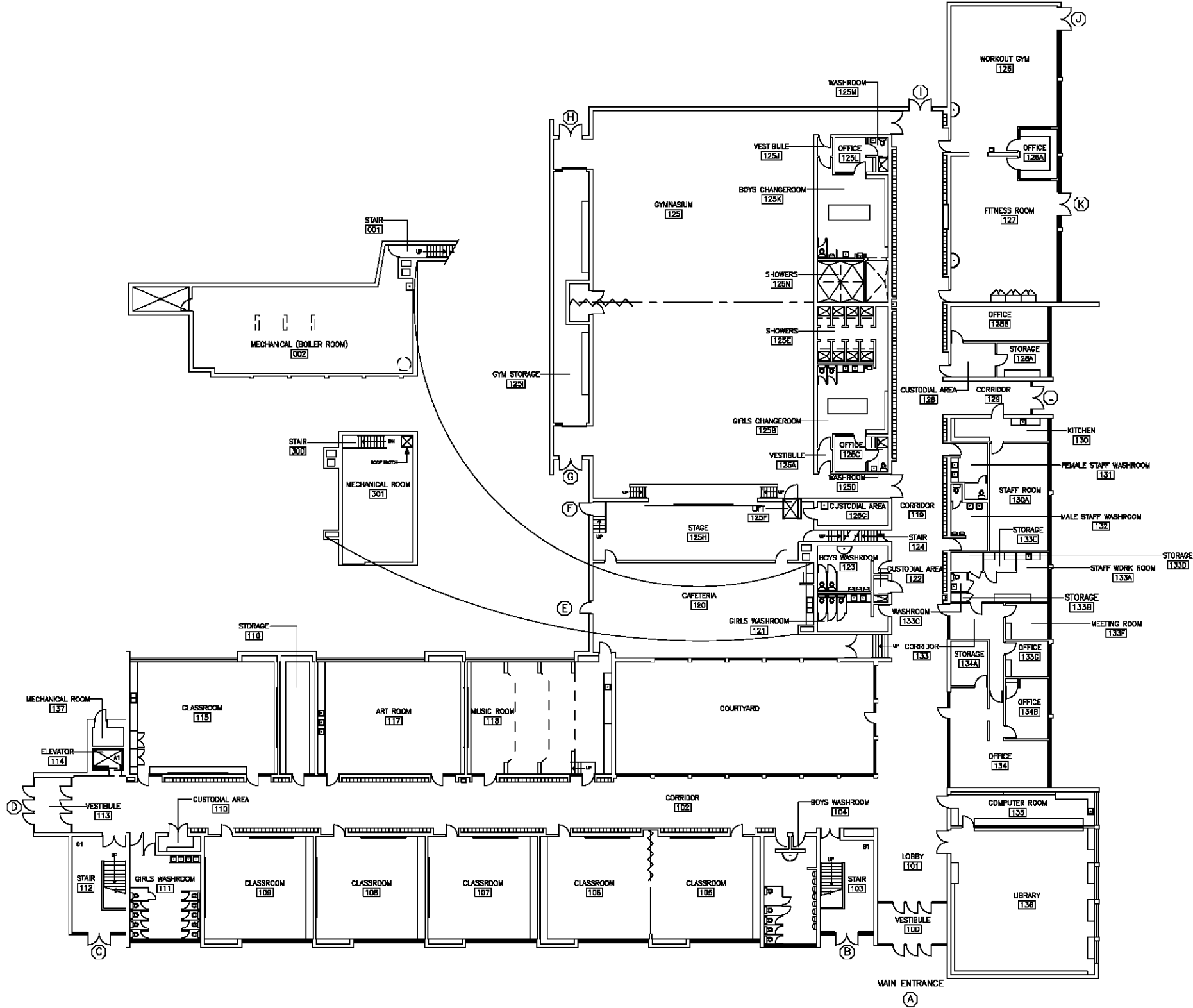
Attachment 5: HWDSB School Boundary Map Ancaster Senior




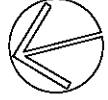
● Middle School



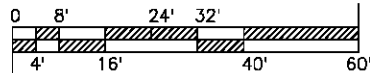
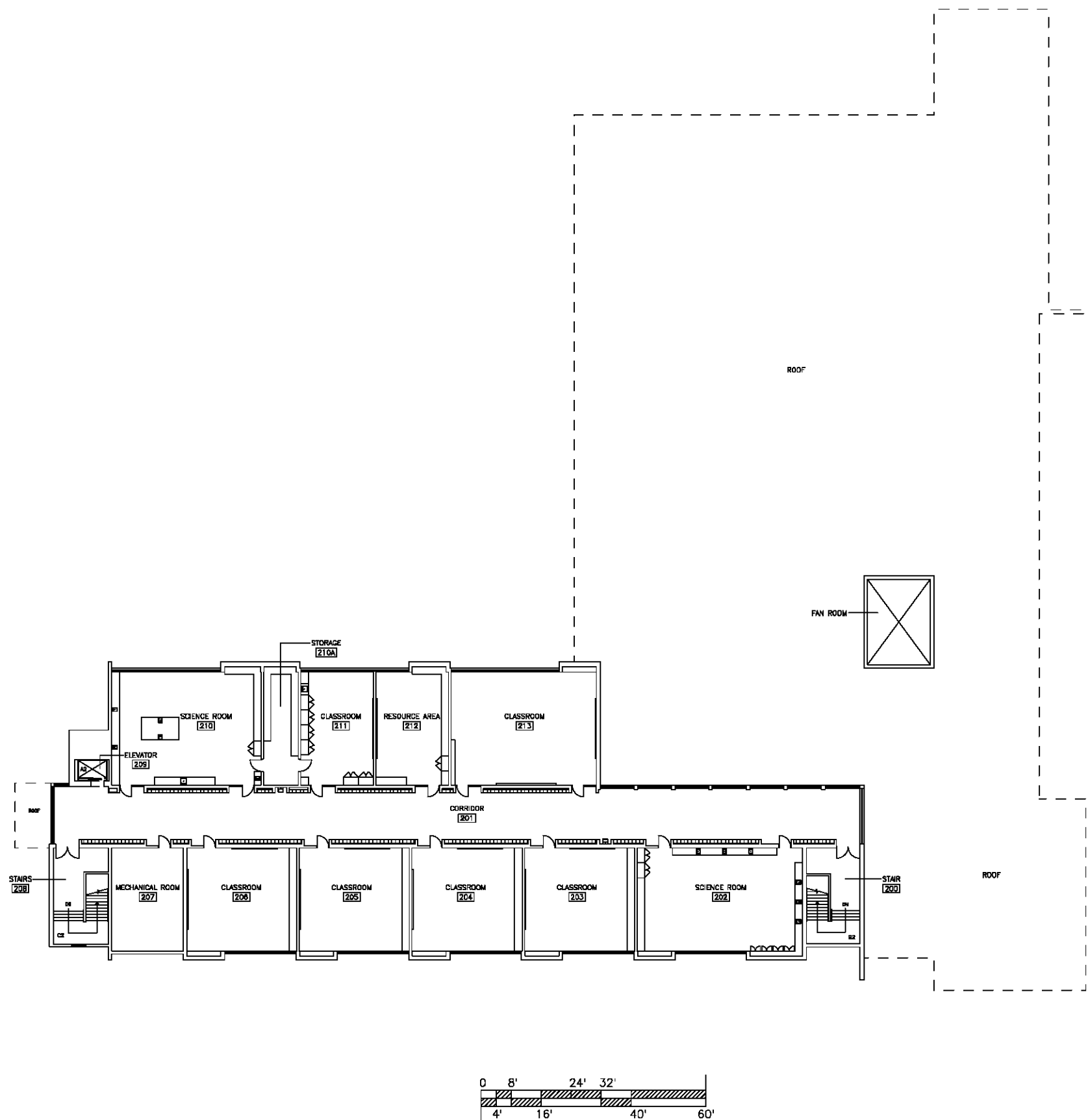
Attachment 6: HWDSB Floor Plan
Ancaster Senior


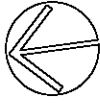


ANCASTER SENIOR – ANCASTER ON.

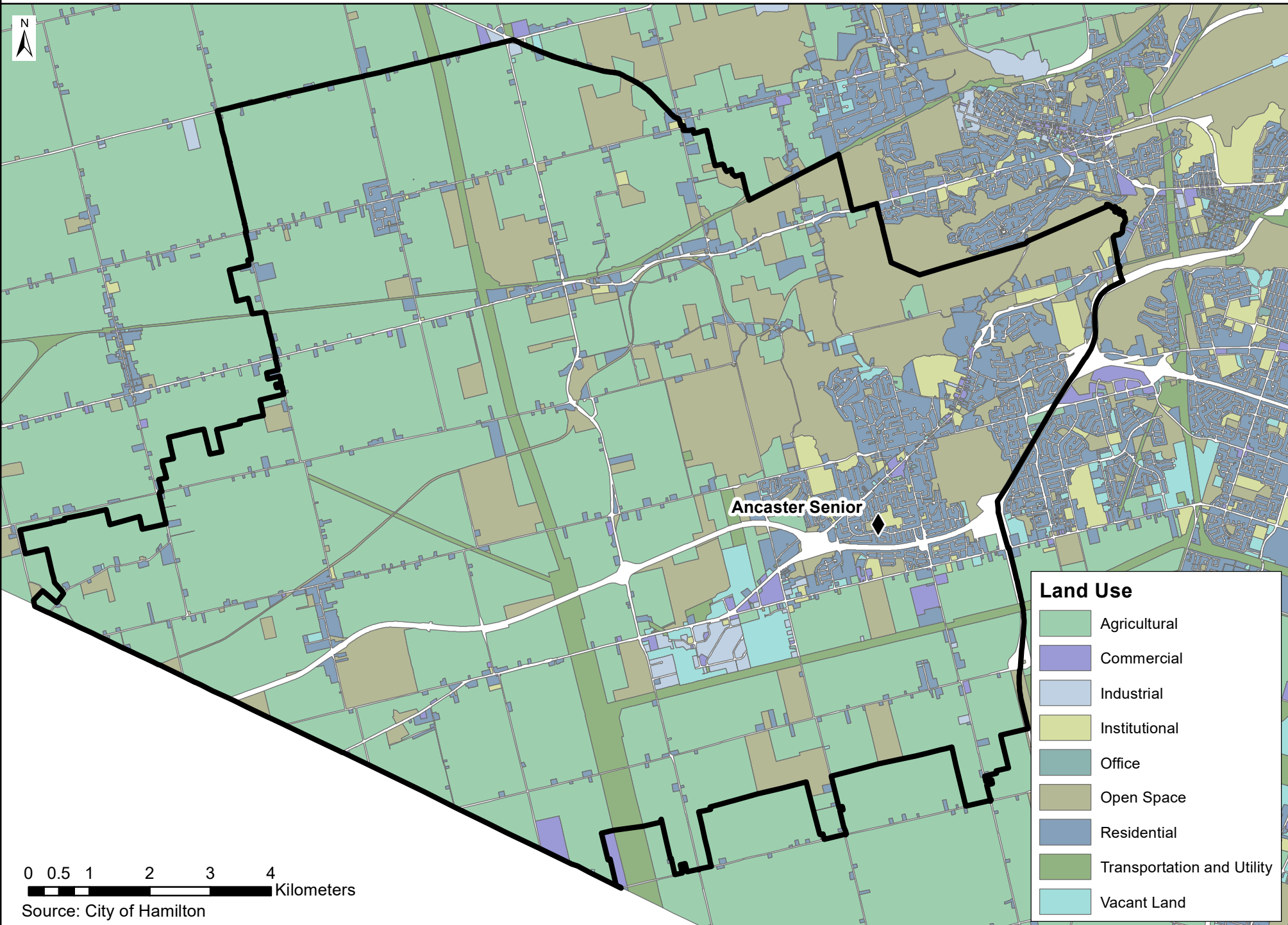
HAMILTON – WENTWORTH DISTRICT SCHOOL BOARD			
			
REV	DATE	DESCRIPTION	BY
ANCASTER SENIOR PUBLIC SCHOOL			
TITLE FIRST FLOOR PLANS ARCHITECTURAL			
SCALE: 1/4" = 1'-0"	DRAWN: DMS DATE: FEBRUARY 2015	CHECK: DMS DATE: FEB 16	APPROV: DMS DATE: FEB 16
CONTRACT NO. 010	DWG NO. A-F1	REV 00	

Attachment 6: HWDSB Floor Plan
Ancaster Senior

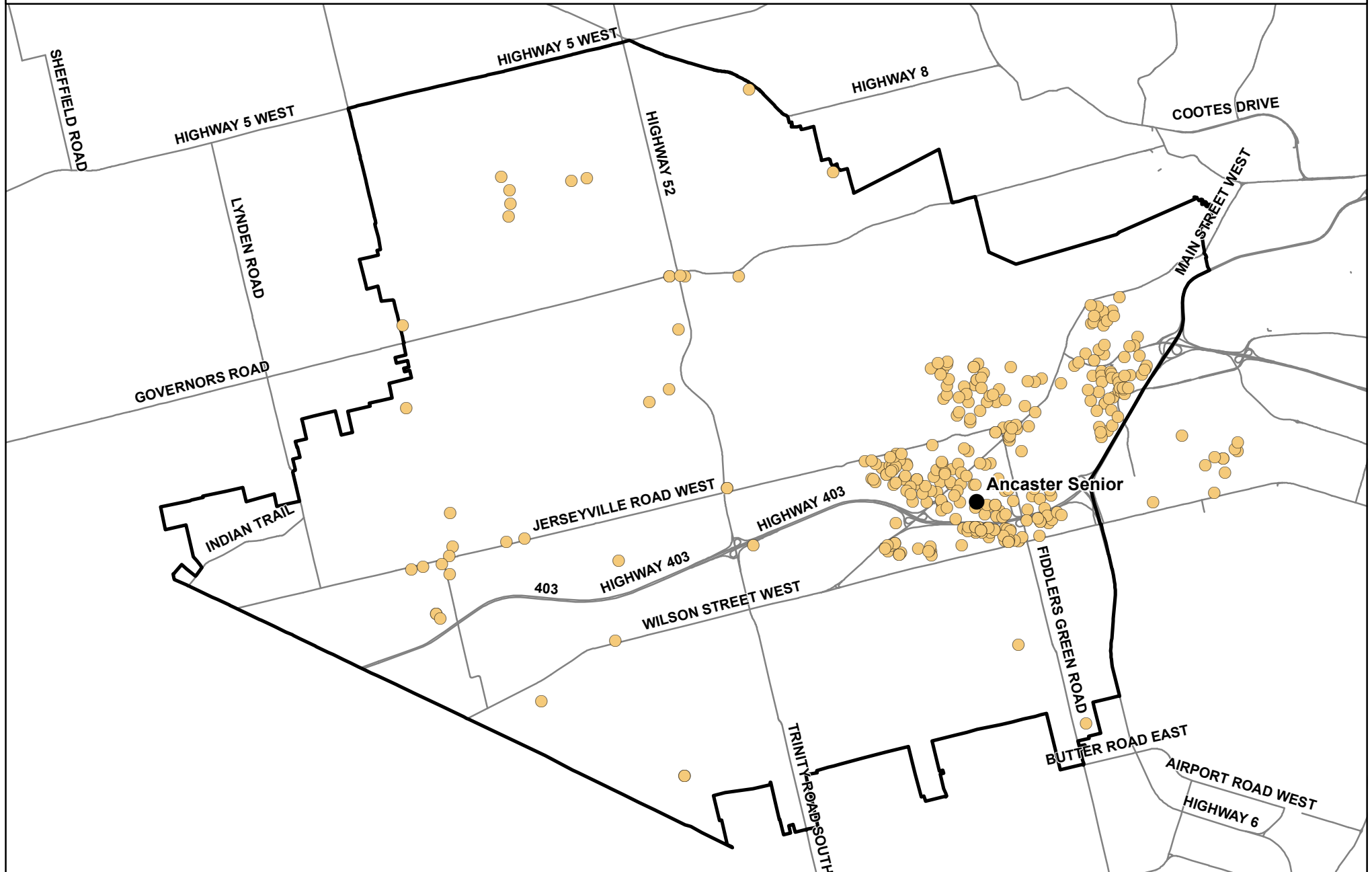


HAMILTON – WENTWORTH DISTRICT SCHOOL BOARD			
			
ANCASTER SENIOR PUBLIC SCHOOL			
SECOND FLOOR PLANS ARCHITECTURAL			
SCALE: 1/8" = 1'-0"	DRAWN: DMS DATE: JUNE 2010	CHECKED: DMS DATE: JUN 10	APPROVED: DMS DATE: JUN 10
CONTRACT No. 010	REV No. A-F2	REV 00	

Attachment 7: HWDSB School Land Use Map Ancaster Senior



Attachment 8: HWDSB Student Distribution Map Ancaster Senior



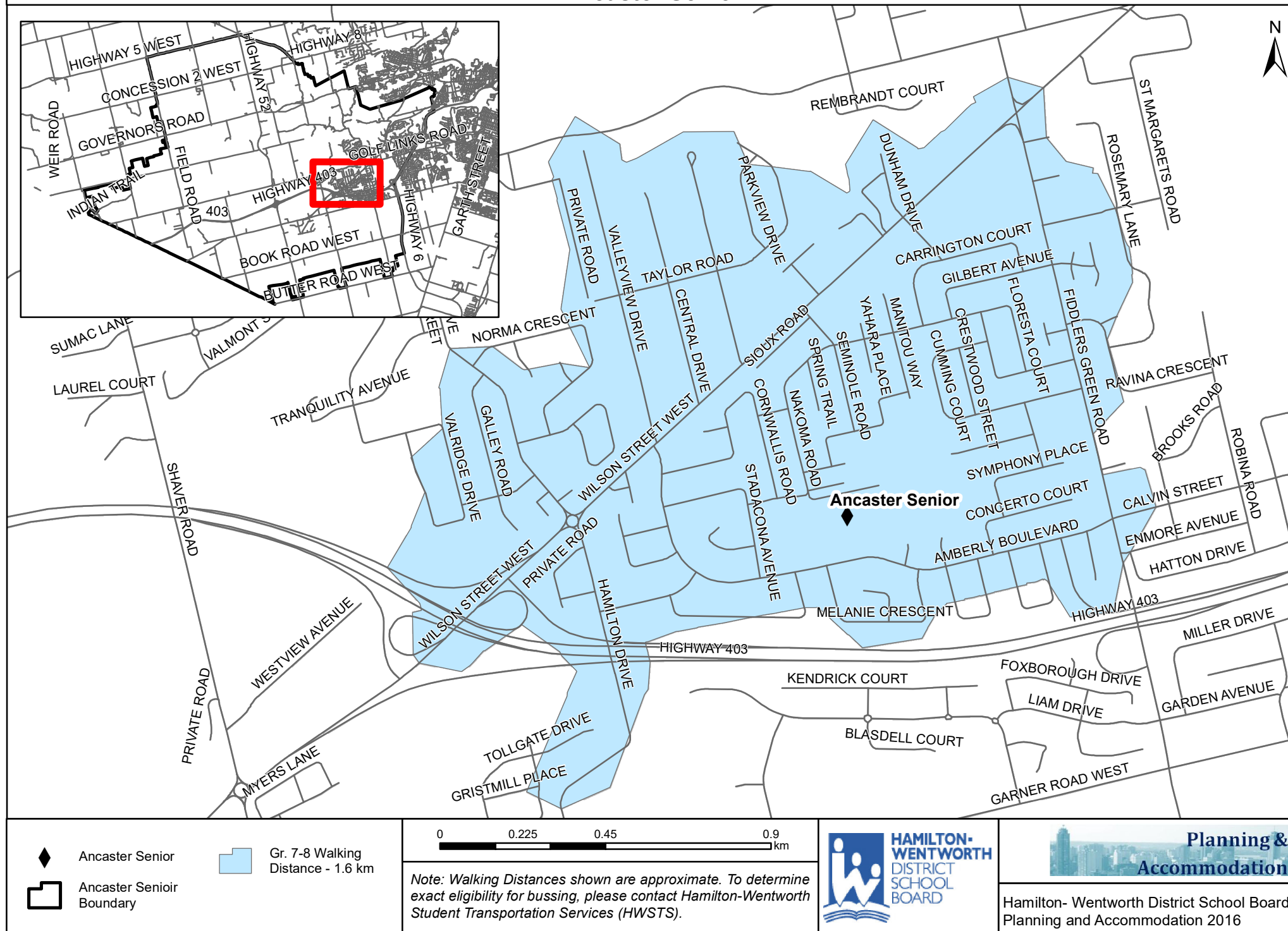
- ◆ Elementary ● Middle School ● Students
- ▲ Jr Elem ■ Secondary



0 1 2 4 KM



Attachment 9: HWDSB Walking Distance Map Ancaster Senior





HWDSB School Profile Report

School Name: **C.H. Bray**

Facility Profile

School Address:	99 DUNHAM DR	Year Built:	1952		
City:	ANCASTER	OTG:	199		
Postal Code:	L9G1X7	Site Acres:	6.4		
		Building Size (m2):	1,402		
Classrooms:	6	Science Rooms:	0	Exercise Rooms:	0
Kindergarten Rooms:	2	Gymnasiums:	1	Staff Rooms:	1
Spec Ed Rooms:	1	Art Rooms:	0	Music Rooms:	0
Library Resource Rooms:	0	Child Care Rooms:	0	Auditoriums:	0
Resource Rooms:	0	Family Studies Rooms:	0	Tech Rooms:	0
Computer Labs:	0	General Purpose Rooms:	0		
No. of Portables:	2	No. of Portapaks:	6	*See Attachments for all map resources	

Estimated Area of Outdoor Play Space

Asphalt: 0.23 +/- Acres

Grass: 2.71 +/- Acres

Total: 2.94 +/- Acres

No. of Play Fields:

2

Outdoor Facilities:

Baseball Diamond,
Basketball Courts (2), Soccer
Fields (2)

10-Year History Facility Improvements:

**See Attachment 1 for complete listing*

Projected 5-Year Renewal Needs:

**See Attachment 2 for complete listing*

FCI: 131%

FCI Description:

Facility is worn with obvious deterioration.
Equipment failure in critical items
may be more frequent. Occasional building
shut down could occur.

Utility Cost Per Sq. Ft: \$6.51

Utility Cost Per Student: \$308.80

Utility Cost Total: \$98,199.38

Average Distance to School (Km):	2
% Students Eligible for Transportation:	63%
Longest Bus Route Time (min):	10
Shortest Bus Route Time (min):	25
Avg Bus Route Time (min):	15

No. of Parking Spaces	Regular	Handicap
	25	1
No. Parking Spaces Required By-Law:	11	
Bus Loading Zone:	Yes	

Accessibility Measures:

**Refer to HWDSB Feasibility Study for detailed
accessibility data*



HWDSB School Profile Report

School Name: **C.H. Bray**

Instructional Profile

No. of Teaching Staff:	16.6	No. of Support Staff	4
<i>(Includes LRTs and Spec. Ed. teachers)</i>		No. of Principals & VPs:	Principal(1)
No. of Non-Teaching Staff:	3		
% Out-of-Catchment:	1%	Grade Configuration:	JK-6
School Utilization:	157%	Grade Organization:	JK/SK(3); Gr.1(2); Gr.2(1); Gr.2/3(1); Gr.3(1); Gr.4(2); Gr.5(1); Gr.5/6(1); Gr.6(1)
Available Programs:	English		

Extracurricular Activities:

Note: Each school determines their participation in extracurricular activities based on student interest, staff interest and this varies from year to year, and even within a year. A review of school participation in these activities over the past few years would indicate that they have offered something within each of these three broad categories: Sports, Arts, and Social Events.

Program	Year	JK	SK	1	2	3	4	5	6	7	8	SP-E	Total
English	2011	31	39	36	47	29	47	49	43	0	0	0	321
English	2016	38	43	32	34	31	48	44	42	0	0	0	312
English	2026	41	41	39	39	39	39	39	39	0	0	0	316

*Note: See Attachment 3 for complete listing of 5-year historical enrolment and 10-year enrolment projections.

Other School Use Profile

Non-School Programs:	None
Revenue:	N/A
Full-Cost Recovery:	N/A
Facility Partnerships:	None
Revenue:	N/A
Full-Cost Recovery:	N/A
Leases (Other than Childcare)	None
Revenue:	N/A
Full-Cost Recovery:	N/A

Suitable for Facility Partnership: No

Available for Community Use:	Yes
Priority School Initiative:	No
Community Use Total Cost:	\$35,167.50
Revenue:	\$216.00
Full-Cost Recovery:	No
Before/After Care:	Yes
Full-Day Child Care:	No
Revenue:	\$3,109.19
Full-Cost Recovery:	No

Note: Child Care License Agreement lease costs are calculated at cost recovery; however, depending on the school's location, the lease cost is subsidized at 50% through a Community Use of School Subsidy or at 100% through a Priority Use of School Subsidy. The subsidies only apply to Before/After Child Care programs.



Attachment 1: HWDSB 10-Year Historical Facility Improvements

C H Bray

Item	Year	Cost
SCHL RNWL-BLDG-E-C H Bray-FLOORING	2007	\$738.92
SCHL RNWL-PCS-E-C H Bray-Portables	2008	\$29,759.55
SRG-FINE FCLTS-E-C H Bray-Painting	2010	\$1,935.24
-FINE FCLTS-E-CH BRAY-RENOVTNS-	2012	\$1,249.42
-FDK CPTL-E-CH BRAY-FDK-	2015	\$21,539.92
-OTHR SRG-E-CH BRAY-SITE WORK-	2015	\$37,831.38
Total:		\$93,054.43

C H Bray

Brief Description	Year	Cost
Study	2014	\$10,608.00
Functional Events [F106007 General Purpose Room]	2014	\$0.00
Study [D2020 Domestic Water Distribution - Original Building]	2014	\$10,608.00
Replacement [D502002 Lighting Equipment - Original Building]	2014	\$10,608.00
Replacement [D304007 Exhaust Systems - Original Building]	2014	\$25,459.20
Study	2014	\$10,608.00
Study [D304003 Heating/Chilling water distribution systems - Original Building]	2014	\$10,608.00
Replacement [D501003 Main Switchboards - Original Building]	2014	\$26,520.00
Replacement [G40 Site Electrical Utilities - Site]	2014	\$10,608.00
Study [G30 Site Civil/Mechanical Utilities - Site]	2014	\$10,608.00
Functional Events [F106003 Library Resource Centre - Original Building]	2014	\$0.00
Study [D502001 Branch Wiring]	2014	\$10,608.00
Replacement [B2020 Exterior Windows - Original Building]	2015	\$265,624.32
Replacement [C3020 Floor Finishes - Original Building]	2015	\$166,834.72
Major Repair [A1010 Standard Foundations - Original Building]	2015	\$75,847.20
Replacement [D3050 Terminal & Package Units - Original Building]	2015	\$187,761.60
Replacement [D2020 Domestic Water Distribution Water Heaters - Original Building]	2015	\$10,608.00
Replacement	2015	\$84,864.00
Replacement	2015	\$42,432.00
Replacement [C3030 Ceiling Finishes - Original Building]	2015	\$284,400.48
Replacement [B3010 Roof Coverings - Original Building - Section 102]	2015	\$343,911.36
Replacement [C1020 Interior Doors - Original Building]	2015	\$45,508.32
Replacement [G204007 Playing Fields]	2015	\$66,724.32
Replacement [C1020 Interior Doors - Original Building]	2015	\$15,169.44
Replacement [B2030 Exterior Doors]	2015	\$15,169.44
Replacement [D302002 Hot Water Boilers - Original Building]	2015	\$127,932.48
Major Repair [B2010 Exterior Walls - Original Building]Replacement	2015	\$303,600.96

C H Bray

Brief Description	Year	Cost
Replacement [D302005 Auxiliary Equipment - Original Building] Repair	2015	\$10,608.00
Replacement [C1030 Fittings - Original Building - Stalls]	2015	\$15,169.44
Replacement [B2030 Exterior Doors - Original Building]	2015	\$45,508.32
Replacement [C1030 Fittings - Original Building]	2015	\$303,600.96
Replacement [G204007 Playing Fields - Site]	2015	\$124,644.00
Replacement [C3010 Wall Finishes - Original Building]	2015	\$151,800.48
Major Repair [G2020 Parking Lots - Site]Replacement	2015	\$53,139.74
Replacement [D302005 Auxiliary Equipment - Original Building]	2015	\$10,608.00
Replacement [D503004 Public Address Systems - Original Building]	2016	\$10,608.00
Replacement [D502001 Branch Wiring]	2016	\$212,160.00
Replacement [D503008 Security Systems - Original Building]	2016	\$10,608.00
Replacement [D2020 Domestic Water Distribution - Original Building]	2016	\$87,516.00
Replacement [D304003 Heating/Chilling water distribution systems - Original Building]	2016	\$254,592.00
Replacement	2016	\$212,160.00
Replacement [D503001 Fire Alarm Systems - Original Building]	2017	\$62,400.00
Major Repair [A1010 Standard Foundations - Original Building]	2018	\$37,212.24
Replacement [D304001 Air Distribution, Heating & Cooling - Original Building]	2018	\$387,458.24
Replacement [C1030 Fittings - Original Building - Ve]	2018	\$29,770.00
Replacement [D509003 Grounding Systems - Original Building]	2018	\$432,780.40
Replacement [D301002 Gas Supply System - Original Building]	2018	\$216,434.40
Replacement [D501003 Main Switchboards - Original Building]	2018	\$111,637.76
Replacement [C3010 Wall Finishes - Original Building]	2018	\$88,877.36
Replacement [D4030 Fire Protection Specialties - Original Building]	2018	\$9,041.76
Replacement [D4030 Fire Protection Specialties - Original Building]	2018	\$468,668.72
Replacement [G2050 Landscaping - Site]	2018	\$44,655.52
Replacement [C3020 Floor Finishes - Original Building]	2018	\$155,737.92
Replacement [C1030 Fittings - Original Building - Fabric]	2018	\$30,495.92

C H Bray

Brief Description	Year	Cost
Major Repair [D302005 Auxiliary Equipment - Original Building] Repair heating pumps etc	2018	\$22,327.76
Replacement [G303007 Stormwater Management - Site]	2018	\$191,384.96
Replacement [C1030 Fittings - Original Building - Paper, Soap Disp.]	2018	\$12,270.96
Replacement [C1030 Fittings - Original Building]	2018	\$74,425.52
Replacement [C3020 Floor Finishes - Principle's Office]	2018	\$832.00
Replacement [C3020 Floor Finishes - Original Building]	2018	\$163,563.92
Replacement [D2010 Plumbing Fixtures - Original Building]	2018	\$182,232.96
Replacement [D503099 Other Communications & Alarm Systems - Original Building]	2018	\$41,720.64
Replacement [G204005 Signage - Site]	2018	\$59,039.76
Replacement [G204005 Signage - Site]	2018	\$24,694.80
Replacement [D502002 Lighting Equipment - Original Building]	2018	\$39,880.88
Replacement [G204001 Fencing & Gates - Site]	2018	\$192,619.44
Replacement [C1010 Partitions - Original Building]	2018	\$178,620.00
Replacement [D501001 Main Transformers - Original Building]	2019	\$38,022.40
Replacement [D501002 Secondary - Original Building]	2019	\$89,314.16
Replacement [D501002 Secondary]	2019	\$11,909.04
Total:		\$7,073,984.22

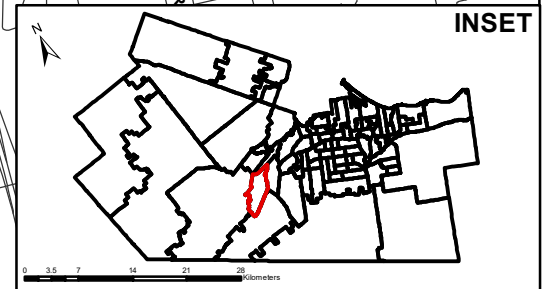
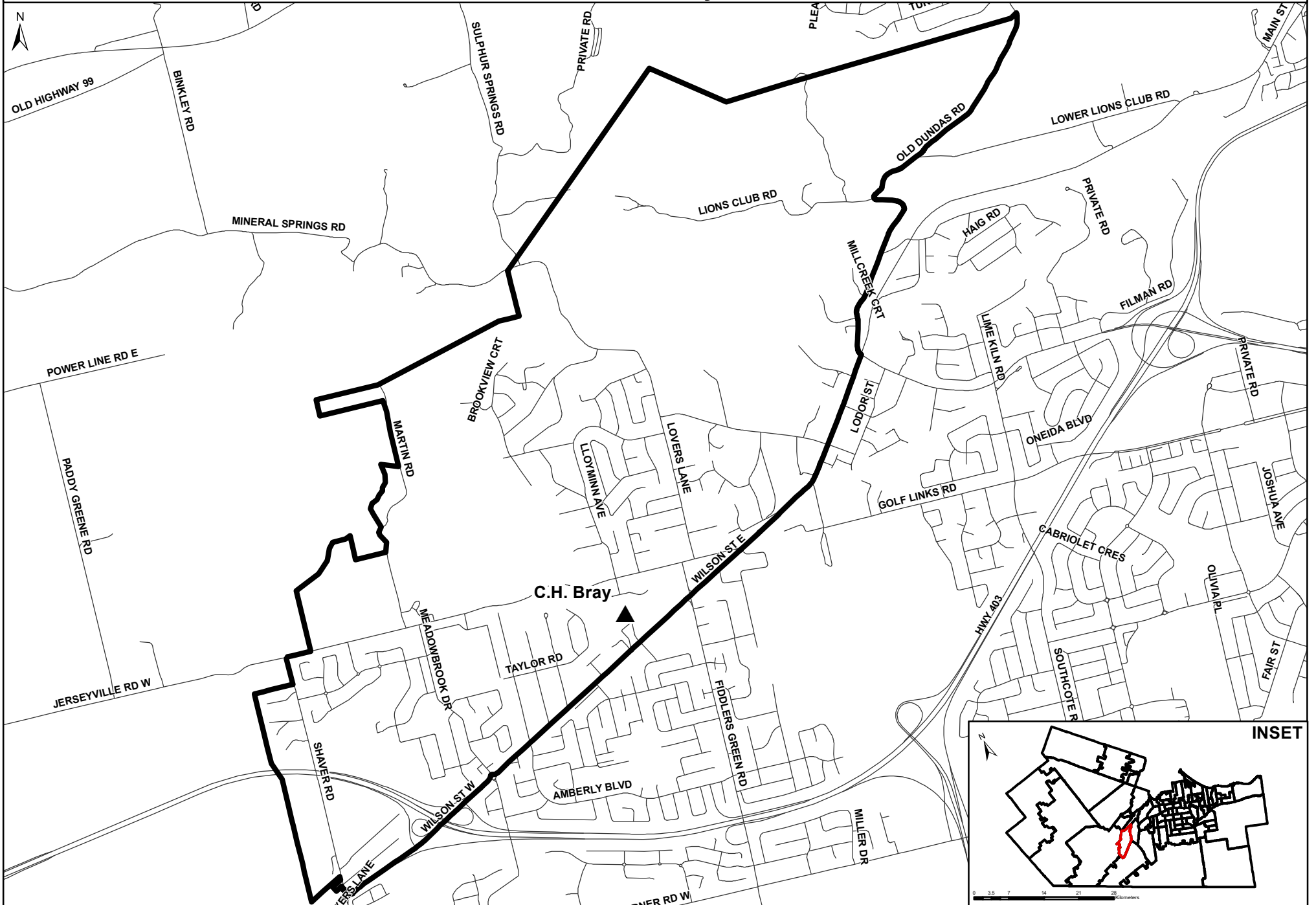
C.H. Bray

Program	Year	JK	SK	1	2	3	4	5	6	7	8	SP-E	Total
English	2011	31	39	36	47	29	47	49	43	0	0	0	321
English	2012	27	38	37	43	49	30	47	51	0	0	0	322
English	2013	33	29	44	36	45	49	34	47	0	0	0	317
English	2014	37	38	28	47	37	41	52	35	0	0	0	315
English	2015	40	38	34	27	48	42	39	50	0	0	0	318
English	2016	38	43	32	34	31	48	44	42	0	0	0	312
English	2017	39	39	41	33	35	32	49	45	0	0	0	310
English	2018	40	40	37	42	34	36	33	50	0	0	0	310
English	2019	40	40	38	38	43	34	36	33	0	0	0	304
English	2020	41	41	39	39	39	44	35	37	0	0	0	315
English	2021	41	41	39	39	39	39	44	35	0	0	0	317
English	2022	41	41	39	39	39	39	39	44	0	0	0	321
English	2023	41	41	39	39	39	39	39	39	0	0	0	316
English	2024	41	41	39	39	39	39	39	39	0	0	0	316
English	2025	41	41	39	39	39	39	39	39	0	0	0	316
English	2026	41	41	39	39	39	39	39	39	0	0	0	316


Attachment 4: HWDSB School Context Map C.H. Bray



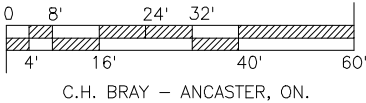
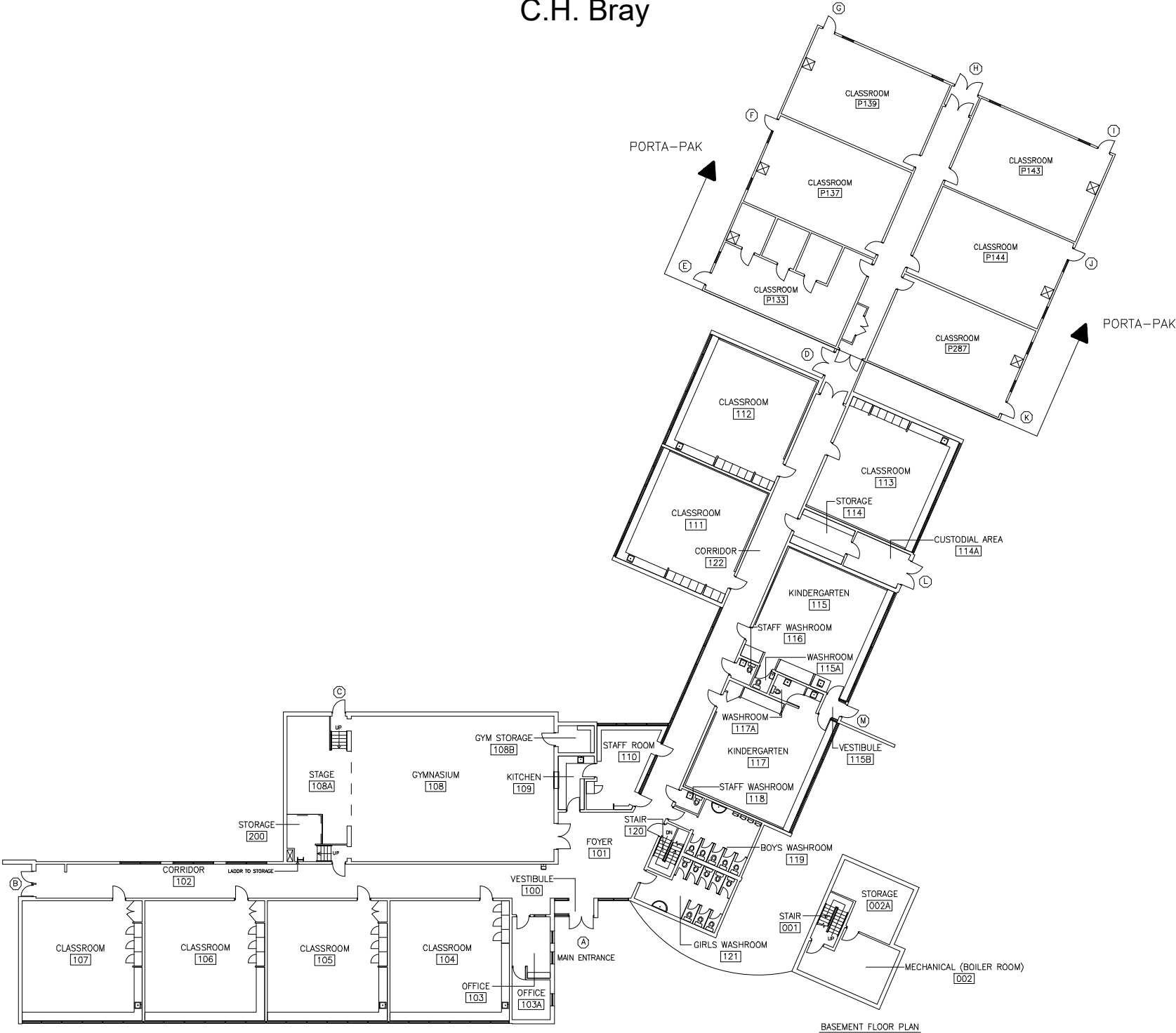
Attachment 5: HWDSB School Boundary Map C. H. Bray



▲ Junior Elementary School



Attachment 6: HWDSB Floor Plan
C.H. Bray

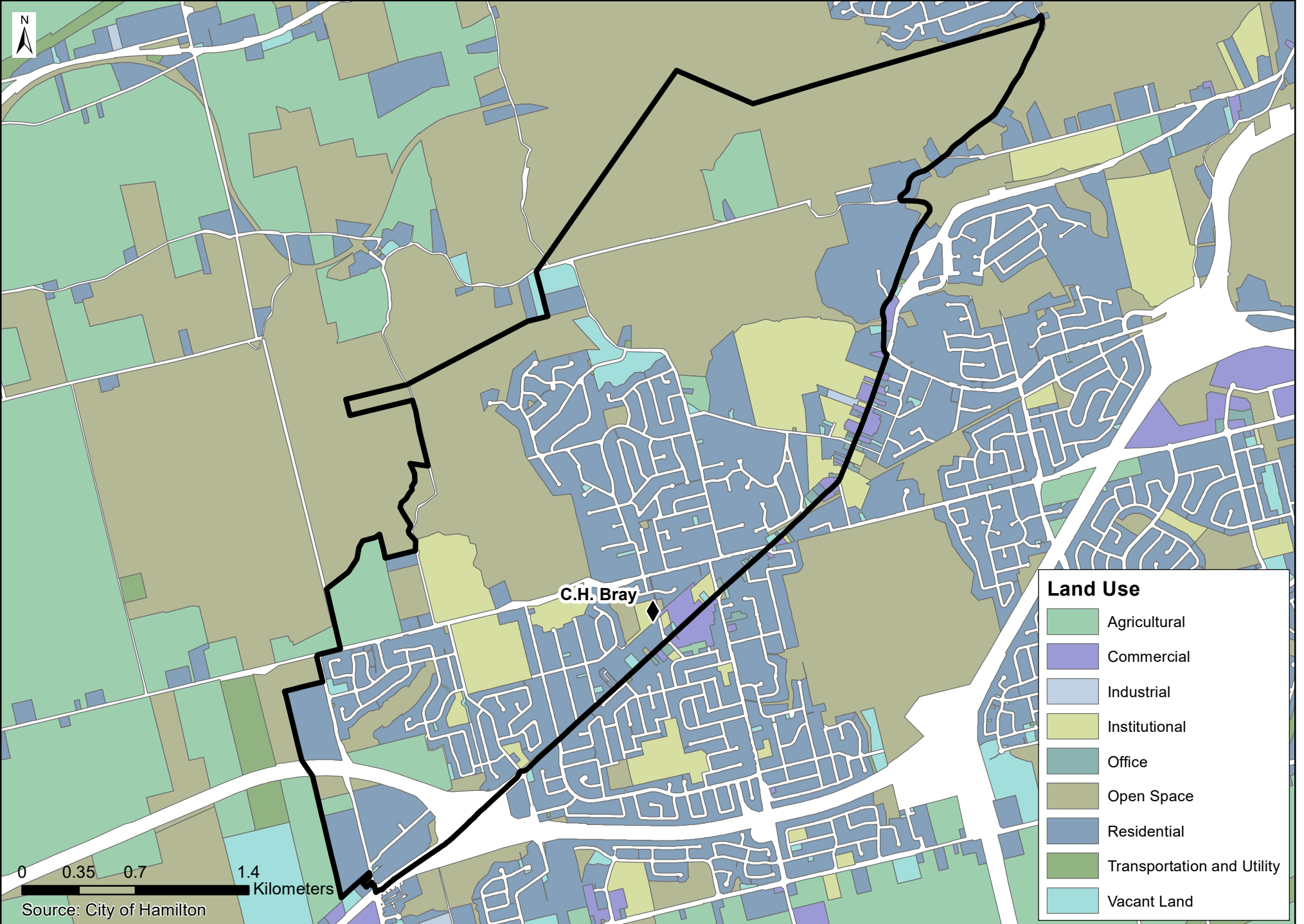


HAMILTON – WENTWORTH
DISTRICT SCHOOL BOARD

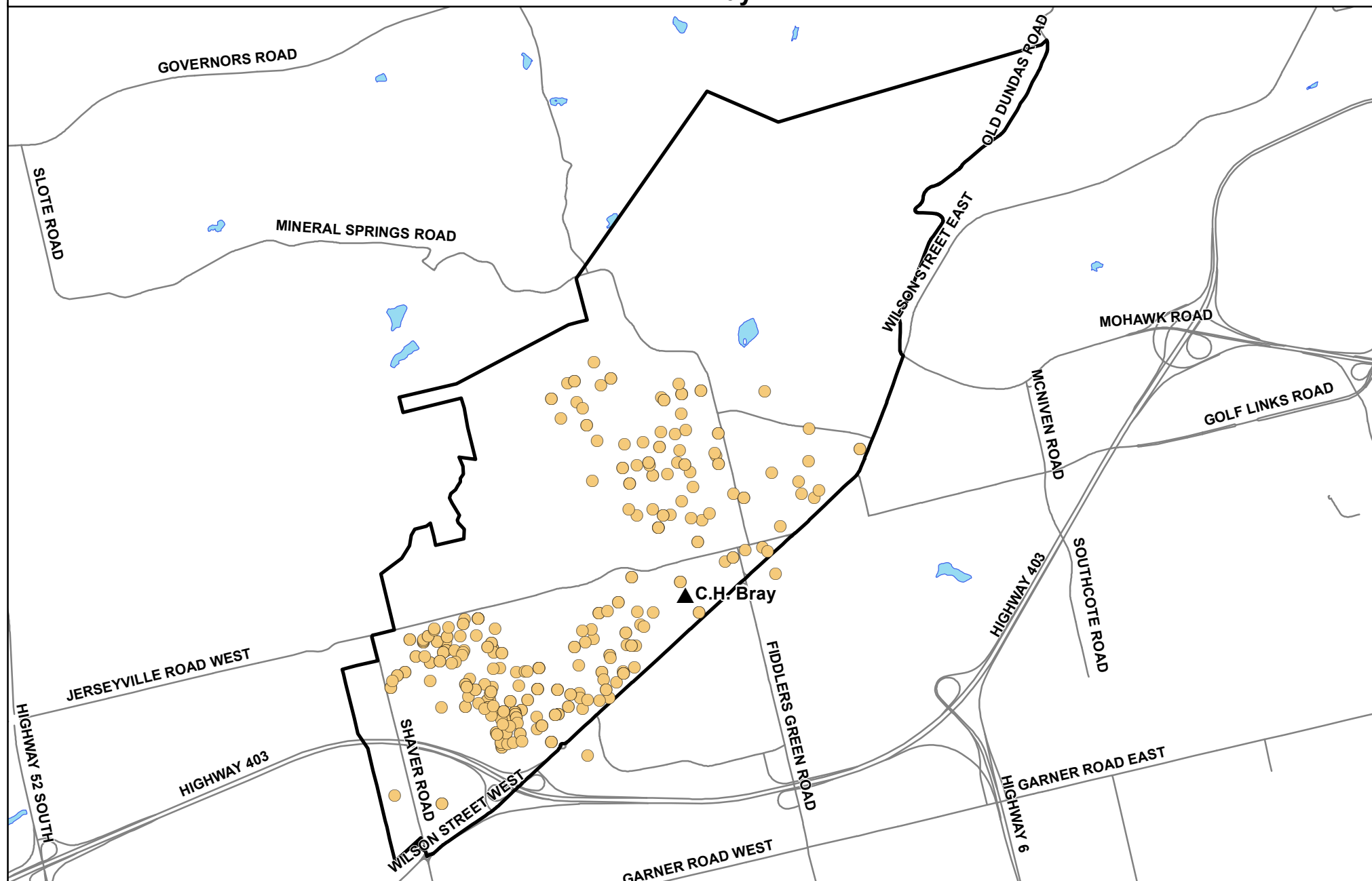


REV	DATE	DESCRIPTION	BY	CHKD
C.H. BRAY PUBLIC SCHOOL				
TITLE FIRST FLOOR PLANS ARCHITECTURAL				
SCALE: 1/16" = 1' 0"		DRAWN: DMS DATE: JUNE 2015	CHKD: DMS DATE: JUN 15	APP'D: DMS DATE: JUN 15
CONTRACT No. 010		DWG No. A-F1	REV 00	

Attachment 7: HWDSB School Land Use Map C.H. Bray



Attachment 8: HWDSB Student Distribution Map C.H. Bray



- ◆ Elementary
- Middle School
- Students
- ▲ Jr Elem
- Secondary



0 0.45 0.9 1.8
KM

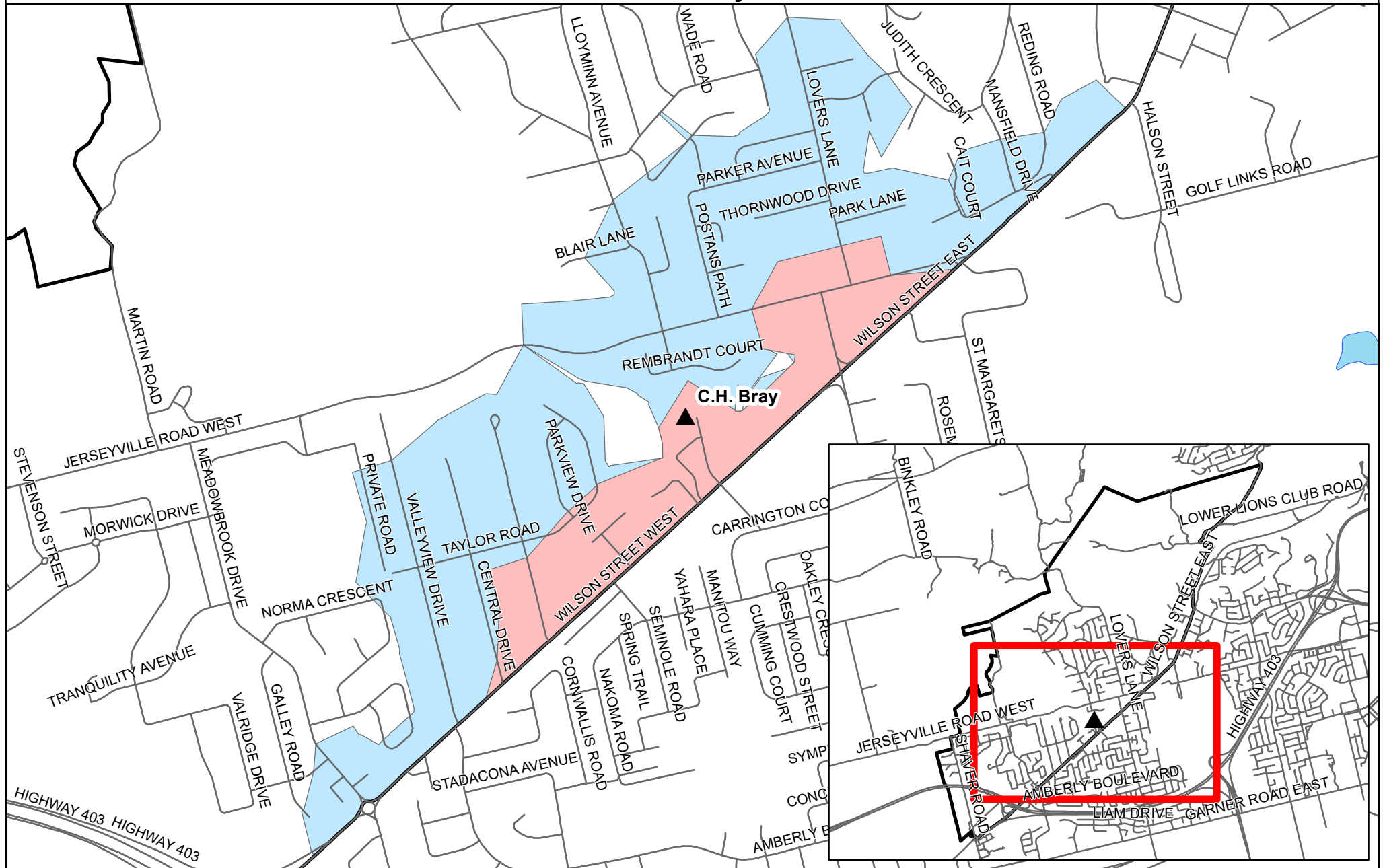


September 2016

Planning and Accommodation

Attachment 9: HWDSB Walking Distance Map

C.H. Bray



C.H. Bray



JK/SK Walking
Distance - 1 km



Gr. 1-6 Walking
Distance - 1.6 km

0 0.225 0.45 0.9 km

Note: Walking Distances shown are approximate. To determine exact eligibility for bussing, please contact Hamilton-Wentworth Student Transportation Services (HWSTS).



**HAMILTON-
WENTWORTH**
DISTRICT
SCHOOL
BOARD



**Planning &
Accommodation**

Hamilton- Wentworth District School Board
Planning and Accommodation 2016



HWDSB School Profile Report

School Name: **Fessenden**

Facility Profile

School Address:	168 HURON AVE	Year Built:	1959		
City:	ANCASTER	OTG:	383		
Postal Code:	L9G1V7	Site Acres:	20.5		
		Building Size (m2):	2,716		
Classrooms:	14	Science Rooms:	0	Exercise Rooms:	0
Kindergarten Rooms:	2	Gymnasiums:	1	Staff Rooms:	1
Spec Ed Rooms:	1	Art Rooms:	0	Music Rooms:	0
Library Resource Rooms:	1	Child Care Rooms:	0	Auditoriums:	0
Resource Rooms:	0	Family Studies Rooms:	0	Tech Rooms:	0
Computer Labs:	0	General Purpose Rooms:	0		
No. of Portables:	6	No. of Portapaks:	0	*See Attachments for all map resources	

Estimated Area of Outdoor Play Space

Asphalt: 0.67 +/- Acres

Grass: 4.42 +/- Acres

Total: 5.09 +/- Acres

No. of Play Fields:

1

Outdoor Facilities:

Play Structure, Basketball
Nets (4)

10-Year History Facility Improvements:

**See Attachment 1 for complete listing*

Projected 5-Year Renewal Needs:

**See Attachment 2 for complete listing*

FCI: 57%

FCI Description:

Facility is worn with apparent and increasing deterioration. Potential component and equipment failure, and potential building shut down may occur.

Utility Cost Per Sq. Ft: \$2.77

Utility Cost Per Student: \$162.51

Utility Cost Total: \$80,930.53

Average Distance to School (Km): 2.3

% Students Eligible for Transportation: 33%

Longest Bus Route Time (min): 52

Shortest Bus Route Time (min): 7

Avg Bus Route Time (min): 34

No. of Parking Spaces	Regular	Handicap
-----------------------	---------	----------

22

0

No. Parking Spaces
Required By-Law:

21

Bus Loading Zone:

Yes

Accessibility Measures:

**Refer to HWDSB Feasibility Study for detailed
accessibility data*

School Name: **Fessenden**

Instructional Profile

No. of Teaching Staff:	27.6	No. of Support Staff	5
<i>(Includes LRTs and Spec. Ed. teachers)</i>		No. of Principals & VPs:	Principal(1), VP(0.5)
No. of Non-Teaching Staff:	4		
% Out-of-Catchment:	3%	Grade Configuration:	JK-6
School Utilization:	136%	Grade Organization:	JK/SK(3); Gr.1(3); Gr.1/2(3); Gr.2(1); Gr.2/3(3); Gr.3(2); Gr.3/4(3); Gr.4/5(2); Gr.5(1); Gr.5/6(1); Gr.6(2)
Available Programs:	French Immersion, English		

Extracurricular Activities:

Note: Each school determines their participation in extracurricular activities based on student interest, staff interest and this varies from year to year, and even within a year. A review of school participation in these activities over the past few years would indicate that they have offered something within each of these three broad categories: Sports, Arts, and Social Events.

Program	Year	JK	SK	1	2	3	4	5	6	7	8	SP-E	Total
French Immersion	2011	0	28	27	30	13	0	0	0	0	0	0	98
French Immersion	2016	0	0	63	46	32	50	36	29	0	0	0	256
French Immersion	2026	0	0	47	47	45	45	45	45	0	0	0	273
English	2011	51	25	27	43	48	42	49	37	0	0	0	322
English	2016	46	43	22	26	19	33	34	42	0	0	0	265
English	2026	46	46	22	22	23	23	23	23	0	0	0	228

**Note: See Attachment 3 for complete listing of 5-year historical enrolment and 10-year enrolment projections.*

Other School Use Profile

Non-School Programs:	None
Revenue:	N/A
Full-Cost Recovery:	N/A
Facility Partnerships:	None
Revenue:	N/A
Full-Cost Recovery:	N/A
Leases (Other than Childcare)	None
Revenue:	N/A
Full-Cost Recovery:	N/A

Suitable for Facility Partnership: No

Available for Community Use:	Yes
Priority School Initiative:	No
Community Use Total Cost:	\$53,943.00
Revenue:	\$423.00
Full-Cost Recovery:	No
Before/After Care:	Yes
Full-Day Child Care:	No
Revenue:	\$3,671.43
Full-Cost Recovery:	No

Note: Child Care License Agreement lease costs are calculated at cost recovery; however, depending on the school's location, the lease cost is subsidized at 50% through a Community Use of School Subsidy or at 100% through a Priority Use of School Subsidy. The subsidies only apply to Before/After Child Care programs.



Attachment 1: HWDSB 10-Year Historical Facility Improvements

Fessenden

Item	Year	Cost
SCHL RNWL-GPTL-1-E-Fessend-Roofing	2007	\$31,666.55
S.R.-BLDG-E-Fessend-Site Work-	2008	\$998.73
SCHL RNWL-GPTL-2-E-Fessend-Roofing	2008	\$5,715.00
S.R.-PCS-E-Fessend-Portables	2008	\$11,691.48
S.R.-GPTL-2-E-Fessend-Heat&Vent-	2009	\$699.01
S.R.-GPTL-2-E-Fessend-Roofing-	2009	\$1,905.00
S.R.-PRJCTS ARISING-E-Fessend-FLOO	2009	\$3,352.80
S.R.-PCS-E-Fessend-Portables-	2009	\$10,299.80
S.R.-SCHL ANNVRSTRY-E-Fessend-Renov	2009	\$11,791.89
SRG-GPTL-2-E-Fessend-Heat&Vent-	2010	\$543.56
SRG-CRRYFRWRD PRJCTS-E-Fessend-Hea	2010	\$18,403.06
SRG-PCS-E-Fessend-Portables-	2010	\$43,618.72
SRG-GPTL-2-E-Fessend-Roofing-	2010	\$718,999.04
-BTTRMNTS (NON-TCA)-E-FESSEDN-Elec	2011	\$4,685.06
-CRRYFRWRD PRJCTS-E-FESSEDN-Heat&V	2011	\$5,874.23
-GPTL-2-EFESSEDN-ROOFING	2011	\$278,976.83
-FINE FCLTS-E-FESSEDN-RENOVTNS-	2012	\$1,294.37
-OTHR SRG-E-FESSEDN-RENOVTNS-	2014	\$6,972.42
-FDK CPTL-E-FESSEDN-FDK-	2015	\$16,704.74
Total:		\$1,174,192.29

Fessenden

Brief Description	Year	Cost
Replacement [D501099 Other Service and Distribution]	2014	\$31,824.00
Replacement [B2030 Exterior Doors - Wood - Original Building]	2014	\$21,216.00
Replacement [C1030 Fittings - Washroom Partitions - Original Building]	2014	\$44,553.60
Major Repair [C3030 Ceiling Finishes - Wood - Original Building]	2014	\$106,080.00
Replacement [G2030 Pedestrian Paving - Asphalt Paved]	2014	\$18,033.60
Major Repair [G2030 Pedestrian Paving - Exterior Stairs and Ramp]	2014	\$10,608.00
Replacement [C3030 Ceiling Finishes - Painted Wood - Original Building]	2014	\$12,729.60
Functional Events [F106007 General Purpose Room]	2014	\$0.00
Replacement [D503008 Security Systems - Original Building]	2014	\$21,216.00
Study [G40 Site Electrical Utilities - Aboveground Utilities]	2014	\$10,608.00
Replacement [C3020 Floor Finishes - Carpeting - Original Building]	2014	\$42,432.00
Major Repair [B101001 Structural Frame - Original Building]	2014	\$705,432.00
Replacement [C3010 Wall Finishes - Paint Wall Covering - Original Building]	2014	\$127,296.00
Major Repair [A1010 Standard Foundations - Original Building]	2014	\$10,608.00
Replacement [B2030 Exterior Doors - Exterior Door Hardware - Original Building]	2014	\$15,912.00
Replacement [D3060 Controls & Instrumentation - Control Systems]	2014	\$254,592.00
Replacement D502002 Lighting Equipment - Interior Lighting]	2014	\$297,024.00
Replacement [D3050 Terminal & Package Units - Terminal Units]	2014	\$148,512.00
Functional Events [F106003 Library Resource Centre - Original Building]	2014	\$0.00
Replacement [D302005 Auxiliary Equipment - HVAC Pump]	2014	\$10,608.00
Replacement [G40 Site Electrical Utilities - Aboveground Utilities]	2014	\$53,040.00
Replacement [D304003 Heating and Chilled water distribution systems - Heating & Chilled	2014	\$434,928.00
.Study [D304003 Heating and Chilled water distribution systems - Heating & Chilled Piping	2014	\$10,608.00
Study [G30 Site Civil/Mechanical Utilities - Underground Utilities]	2014	\$10,608.00
Replacement [G30 Site Civil/Mechanical Utilities - Underground Utilities]	2014	\$320,361.60
Replacement [D501003 Main Switchboards - Main Disconnect and Distribution Panel]	2014	\$76,377.60
Replacement [D503001 Fire Alarm Systems]	2014	\$63,648.00

Fessenden

Brief Description	Year	Cost
Replacement [D304007 Exhaust Systems (approx. 85%)]	2014	\$40,310.40
Replacement [G204001 Fencing & Gates - Chain-link Fencing]	2014	\$14,851.20
Replacement [D302005 Auxiliary Equipment - Expansion Tanks]	2014	\$15,912.00
Replacement [D2020 Domestic Water Distribution - Plumbing Piping Systems]	2014	\$169,728.00
.Study [D2020 Domestic Water Distribution - Plumbing Piping Systems]	2014	\$10,608.00
Replacement [C1020 Interior Doors - Interior Door Hardware - Original Building]	2014	\$31,824.00
Replacement [D503004 Public Address Systems]	2014	\$47,736.00
Replacement [C3020 Floor Finishes - Ceramic Tile - Original Building]	2014	\$42,432.00
Replacement [C3020 Floor Finishes - Hardwood - Original Building]	2014	\$10,608.00
Study [B101001 Structural Frame - Original Building]	2014	\$10,608.00
Replacement [D502002 Lighting Equipment - Exterior Lighting - Wall & Soffit Mounted]	2015	\$10,608.00
Replacement [D302002 Hot Water Boilers - Original Building]	2015	\$159,120.00
Replacement [B2010 Exterior Walls - Pre-finished Panels - Original Building]	2015	\$371,280.00
Replacement [D302005 Auxiliary Equipment - Chemical Feed System]	2015	\$10,608.00
Replacement [D502002 Lighting Equipment - Exterior Lighting - Pole Mounted]	2015	\$13,790.40
Replacement [C3020 Floor Finishes - Vinyl Floor Tile - Original Building]	2015	\$88,046.40
Replacement [D2010 Plumbing Fixtures (approx. 70%)]	2015	\$74,256.00
Replacement [D2020 Domestic Water Distribution - Domestic Water Heater]	2015	\$10,608.00
Replacement [D302005 Auxiliary Equipment - Stack & Breaching]	2015	\$21,216.00
Replacement [D4020 Standpipe Systems - Original Building]	2016	\$53,125.28
Replacement [D301002 Gas Supply System - Original Building]	2016	\$19,372.08
Replacement [C201001 Interior Stair Construction - Original Building]	2016	\$23,951.20
Replacement [C1030 Fittings - Original Building]	2016	\$37,212.24
Replacement [C3010 Wall Finishes - Wood Paneled Finish - Original Building]	2016	\$29,770.00
Replacement [D503004 Public Address Systems - Original Building]	2016	\$34,036.08
Replacement [C1030 Fittings - Original Building]	2016	\$186,063.28
Replacement [D502001 Branch Wiring - Original Building]	2016	\$111,637.76



Attachment 2: HWDSB Projected 5-Year Renewal Needs

Fessenden

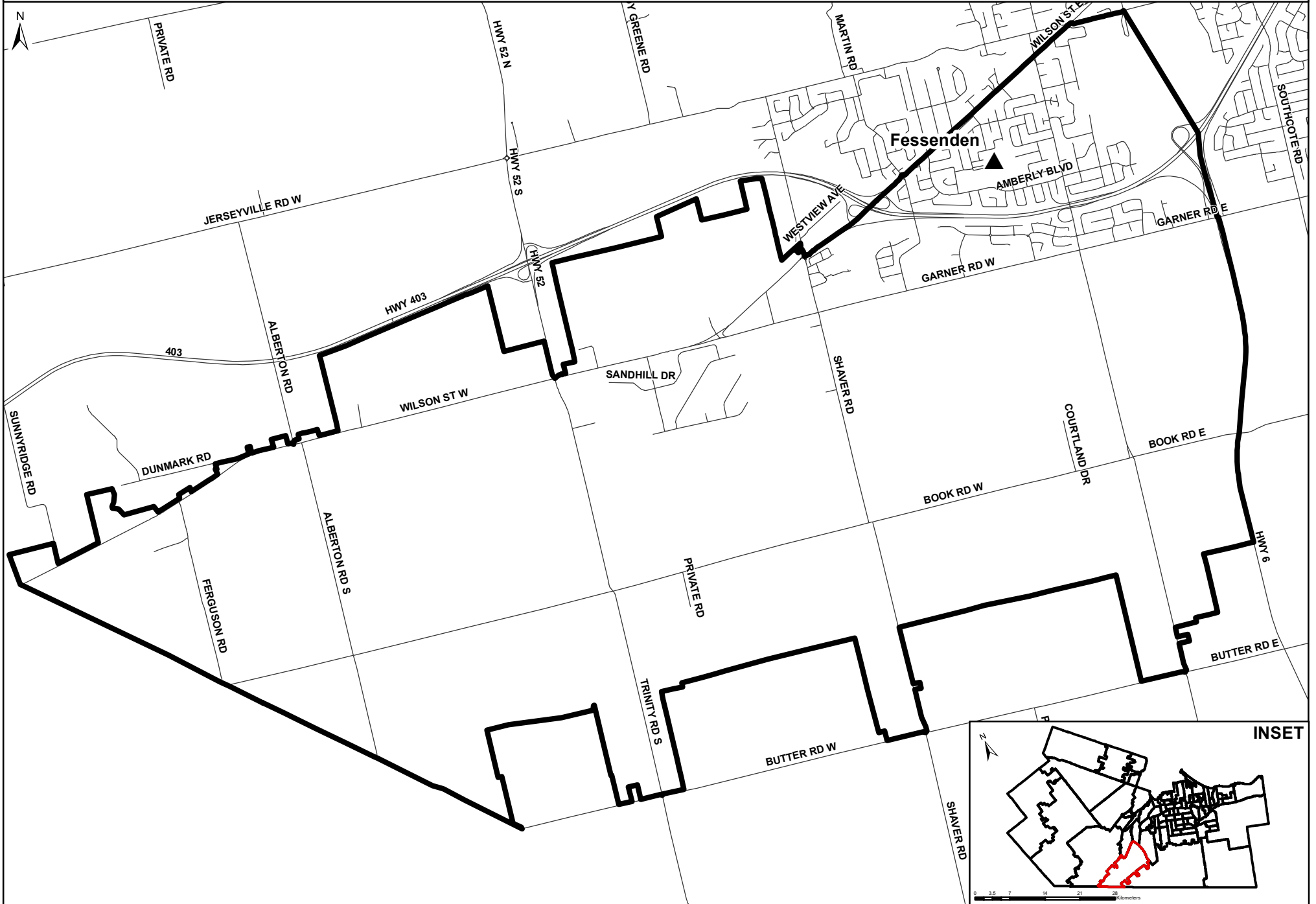
Brief Description	Year	Cost
Replacement [C1030 Fittings - Original Building]	2016	\$37,212.24
Study [D502001 Branch Wiring - Original Building] [04.2-060 Cabling, Raceways & Bus Du	2017	\$7,443.28
Replacement [D503099 Other Communications & Alarm Systems - Original Building]	2018	\$12,875.20
Replacement [D502002 Lighting Equipment - Original Building]	2018	\$14,884.48
Total:		\$4,580,589.52

Fessenden

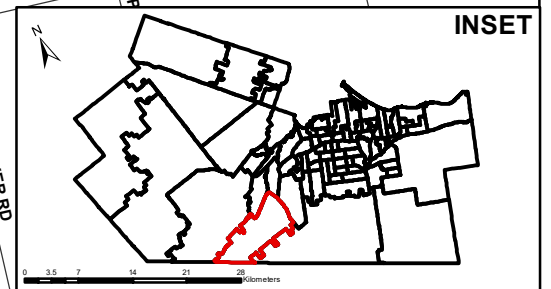

Program	Year	JK	SK	1	2	3	4	5	6	7	8	SP-E	Total
English	2011	51	25	27	43	48	42	49	37	0	0	0	322
English	2012	27	58	28	29	45	47	42	48	0	0	0	324
English	2013	48	28	24	28	33	50	55	42	0	0	0	308
English	2014	44	53	17	25	32	37	48	55	0	0	0	311
English	2015	42	49	26	17	25	32	38	46	0	0	0	275
English	2016	46	43	22	26	19	33	34	42	0	0	0	265
English	2017	44	47	19	23	28	20	34	35	0	0	0	247
English	2018	44	44	20	19	24	29	20	34	0	0	0	232
English	2019	44	44	19	20	20	25	29	20	0	0	0	220
English	2020	44	44	19	19	22	21	25	29	0	0	0	223
English	2021	44	44	20	20	21	23	22	25	0	0	0	219
English	2022	45	45	21	21	22	22	24	22	0	0	0	221
English	2023	46	46	21	21	22	23	23	25	0	0	0	227
English	2024	46	46	22	22	23	23	23	23	0	0	0	228
English	2025	46	46	22	22	23	23	23	23	0	0	0	228
English	2026	46	46	22	22	23	23	23	23	0	0	0	228
French Immersion	2011	0	28	27	30	13	0	0	0	0	0	0	98
French Immersion	2012	0	0	37	30	29	11	0	0	0	0	0	107
French Immersion	2013	0	0	53	39	27	28	13	0	0	0	0	160
French Immersion	2014	0	0	41	52	37	28	26	13	0	0	0	197
French Immersion	2015	0	0	45	36	50	38	27	27	0	0	0	223
French Immersion	2016	0	0	63	46	32	50	36	29	0	0	0	256
French Immersion	2017	0	0	46	63	44	32	50	36	0	0	0	271
French Immersion	2018	0	0	48	46	60	44	32	50	0	0	0	279
French Immersion	2019	0	0	46	48	44	60	44	32	0	0	0	273
French Immersion	2020	0	0	47	46	46	44	60	44	0	0	0	285
French Immersion	2021	0	0	47	47	44	46	44	60	0	0	0	286
French Immersion	2022	0	0	47	47	44	44	46	44	0	0	0	271
French Immersion	2023	0	0	47	47	45	44	44	46	0	0	0	272
French Immersion	2024	0	0	47	47	45	45	44	44	0	0	0	272
French Immersion	2025	0	0	47	47	45	45	45	44	0	0	0	272
French Immersion	2026	0	0	47	47	45	45	45	45	0	0	0	273



Attachment 5: HWDSB School Boundary Map Fessenden

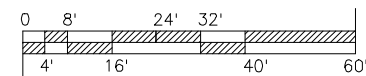
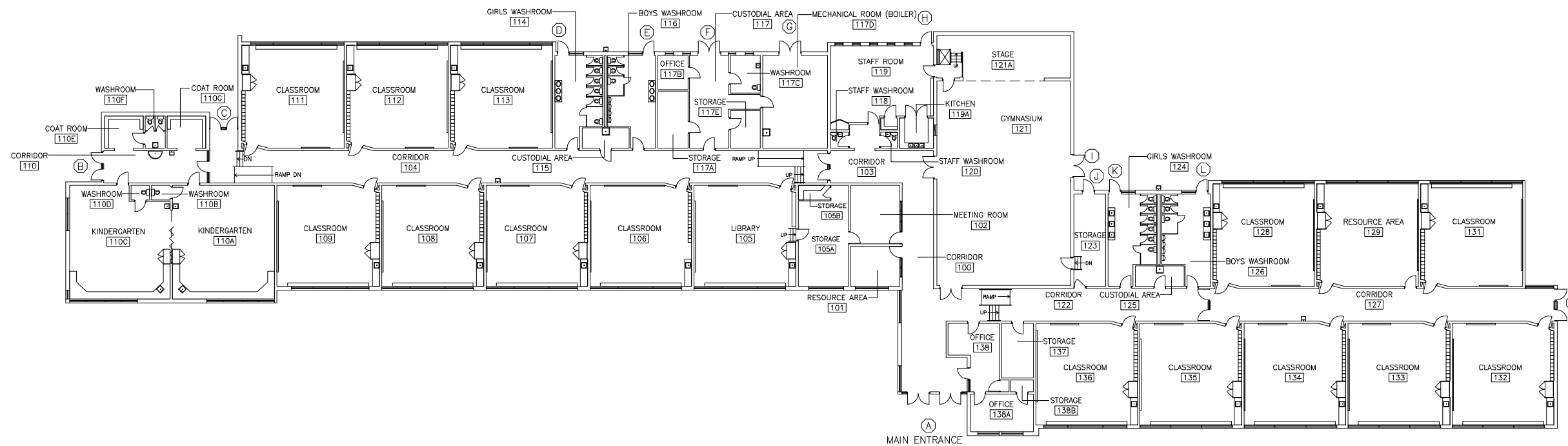


Junior Elementary School





Hamilton- Wentworth District School Board
Planning and Accommodation 2014

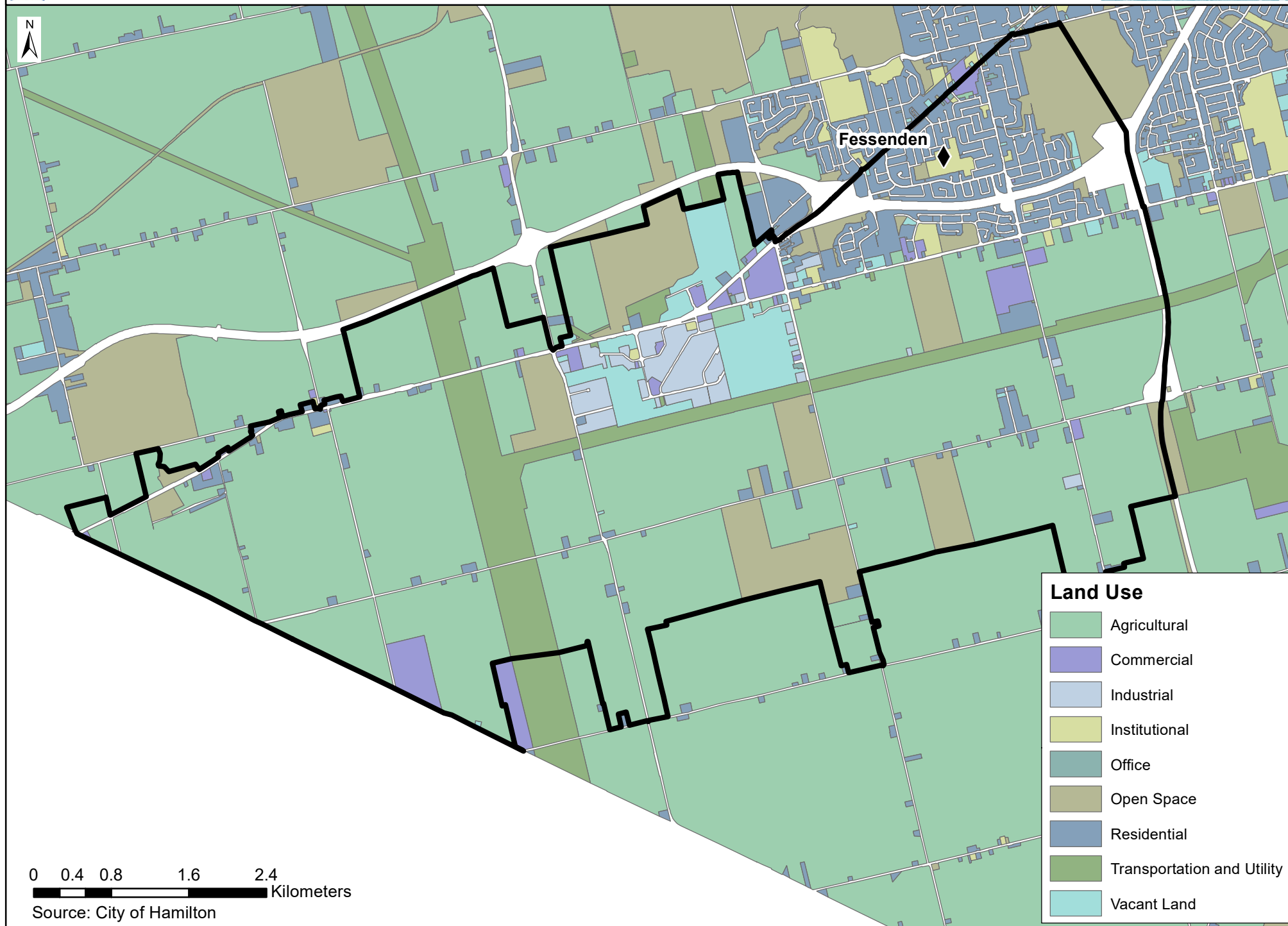
Fessenden



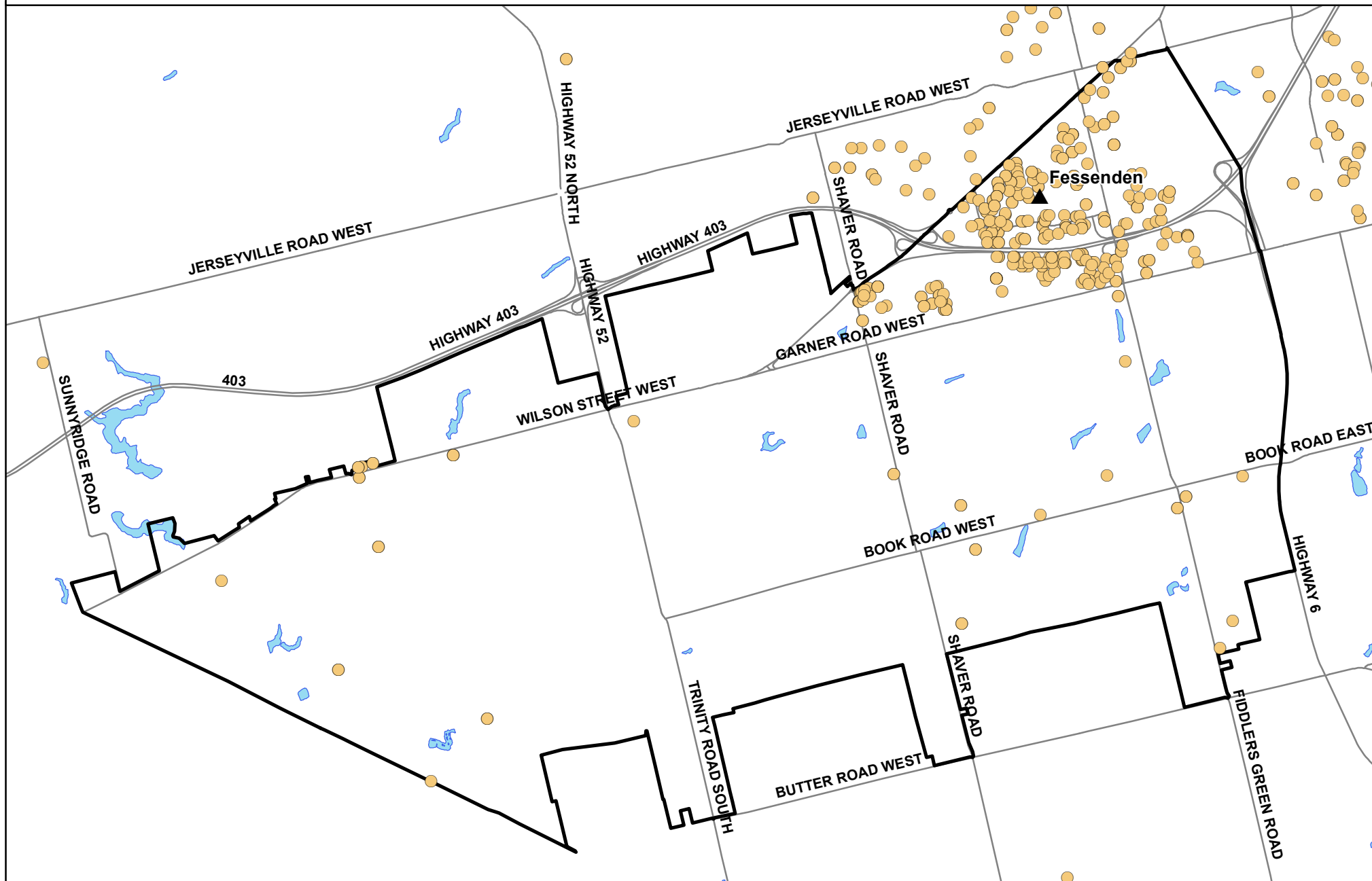
FESSENDEN – ANCASTER ON.

DRAWBASE FM HISTORICAL RECORDS			
DATE	ROOM #	DESCRIPTION	
MAY 01	130	ROOM REMOVED	
<h1>HAMILTON — WENTWORTH</h1> <h2>DISTRICT SCHOOL BOARD</h2>			
			
REV	DATE	DESCRIPTION	BY DMD
<h2>FESSENDEN PUBLIC SCHOOL</h2>			
TITLE			
<h1>FIRST FLOOR PLANS</h1> <h2>ARCHITECTURAL</h2>			
SCALE: 1/8" = 1'-0"	DRAWING: DMS DATE: MAY 2015	CHECKED: DMS DATE: MAY 15	APPROVED: DMS DATE: MAY 15
CONTRACT NO. 010	DWG. NO. A-F1	REV. 00	

Attachment 7: HWDSB School Land Use Map Fessenden



Attachment 8: HWDSB Student Distribution Map Fessenden



- ◆ Elementary ● Middle School ● Students
- ▲ Jr Elem ■ Secondary



0 0.5 1 2 KM

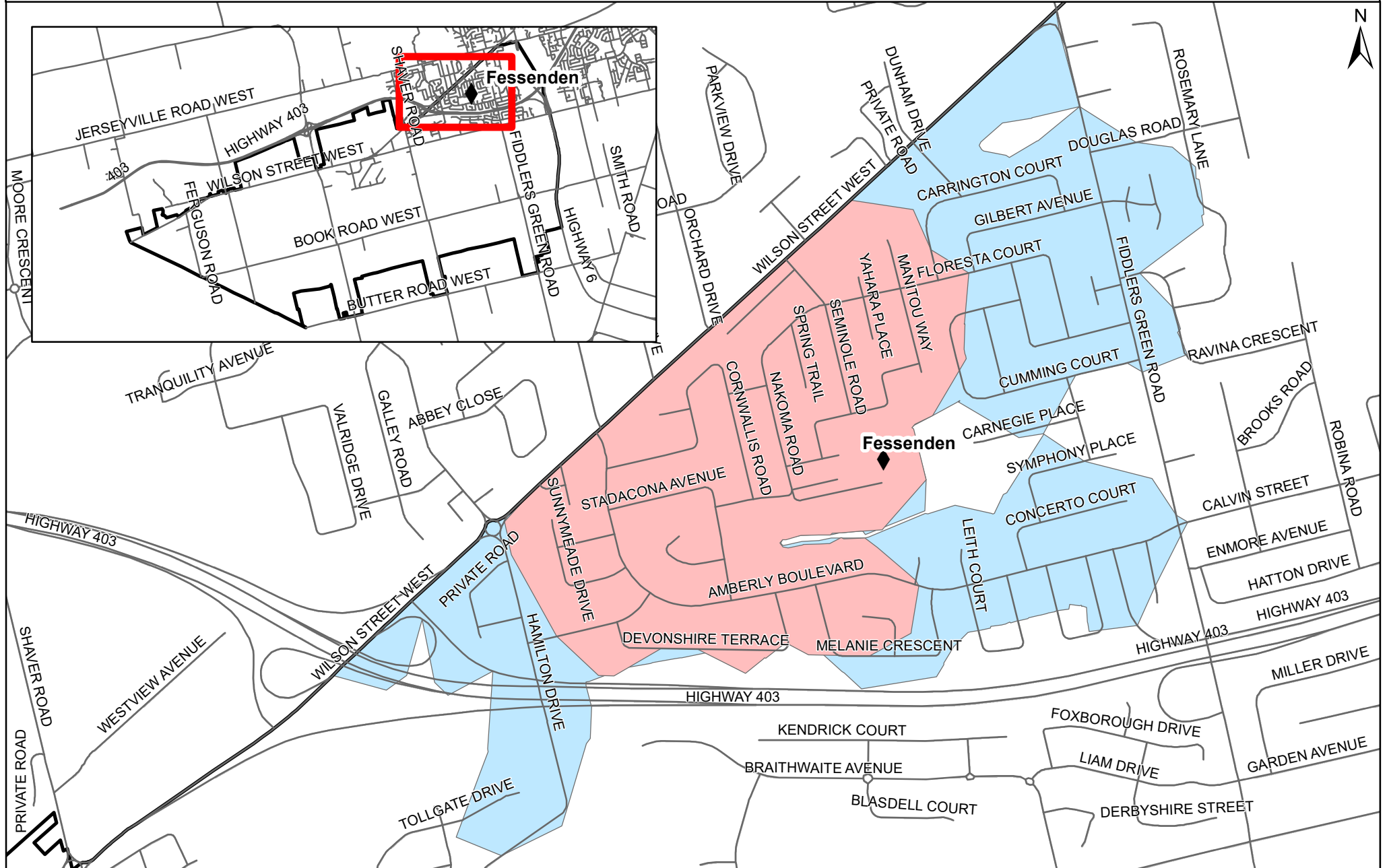


Planning & Accommodation

September 2016

Planning and Accommodation

Attachment 9: HWDSB Walking Distance Map Fessenden



Fessenden

Fessenden
Boundary

JK/SK Walking
Distance - 1 km

Gr. 1-6 Walking
Distance - 1.6 km

0 0.175 0.35 0.7 km

Note: Walking Distances shown are approximate. To determine exact eligibility for bussing, please contact Hamilton-Wentworth Student Transportation Services (HWSTS).



Hamilton- Wentworth District School Board
Planning and Accommodation 2016



HWDSB School Profile Report

School Name: **Queen's Rangers**

Facility Profile

School Address:	1886 GOVERNORS RD	Year Built:	1958
City:	COPETOWN	OTG:	222
Postal Code:	LOR1J0	Site Acres:	7.4
		Building Size (m2):	1,817

Classrooms:	6	Science Rooms:	0	Exercise Rooms:	0
Kindergarten Rooms:	2	Gymnasiums:	0	Staff Rooms:	1
Spec Ed Rooms:	1	Art Rooms:	0	Music Rooms:	0
Library Resource Rooms:	1	Child Care Rooms:	0	Auditoriums:	0
Resource Rooms:	0	Family Studies Rooms:	0	Tech Rooms:	0
Computer Labs:	1	General Purpose Rooms:	0		
No. of Portables:	0	No. of Portapaks:	0	<i>*See Attachments for all map resources</i>	

Estimated Area of Outdoor Play Space

Asphalt: 0.28 +/- Acres

Grass: 0.01 +/- Acres

Total: 0.29 +/- Acres

No. of Play Fields:

1

Outdoor Facilities:

Soccer Field, Basketball
Nets (3)

10-Year History Facility Improvements:

**See Attachment 1 for complete listing*

Projected 5-Year Renewal Needs:

**See Attachment 2 for complete listing*

FCI: 28%

FCI Description:

Facility is beginning to show signs of wear. More frequent component and equipment failure may occur.

Utility Cost Per Sq. Ft: \$2.46

Utility Cost Per Student: \$411.42

Utility Cost Total: \$48,136.40

Average Distance to School (Km):	5.8
% Students Eligible for Transportation:	100%
Longest Bus Route Time (min):	32
Shortest Bus Route Time (min):	24
Avg Bus Route Time (min):	28

No. of Parking Spaces	Regular	Handicap
	21	1
No. Parking Spaces Required By-Law:	13	
Bus Loading Zone:	Yes	

Accessibility Measures:

**Refer to HWDSB Feasibility Study for detailed accessibility data*

School Name: **Queen's Rangers**

Instructional Profile

No. of Teaching Staff:	7.7	No. of Support Staff	3
<i>(Includes LRTs and Spec. Ed. teachers)</i>		No. of Principals & VPs:	Principal(1)
No. of Non-Teaching Staff:	2.5		
% Out-of-Catchment:	5%	Grade Configuration:	JK-6
School Utilization:	58%	Grade Organization:	JK/SK(1); Gr.1/2(1); Gr.2/3(1); Gr.4/5(1); Gr.5/6(1)
Available Programs:	English		

Extracurricular Activities:

Note: Each school determines their participation in extracurricular activities based on student interest, staff interest and this varies from year to year, and even within a year. A review of school participation in these activities over the past few years would indicate that they have offered something within each of these three broad categories: Sports, Arts, and Social Events.

Program	Year	JK	SK	1	2	3	4	5	6	7	8	SP-E	Total
English	2011	17	20	16	14	18	17	20	30	0	0	0	152
English	2016	15	11	14	19	20	11	23	15	0	0	0	128
English	2026	15	15	14	14	14	14	13	13	0	0	0	112

*Note: See Attachment 3 for complete listing of 5-year historical enrolment and 10-year enrolment projections.

Other School Use Profile

Non-School Programs:	None
Revenue:	N/A
Full-Cost Recovery:	N/A
Facility Partnerships:	None
Revenue:	N/A
Full-Cost Recovery:	N/A
Leases (Other than Childcare)	None
Revenue:	N/A
Full-Cost Recovery:	N/A

Suitable for Facility Partnership: No

Available for Community Use:	Yes
Priority School Initiative:	No
Community Use Total Cost:	\$96.00
Revenue:	\$216.00
Full-Cost Recovery:	No
Before/After Care:	No
Full-Day Child Care:	No
Revenue:	N/A
Full-Cost Recovery:	No

Note: Child Care License Agreement lease costs are calculated at cost recovery; however, depending on the school's location, the lease cost is subsidized at 50% through a Community Use of School Subsidy or at 100% through a Priority Use of School Subsidy. The subsidies only apply to Before/After Child Care programs.



Attachment 1: HWDSB 10-Year Historical Facility Improvements

Queen's Rangers

Item	Year	Cost
SCHL RNWL-BLDG-E-Qn Rangs-Accessbt	2007	\$31.41
SCHL RNWL-PCS-E-Qn Rangs-Portables	2007	\$36,669.27
S.R.-BLDG-E-Qn Rangs-Site Work-	2008	\$981.46
SCHL RNWL-PCS-E-Qn Rangs-Portables	2008	\$2,174.29
S.R.-PRJCTS ARISING-E-Qn Rangs-Ele	2008	\$8,845.82
S.R.-SCHL ANNVRSTRY-E-Qn Rangs-Reno	2009	\$13,339.48
SRG-PRJCTS ARISING-E-Qn Rangs-DRNK	2010	\$56,593.50
-BTTRMNTS (NON-TCA)-E-QNRANGS-Elec	2011	\$394.64
-BTTRMNTS (NON-TCA)-E-QNRANGS-Pain	2011	\$3,269.12
-PRJCTS ARISING-E-QNRANGS-DRNKNG W	2011	\$16,078.33
-PRJCTS ARISING-E-QNRANGS-DRNKNG W	2012	\$771.50
-FDK CPTL-E-QNRANGS-RENOVTNS-	2012	\$110,743.62
-BLDGS-E-QNRANGS-ACCESSBTY-	2013	\$1,736.72
-FDK CPTL-E-QNRANGS-RENOVTNS-	2013	\$27,763.42
-BLDGS-E-QNRANGS-ACCESSBTY-	2014	\$4,322.69
-FDK CPTL-E-QNRANGS-FDK-	2015	\$20,553.37
Total:		\$304,268.64

Queen's Rangers

Brief Description	Year	Cost
Functional Events [F106003 Library Resource Centre - Original Building]	2014	\$0.00
Functional Events [F106007 General Purpose Room]	2014	\$0.00
Study [D304003 Heating Water Distribution System - Original Building]	2015	\$10,608.00
Replacement [D302005 Auxiliary Equipment - Original Building]	2015	\$10,608.00
Study [D502001 Branch Wiring]	2015	\$10,608.00
Study [D2020 Domestic Water Distribution - Original Building]	2015	\$10,608.00
Major Repair Exterior Walls Brickwork	2016	\$53,040.00
Replacement Exterior Doors - Original Building	2016	\$10,608.00
Replacement [D304007 Exhaust Systems - Original Building]	2016	\$21,640.32
Replacement Exterior Soffits Repair	2016	\$15,912.00
Replacement Classroom vinyl floor tile	2016	\$17,986.90
Replacement [D501003 Main Switchboards - Original Building]	2016	\$10,608.00
Replacement [D304003 Heating Water Distribution System - Original Building]	2017	\$254,592.00
Replacement [D3050 Terminal & Package Units - Original Building]	2017	\$187,761.60
Replacement Asphalt playgrounds	2017	\$62,672.06
Replacement [D2010 Plumbing Fixtures - Original Building]	2017	\$27,580.80
Replacement [D2030 Sanitary Waste]	2017	\$63,648.00
Replacement Classroom millwork	2017	\$81,151.20
Replacement [D2040 Rain Water Drainage]	2017	\$63,648.00
Replacement [D2020 Domestic Water Distribution - Original Building]	2018	\$68,952.00
Replacement [D502001 Branch Wiring]	2018	\$53,040.00
Replacement [D503001 Fire Alarm Systems - Original Building]	2019	\$27,448.72
Replacement [C3020 Floor Finishes - Original Building]	2019	\$36,721.36
Replacement [D3060 Controls & Instrumentation - Original Building]	2019	\$102,818.56
Replacement [D4020 Standpipe Systems - Original Building]	2019	\$44,655.52
Replacement [D501003 Main Switchboards - Original Building]	2019	\$52,097.76
Replacement [D502002 Lighting Equipment - Original Building]	2019	\$99,852.48

Queen's Rangers

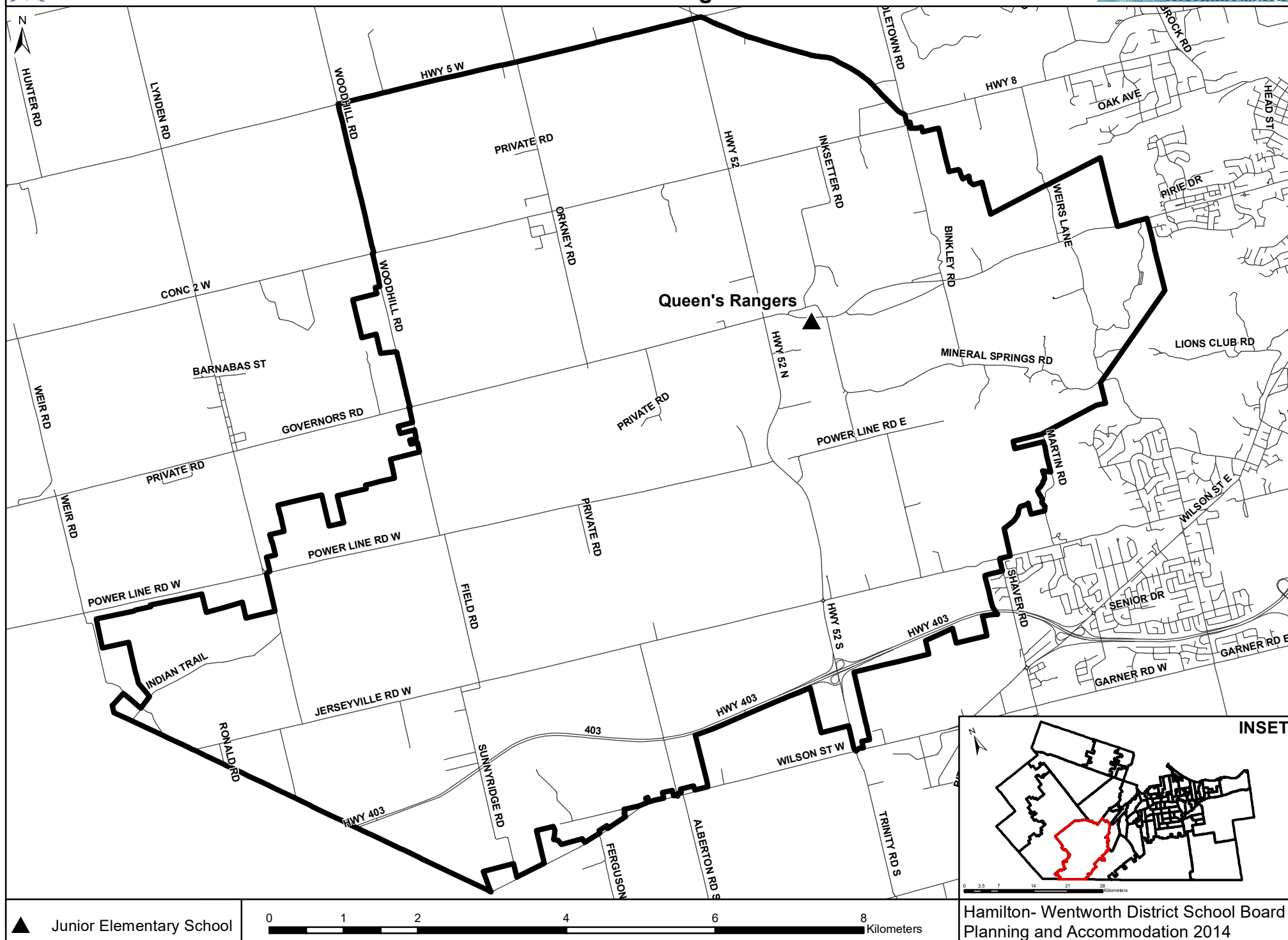
Brief Description	Year	Cost
Replacement [D502002 Lighting Equipment - Original Building]	2019	\$23,868.00
Replacement [C1020 Interior Doors - Original Building]	2019	\$37,212.24
Replacement [C1020 Interior Doors - Original Building]	2019	\$14,884.48
Replacement [G30 Site Civil/Mechanical Utilities - Site]	2019	\$72,800.00
Replacement [D502002 Lighting Equipment - Addition 1]	2019	\$6,176.56
Replacement [D502002 Lighting Equipment - Original Building]	2019	\$14,884.48
Total:		\$1,568,693.05

Queens Rangers

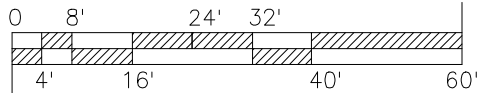
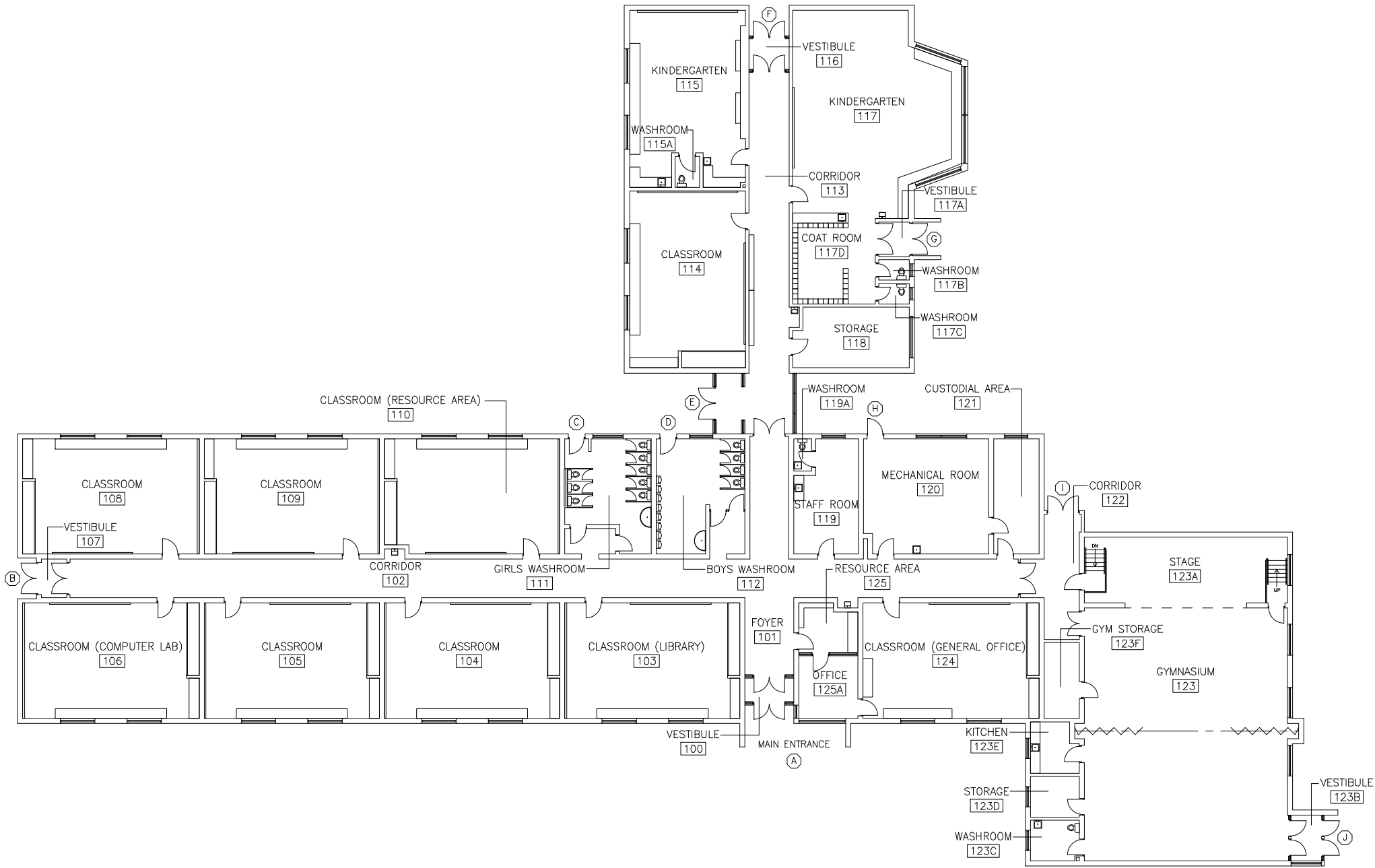
Program	Year	JK	SK	1	2	3	4	5	6	7	8	SP-E	Total
English	2011	17	20	16	14	18	17	20	30	0	0	0	152
English	2012	17	16	19	18	12	16	14	19	0	0	0	131
English	2013	19	19	10	21	16	15	13	14	0	0	0	127
English	2014	12	18	18	10	23	13	16	11	0	0	0	121
English	2015	10	14	14	18	10	23	12	16	0	0	0	117
English	2016	15	11	14	19	20	11	23	15	0	0	0	128
English	2017	15	15	10	14	19	20	11	23	0	0	0	127
English	2018	15	15	14	10	14	19	20	11	0	0	0	117
English	2019	15	15	14	14	10	14	19	20	0	0	0	120
English	2020	15	15	14	14	14	10	14	19	0	0	0	113
English	2021	15	15	14	14	14	14	10	14	0	0	0	108
English	2022	15	15	14	14	14	14	13	10	0	0	0	108
English	2023	15	15	14	14	14	14	13	13	0	0	0	112
English	2024	15	15	14	14	14	14	13	13	0	0	0	112
English	2025	15	15	14	14	14	14	13	13	0	0	0	112
English	2026	15	15	14	14	14	14	13	13	0	0	0	112

Attachment 4: HWDSB School Context Map Queen's Rangers







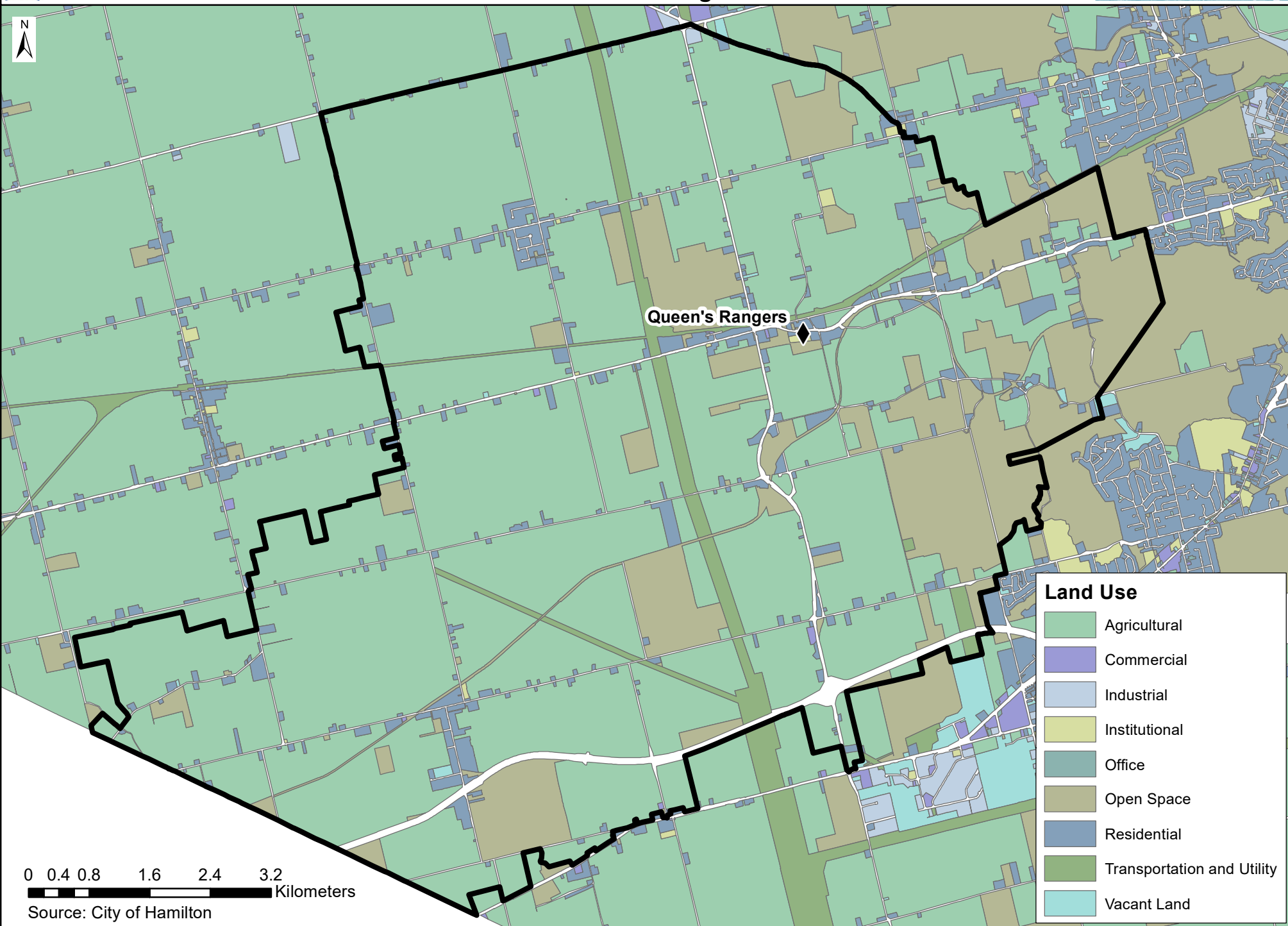
Attachment 6: HWDSB Floor Plan
Queen's Rangers



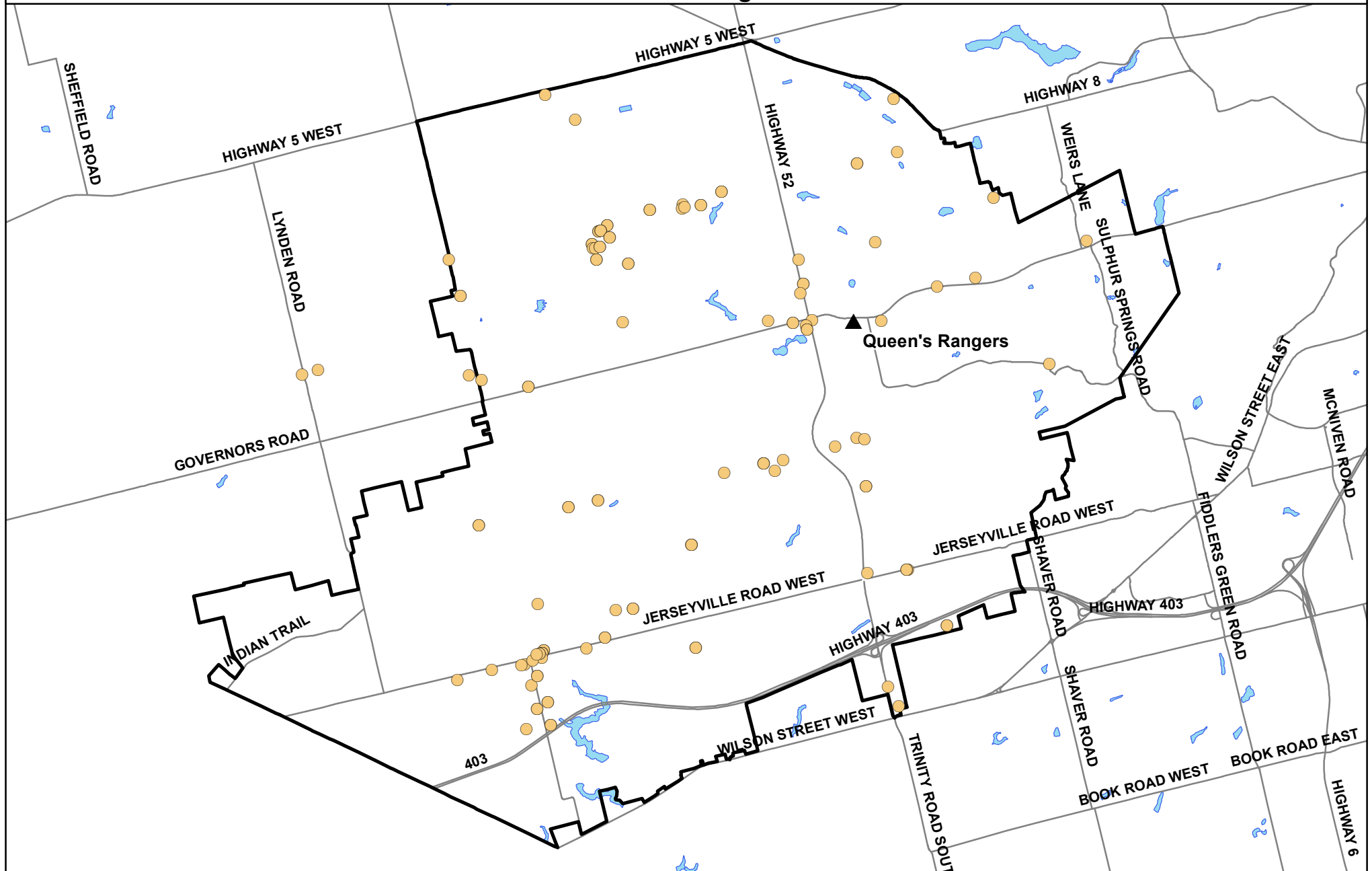
QUEEN'S RANGERS ELEMENTARY- COPETOWN, ON.

HAMILTON – WENTWORTH DISTRICT SCHOOL BOARD	
	
QUEEN'S RANGERS PUBLIC SCHOOL	
FIRST FLOOR PLANS ARCHITECTURAL	
SCALE: 1/8" = 1'-0"	DATE: JAN 2013
DESIGNER: J. L. L. L.	DATE: JAN 13
CONTRACT NO: 010	REV: A-1
00	

Attachment 7: HWDSB School Land Use Map Queen's Rangers



Attachment 8: HWDSB Student Distribution Map Queen's Rangers



- ◆ Elementary ● Middle School ● Students
- ▲ Jr Elem ■ Secondary



0 0.75 1.5 3 KM





HWDSB School Profile Report

School Name: **Rousseau**

Facility Profile

School Address:	103 MCNIVEN RD	Year Built:	1958		
City:	ANCASTER	OTG:	291		
Postal Code:	L9G3T7	Site Acres:	4.7		
		Building Size (m2):	2,088		
Classrooms:	10	Science Rooms:	0	Exercise Rooms:	0
Kindergarten Rooms:	2	Gymnasiums:	1	Staff Rooms:	1
Spec Ed Rooms:	1	Art Rooms:	0	Music Rooms:	0
Library Resource Rooms:	1	Child Care Rooms:	0	Auditoriums:	0
Resource Rooms:	0	Family Studies Rooms:	0	Tech Rooms:	0
Computer Labs:	0	General Purpose Rooms:	0		
No. of Portables:	0	No. of Portapaks:	0	*See Attachments for all map resources	

Estimated Area of Outdoor Play Space

Asphalt: 0.57 +/- Acres
Grass: 2.43 +/- Acres
Total: 2.99 +/- Acres

No. of Play Fields:

3

Outdoor Facilities:

Play Structure, Basket Ball
Nets (5), Baseball Diamond,
Soccer Fields (2)

10-Year History Facility Improvements:

**See Attachment 1 for complete listing*

Projected 5-Year Renewal Needs:

**See Attachment 2 for complete listing*

FCI: 68%

FCI Description:

Facility is worn with obvious deterioration.
Equipment failure in critical items
may be more frequent. Occasional building
shut down could occur.

Utility Cost Per Sq. Ft: \$2.84

Utility Cost Per Student: \$266.86

Utility Cost Total: \$63,779.87

Average Distance to School (Km):	1
% Students Eligible for Transportation:	22%
Longest Bus Route Time (min):	31
Shortest Bus Route Time (min):	31
Avg Bus Route Time (min):	31

No. of Parking Spaces	Regular	Handicap
	38	1
No. Parking Spaces Required By-Law:	18	
Bus Loading Zone:	Yes	

Accessibility Measures:

**Refer to HWDSB Feasibility Study for detailed
accessibility data*

School Name: **Rousseau**

Instructional Profile

No. of Teaching Staff:	14.3	No. of Support Staff	4
<i>(Includes LRTs and Spec. Ed. teachers)</i>		No. of Principals & VPs:	Principal(1)
No. of Non-Teaching Staff:	2.75		
% Out-of-Catchment:	2%	Grade Configuration:	JK-6
School Utilization:	89%	Grade Organization:	JK/SK(2); Gr.1/2(2); Gr.2/3(2); Gr.3/4(1); Gr.4/5(1); Gr.5(1); Gr.6(1); SPED(1)
Available Programs:	English, Special Education		

Extracurricular Activities:

Note: Each school determines their participation in extracurricular activities based on student interest, staff interest and this varies from year to year, and even within a year. A review of school participation in these activities over the past few years would indicate that they have offered something within each of these three broad categories: Sports, Arts, and Social Events.

Program	Year	JK	SK	1	2	3	4	5	6	7	8	SP-E	Total
English	2011	35	30	31	27	40	32	37	38	0	0	0	270
English	2016	26	38	24	34	26	30	37	31	0	0	12	258
English	2026	29	29	28	28	28	28	28	28	0	0	12	237

*Note: See Attachment 3 for complete listing of 5-year historical enrolment and 10-year enrolment projections.

Other School Use Profile

Non-School Programs:	None
Revenue:	N/A
Full-Cost Recovery:	N/A
Facility Partnerships:	None
Revenue:	N/A
Full-Cost Recovery:	N/A
Leases (Other than Childcare)	None
Revenue:	N/A
Full-Cost Recovery:	N/A

Suitable for Facility Partnership: No

Available for Community Use:	Yes
Priority School Initiative:	No
Community Use Total Cost:	\$35,032.50
Revenue:	\$1,428.25
Full-Cost Recovery:	No
Before/After Care:	Yes
Full-Day Child Care:	No
Revenue:	\$1,466.93
Full-Cost Recovery:	No

Note: Child Care License Agreement lease costs are calculated at cost recovery; however, depending on the school's location, the lease cost is subsidized at 50% through a Community Use of School Subsidy or at 100% through a Priority Use of School Subsidy. The subsidies only apply to Before/After Child Care programs.



Attachment 1: HWDSB 10-Year Historical Facility Improvements

Rousseau

Item	Year	Cost
SCHL RNWL-BLDG-E-Rousseau-Renovat	2007	\$26,856.73
SCHL RNWL-GPTL-1-E-Rousseau-Electr	2007	\$31,647.18
SCHL RNWL-GPTL-1-E-Rousseau-Renova	2007	\$139,600.20
SCHL RNWL-Capital-E-Rousseau-GPTL	2007	\$171,247.38
S.R.-BLDG-E-Rousseau-Renovat-	2008	\$341.71
S.R.-BLDG-E-Rousseau-Site Work-	2008	\$1,391.92
S.R.-SCHL ANNVRSTRY-E-Rousseau-Reno	2008	\$9,625.44
Total:		\$380,710.56

Rousseau

Brief Description	Year	Cost
Functional Events [F106003 Library Resource Centre - Original Building]	2014	\$0.00
Functional Events [F106007 General Purpose Room]	2014	\$0.00
Study [D502001 Branch Wiring - Original Building]	2015	\$10,608.00
Study [D304003 Heating Water Distribution System - Original Building]	2015	\$10,608.00
Replacement [D501003 Secondary Switchboards]	2015	\$53,040.00
Study [D2020 Domestic Water Distribution - Original Building]	2015	\$10,608.00
Replacement [D2020 Domestic Water Distribution - Original Building]	2016	\$79,560.00
Replacement [D2030 Sanitary Waste]	2016	\$58,344.00
Replacement [D503004 Public Address Systems - Original Building]	2016	\$37,128.00
Replacement [G2020 Parking Lots]	2016	\$74,256.00
Replacement [D3050 Terminal & Package Units - Original Building]	2016	\$159,120.00
Replacement [D2010 Plumbing Fixtures - Original Building]	2016	\$101,836.80
Replacement [C1030 Fittings - Original Building]	2017	\$126,235.20
Replacement [D4020 Standpipe Systems - Original Building]	2017	\$76,377.60
Replacement [C1030 Fittings - Original Building]	2017	\$43,492.80
Replacement [D304003 Heating Water Distribution System - Original Building]	2018	\$233,376.00
Replacement [D502001 Branch Wiring - Original Building]	2018	\$169,728.00
Replacement [D2040 Rain Water Drainage]	2018	\$74,256.00
Replacement [C3010 Wall Finishes - Original Building]	2019	\$312,345.28
Replacement [B3010 Roof Coverings - Original Building - Section 301]	2019	\$160,688.32
Replacement [B3010 Roof Coverings - Original Building - Section 201]	2019	\$65,702.00
Replacement [C3030 Ceiling Finishes - Original Building]	2019	\$193,505.52
Replacement [C3030 Ceiling Finishes - Original Building - most rooms]	2019	\$107,013.92
Replacement [C3020 Floor Finishes - Original Building - mechanical rms]	2019	\$8,583.12
Replacement [C3020 Floor Finishes - Original Building - stage]	2019	\$89,891.36
Replacement [C3020 Floor Finishes - Original Building - 50%]	2019	\$97,104.80
Replacement [C3020 Floor Finishes - Original Building - 50%]	2019	\$133,965.52

Rousseau

Brief Description	Year	Cost
Replacement [D502002 Lighting Equipment - Original Building]	2019	\$490,082.32
Replacement [B2030 Exterior Doors - Original Building]	2019	\$10,419.76
Replacement [B3010 Roof Coverings - Original Building - Section 101]	2019	\$219,375.52
Replacement [B2030 Exterior Doors - Original Building]	2019	\$22,327.76
Replacement [C201001 Interior Stair Construction - Original Building]	2019	\$37,953.76
Replacement [C1030 Fittings - Original Building]	2019	\$153,028.72
Replacement [D503008 Security Systems - Original Building]	2019	\$13,911.04
Replacement [D2020 Domestic Water Distribution - Original Building]	2019	\$4,465.76
Replacement [D2020 Domestic Water Distribution - Original Building]	2019	\$13,911.04
Replacement [D301002 Gas Supply System - Original Building]	2019	\$33,134.40
Replacement [D302005 Auxiliary Equipment - Original Building]	2019	\$2,232.88
Replacement [C3020 Floor Finishes - Original Building]	2019	\$56,376.32
Replacement [D304001 Air Distribution, Heating & Cooling - Original Building]	2019	\$556,858.64
Replacement [C3020 Floor Finishes - Original Building - washrooms]	2019	\$105,621.36
Replacement [D502002 Lighting Equipment - Original Building]	2019	\$13,516.88
Replacement [D502002 Lighting Equipment - Original Building]	2019	\$11,909.04
Replacement [D503001 Fire Alarm Systems - Original Building]	2019	\$63,993.28
Replacement [D4030 Fire Protection Specialties - Original Building]	2019	\$11,563.76
Replacement [D501003 Main Switchboards - Original Building]	2019	\$48,729.20
Replacement [D501001 Main Transformers - Original Building]	2019	\$52,477.36
Study [G303007 Stormwater Management]	2019	\$7,443.28
Replacement [G303007 Stormwater Management]	2019	\$59,540.00
Replacement [G30 Site Civil/Mechanical Utilities - Site]	2019	\$88,426.00
Replacement [C3010 Wall Finishes - Original Building]	2019	\$52,097.76
Replacement [C3010 Wall Finishes - Original Building]	2019	\$50,455.60
Replacement [D302005 Auxiliary Equipment - Original Building]	2019	\$10,853.44
Total:		\$4,678,079.12

Rousseau

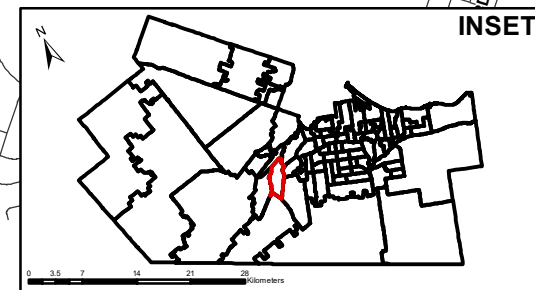
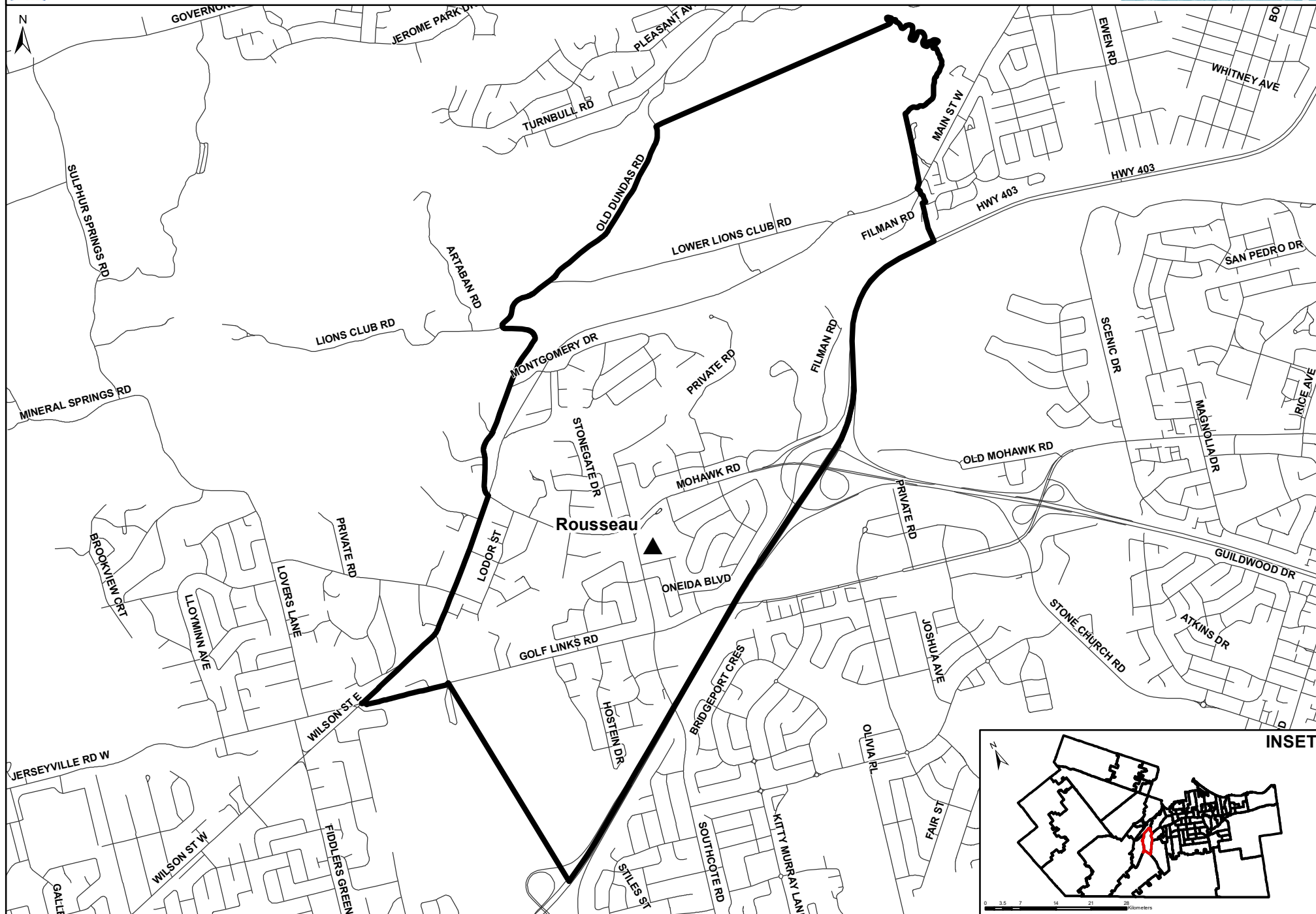
Program	Year	JK	SK	1	2	3	4	5	6	7	8	SP-E	Total
English	2011	35	30	31	27	40	32	37	38	0	0	0	270
English	2012	28	33	34	29	31	36	33	37	0	0	0	261
English	2013	31	28	28	36	27	33	38	34	0	0	0	255
English	2014	18	32	21	27	33	26	32	36	0	0	12	237
English	2015	29	19	33	25	27	35	27	32	0	0	12	239
English	2016	26	38	24	34	26	30	37	31	0	0	12	258
English	2017	29	27	34	24	34	26	31	37	0	0	12	255
English	2018	29	30	24	34	24	34	27	31	0	0	12	246
English	2019	29	29	28	24	34	24	35	27	0	0	12	243
English	2020	29	29	28	28	24	34	24	35	0	0	12	244
English	2021	29	29	28	28	28	24	34	24	0	0	12	237
English	2022	29	29	28	28	28	28	24	34	0	0	12	241
English	2023	29	29	28	28	28	28	28	24	0	0	12	234
English	2024	29	29	28	28	28	28	28	28	0	0	12	238
English	2025	29	29	28	28	28	28	28	28	0	0	12	237
English	2026	29	29	28	28	28	28	28	28	0	0	12	237

Attachment 4: HWDSB School Context Map Rousseau



Source: The Ontario Ministry of Natural Resources under Licence with the
Ontario Ministry of Natural Resources © Queen's Printer for Ontario, 2010-2011.

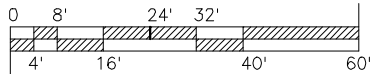
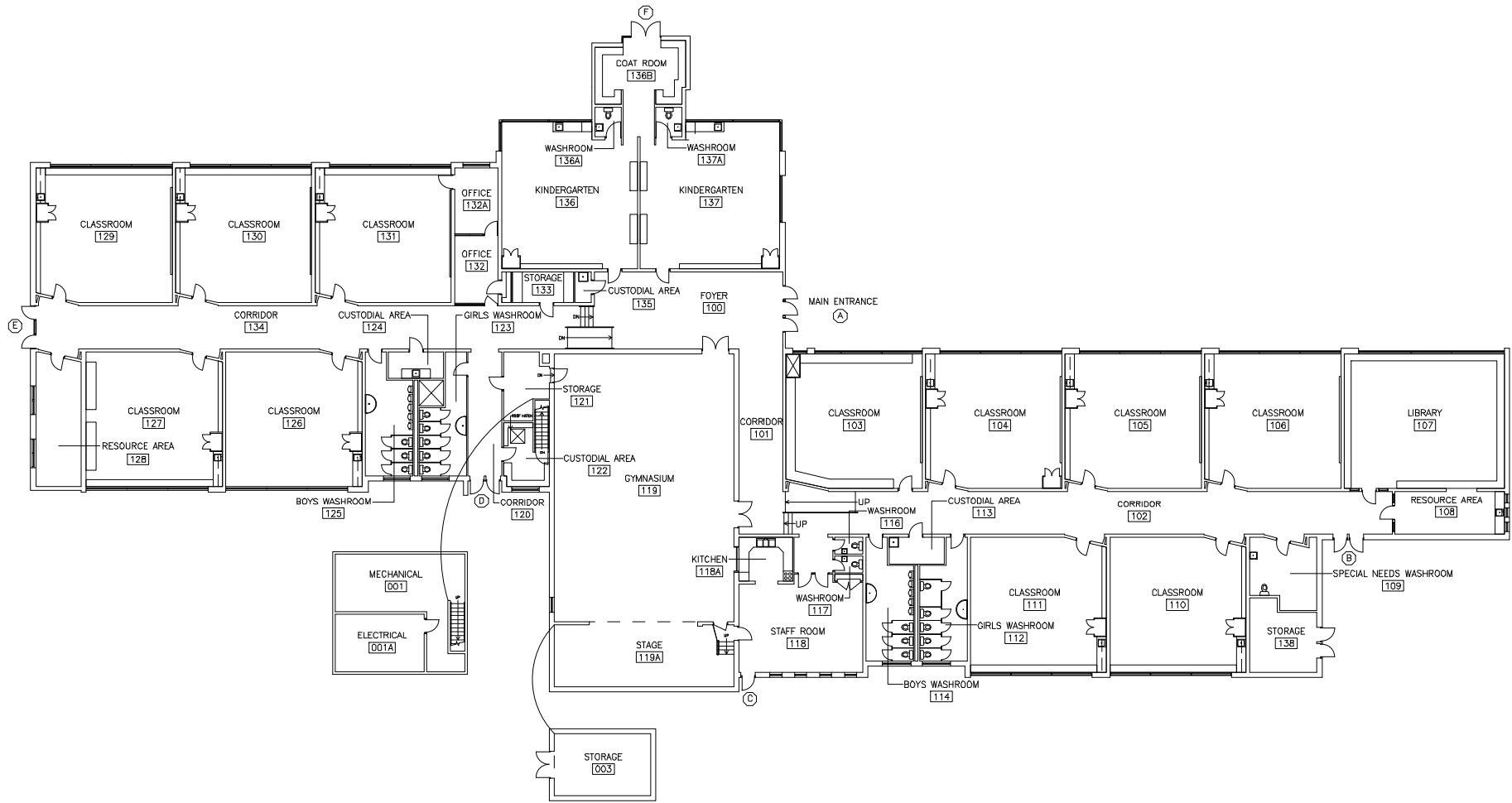
Attachment 5: HWDSB School Boundary Map Rousseau



▲ Junior Elementary School

0 0.45 0.9 1.8 2.7 3.6 Kilometers

Attachment 6: HWDSB Floor Plan
Rousseau



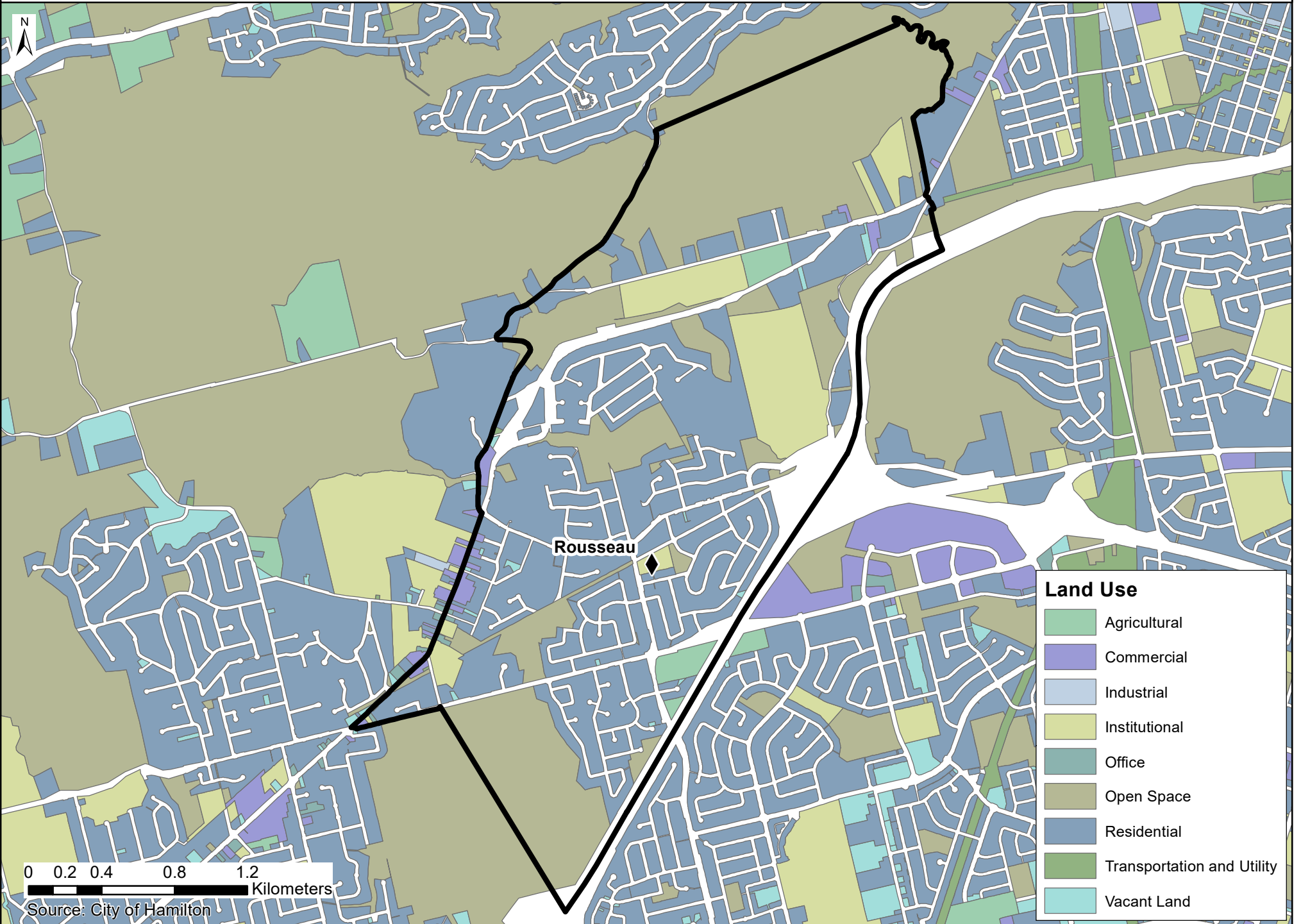
103 MCNIVEN ROAD, ANCASTER

HAMILTON – WENTWORTH
DISTRICT SCHOOL BOARD

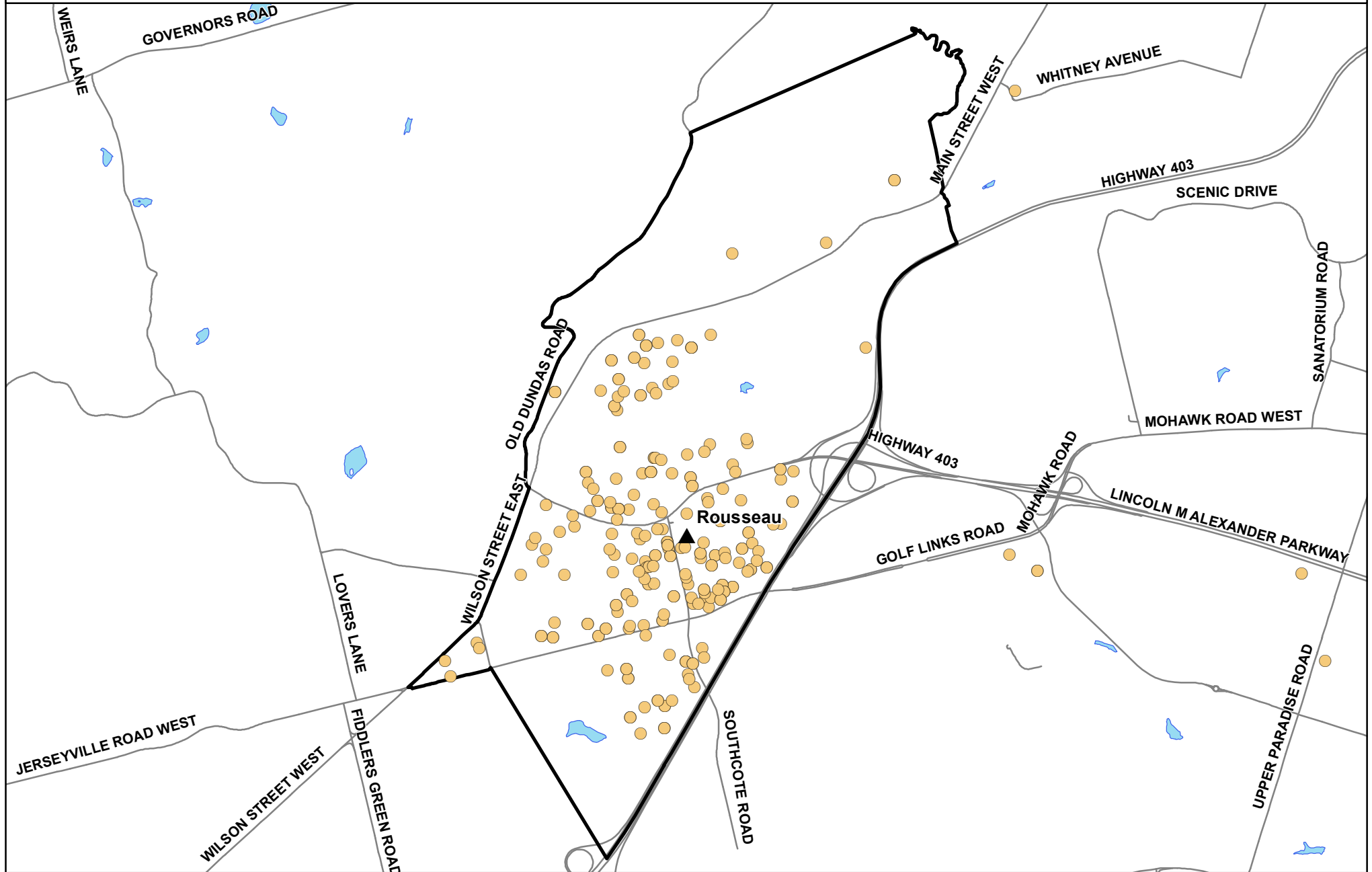


REV	DATE	DESCRIPTION	BY	CHD
ROSSEAU PUBLIC SCHOOL				
TITLE FIRST FLOOR PLANS ARCHITECTURAL				
SCALE: 1/16" = 1'-0"	DRAWN: DMS DATE: JUNE 2015	CHD: DMS DATE: JUN 15	APPROV: DMS DATE: JUN 15	
CONTRACT NO: 010	DWG NO: A-F1	REV: 00		

Attachment 7: HWDSB School Land Use Map Rousseau



Attachment 8: HWDSB Student Distribution Map Rousseau



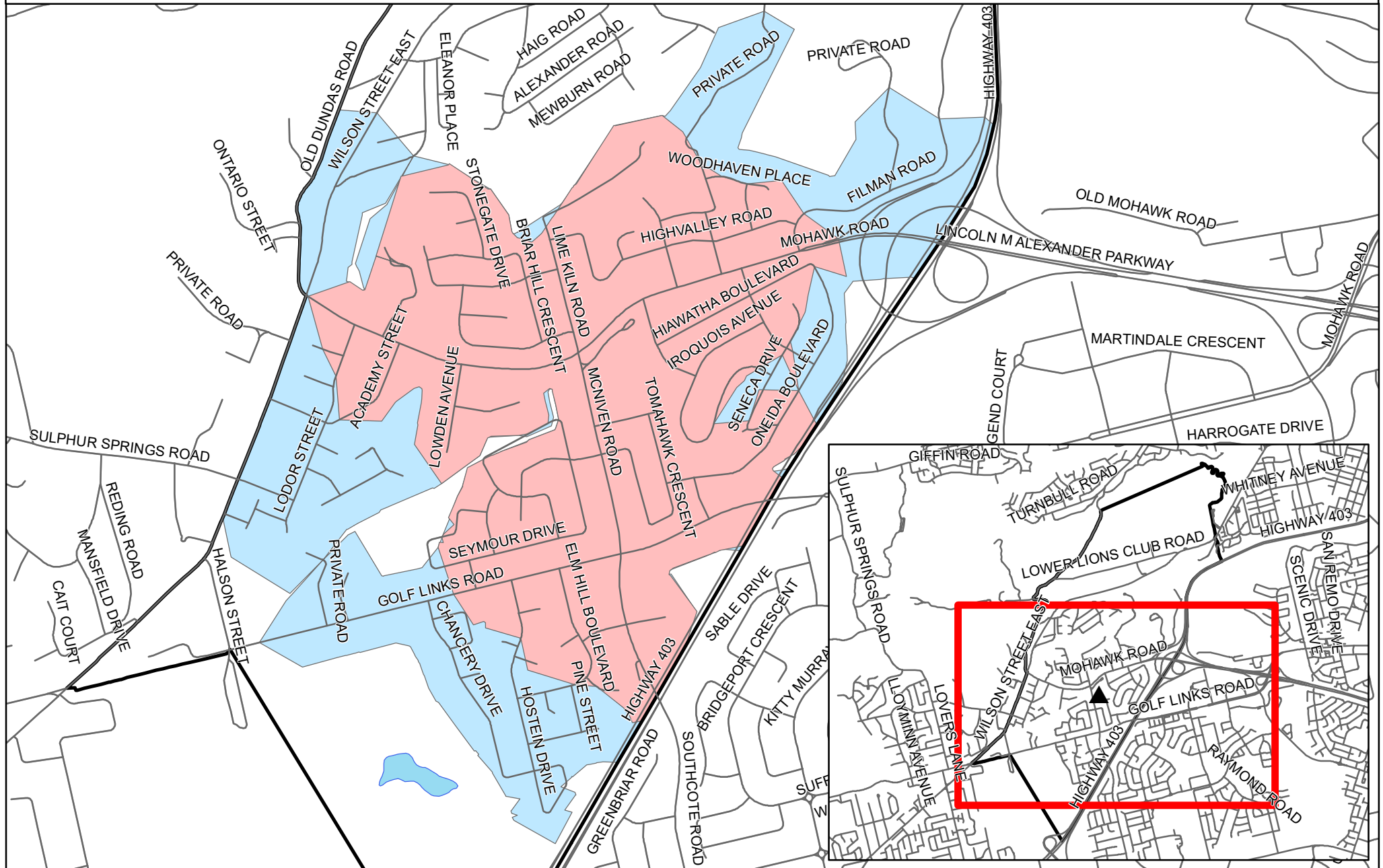
- ◆ Elementary ● Middle School ● Students
- ▲ Jr Elem ■ Secondary



0 0.4 0.8 1.6
KM



Attachment 9: HWDSB Walking Distance Map Rousseau



Rousseau

Rousseau

JK/SK Walking
Distance - 1 km

Gr. 1-6 Walking
Distance - 1.6 km

0 0.275 0.55 1.1 km

Note: Walking Distances shown are approximate. To determine exact eligibility for bussing, please contact Hamilton-Wentworth Student Transportation Services (HWSTS).



Hamilton- Wentworth District School Board
Planning and Accommodation 2016