

# WELCOME TO KINDERGARTEN

PARENT INFORMATION POWERPOINT

---



# WELCOME TO KINDERGARTEN


CLICK ON THE PICTURE TO VISIT THE LINK

---



# WELCOME TO PRINCE OF WALES

---




# Pictures of what your classroom will look like!

The view from our window... where we play outside.



The classroom is a fun and busy place. There are 5 kindergarten classrooms at Prince of Wales. We set it up to suit the needs of our students. We have a comfy location set up in our room. This is in case our students need a quiet place to sit, rest, read or listen to music. We have lots of toys, a building centre, a sand box, art centre and a dramatic play area. We also display our students' art, writing, math and scientific inquiry on our classroom bulletin boards throughout the year. The children love to see their work every day! We cannot wait for you to see your new classroom!



---

Here are more pictures of our classroom. We have lockers in the hallway that we use. The students can keep their indoor shoes and extra set of clothes in the lockers.



# BELL TIMES AND SAMPLE SCHEDULE

---

8:30- 9:50	Entry and Play block
9:50- 10:10	Carpet Time
10:10- 10:50	Nutrition Break
10:50 – 11:50	Outdoor Time
11:50 – 12:30	Outdoor Time
12:30 – 1:10	Nutrition Break
1:10 -2:10	Play Block
2:10 – 2:50	Carpet Time

# WHO ARE YOUR TEACHERS?

---

## Who will be Teaching My Child?


- *In a Kindergarten class, a teacher, Early Childhood Educator (ECE), and Educational Assistant (EA) “work together to help young students learn during the regular school day. These educators have complementary skills that create a learning environment to support the unique needs of each child” (Ministry of Education, 2020).*
- *Teachers, Early Childhood Educators (ECE) and Educational Assistants (EA) “work together to implement the program and maintain a safe and healthy learning environment” (Ministry of Education, 2020).*

# WHAT ARE THE ROLES OF THE TEACHER/ ECE / EA?

---

- What is the Role of a Teacher?
  - “Teachers have a knowledge of the broader elementary curriculum, assessment, evaluation and reporting, and child development. They are responsible for student learning, effective instruction and evaluation, and formal reporting to parents, based on the teacher-ECE team’s assessment of children’s progress” (Ministry of Education, 2020).
- What is the Role of an Early Childhood Educator (ECE)?
  - “ECEs have knowledge of early childhood development, observation skills and assessment skills. They bring a focus on age-appropriate program planning that promotes each child’s physical, cognitive, language, emotional, social and creative development and well-being” (Ministry of Education, 2020).
- What is the Role of an Educational Assistant (EA)?
  - Some students have “behavioural, communicational, intellectual, physical, or multiple exceptionalities” and they may require extra support in the classroom (Ministry of Education, 2020). Educational Assistants (EA) provide programming and special assistance to these students. As well, an EA supports “educators in the implementation of effective programs and/or services for students with special education needs” (Ministry of Education, 2020).

Together, the teacher, ECE and EA work as a team. They have the best interests of your child at heart each and every day!





# The 4 Frames

---

The four frames are what we assess your child on throughout the year. So, when you get your child's report card, there will be a comment for each of these 4 areas.

The Kindergarten Program seeks to teach the child as a whole. We believe children are capable, innovative, inquisitive, creative and thoughtful.

Our program is a play based emergent program where we teach according to the interests of your children. They will learn to read, write and do math in meaningful, fun and realistic ways.

## Belonging and Contributing

We are so happy to have your child in our class. Every day we are amazed by how much our kindergarten students grow, mature and develop throughout the school year. Every child is unique. We love fostering an excitement for school and learning. Every day we work together as a community in our class. We build relationships and care for one another.

---

## Self-Regulation and Well Being

In our class, the students continue to work on their skills in self-regulation. We talk about ways that we can stay healthy and keep active. We work together as a team. When we use kind words and actions, we make the classroom a fun and safe place for all! We continue to practice our problem solving strategies, especially when we do not agree with someone. Everyone has an opinion that matters. We are proud of how much our students grow throughout the year!

---

## Literacy and Mathematics

Every day, the students work on their literacy skills. We practice our letter names, letter sounds, our sight words, and our writing skills. We encourage our students to use writing as a way to express their thoughts and ideas. We share strategies with our families about reading together at home through a take home reading program. We also build on our skills in Mathematics. The students love to explore math manipulatives. As well, learn about shapes, numbers, patterning, graphing, data management, and more!

---


## Problem Solving and Innovating

The students are very creative and curious in our classroom. From building awesome ramps, to designing 3D sculptures, to painting beautiful pictures... we are always amazed! As a class we inquire, and recognize the students' interests to guide the explorations in our classroom.

# WHAT IS A PLAY-BASED PROGRAM?

“Play nourishes every aspect of children's development. ... Play develops the foundation of intellectual, social, physical, and emotional skills necessary for success in school and in life. It paves the way for learning”.

(Canadian Council on Learning, 2006, p. 2)



Play is how children learn! Children are naturally curious and ask questions. We call this learning through INQUIRY. Here, children ask questions and form theories. They spend time testing these theories and then create new learning. Mistakes are encouraged as students explore and discover the world around them.

They might wonder how a car goes down a ramp, problem solve how to create a mask out of paper, try to build a tall tower without it falling down, or they might be interested in starting a restaurant and figure out how to create menus and signs.

We run an EMERGENT curriculum, where the program is based on the interests of the children. So, if the children are interested in volcanoes, we get to learn about that! Whether the students see worms outside and start to question how they survive or whether they come in curious about weather – we get to study what they are naturally curious about!



# Communication

There are many ways we communicate with the families of the students in our class.

## CONVERSATIONS IN PERSON AT THE SCHOOL



## YOUR CHILD WILL HAVE A ZIPPER BAG.

These come to and from school to send back notes and home reading books.




## PHONE CALLS

You can always call the school with any questions, comments or concerns.








**WE WILL BE USING MICROSOFT TEAMS AS A WAY TO MESSAGE AND CONTACT FAMILIES.**



# What's For Lunch?

Make sure your child has a lunch bag that has enough space for lots of food and snacks. We encourage our families to pack healthy lunch for their child with a water bottle.



<b>MAIN GRAIN</b> 	<b>PROTEIN POWER</b> 	<b>FRUIT &amp; VEGGIES</b> 	<b>THIRST QUENCHERS</b> 	<b>YUMMY ADDITIONS</b> 
<ul style="list-style-type: none"> <li>• Bagel</li> <li>• Pita bread</li> <li>• Bread (whole wheat)</li> <li>• Flatbread/ tortilla</li> <li>• Pasta/ noodles</li> <li>• Rice</li> <li>• English muffin</li> <li>• Muffins</li> <li>• Crackers</li> <li>• Breadsticks</li> </ul>	<ul style="list-style-type: none"> <li>• Cheese (shredded, cubed, sliced)</li> <li>• Cream cheese</li> <li>• Cottage cheese</li> <li>• Hardboiled egg</li> <li>• Chicken or turkey</li> <li>• Canned fish (tuna, salmon)</li> <li>• Tofu</li> <li>• Hummus</li> <li>• Canned beans</li> </ul>	<ul style="list-style-type: none"> <li>• Carrots</li> <li>• Celery</li> <li>• Lettuce</li> <li>• Peppers</li> <li>• Cucumber</li> <li>• Apple</li> <li>• Pear</li> <li>• Strawberries</li> <li>• Orange</li> <li>• Banana</li> <li>• Broccoli</li> <li>• Cauliflower</li> <li>• Seeds</li> </ul>	<ul style="list-style-type: none"> <li>• Milk (white or chocolate milk)</li> <li>• 100% fruit juice</li> <li>• Vegetable juice</li> <li>• Yogurt and fruit</li> <li>• Shakes</li> <li>• Water</li> </ul>	<ul style="list-style-type: none"> <li>• Yogurt</li> <li>• Cereal bar</li> <li>• Pudding</li> <li>• Canned fruit</li> <li>• Squares (date, rice cereal...)</li> <li>• Raisins</li> <li>• Healthier Cookies</li> </ul>

## Let's Get Packing!



### TIPS FOR BACKPACKS:

- Make sure the backpack is nice and big to fit their lunch bag and clothes.
- Pack an extra pair of clothes for your child to keep at school.
- A side pocket is good to keep a water bottle!

## EXTRA BAG OF SPARE CLOTHES

Send your child to school with a spare change of clothes in a ziplock bag. These clothes will stay at school in case your child need to change.

### WHAT TO INCLUDE:

- Extra shirt and pants.
- Extra socks and underwear.



- Every child should have comfy clothes to wear at school.
- As the weather changes make sure they come to school with warm clothes.
- All students should have a pair of indoor shoes at school to wear every day!



# WHAT ARE SOME THINGS TO BE WORKING ON NOW?

---

If your child is not yet toilet trained, please continue to keep working on that over the summer.

Many students come knowing how to print their name and can recognize some of the letters of the alphabet – especially letters of people in their families. For example, “M” is for Mom and McDonalds.

Allow your child to be creative- explore painting, using scissors and making artwork. Take time to get outside and enjoy nature and speak to your children about the questions that they might have about the world around them.

Get your child to help you write out grocery lists or birthday cards (even if it is just scribbles- that is the beginning stages in writing). ENCOURAGE them and cheer them on and make learning a fun experience.

Most of all, continue to read books with them and talk to them. Oral language is the key to early literacy. If you have any questions, don't hesitate to contact us.



