

## Which university is right for me?

We profiled more than 70 of Canada's universities to help secondary students decide which school is the best fit.



Students share the Library Learning Lab at Wifred Laurie University in Waterloo.

ANYA ZOLEDZIOWSKI

SPECIAL TO THE GLOBE AND MAIL LAST UPDATED: WEDNESDAY, OCT. 18, 2017 5:37AM EDT

For many students gearing up to graduate from high school, a difficult task lies ahead – picking a university. Whether students want a school with a robust athletics department, innovative research or experiential learning programs, Canadian universities have a lot to offer. Students just need to know where to look.

This year, we connected with Canadian schools to find out which program offerings are out there and whether universities are adapting to Canadian trends.

We have compiled profiles detailing some of the most popular and unique postsecondary options in Canada, ranging from specialized programs to Indigenization of curricula and campus spaces to enhanced support for student run start ups.

In order to measure these universities against each other, we gathered data that demonstrates affordability, degree completion, student satisfaction, research funding, class size, innovation and other factors. As in past years, we relied on the National Survey of Student Engagement (NSSE), which allows students to rate their university experience in detail, so we can gain a clearer picture of how they view their academic institutions.

In this report, parents and students looking to explore the Canadian university landscape will find profiles of public, secular, degree-granting schools for English-speaking students, as well as snapshots of faith-based universities and francophone schools.

## **Methodology**

Compiling data from publicly available sources on financial, demographic and other aspects, we compared universities to their regional counterparts. Canada's five regions are covered in this report – British Columbia, the Prairie provinces, Ontario, Quebec and the Atlantic provinces. We detail how universities rank in their respective regions based on cost, financial aid, research, applied learning, library spending and overall student experience.

---

## **Tuition**

We sought out the most upto-date annual postsecondary costs that full-time undergraduate students should expect to pay, including tuition and compulsory fees (such as medical and dental insurance, transit passes and student union fees).

The legends and icons illustrate whether a university's tuition is at least \$300 above average (\$\$), average (\$) or at least \$300 below the provincial or regional average (\$).

Provincial averages were used for Quebec, B.C. and Ontario. Regional averages were used for Prairie and Atlantic provinces. For B.C., the median tuition rate was used instead of the average as a point of comparison to account for Quest University's high tuition.

---

## **Financial Aid**

Universities allot a certain percentage of their overall budgets in the form of scholarships and bursaries. We determined which schools devote aboveaverage (green), average (yellow) and below-average (red) proportions of their overall budgets to financial aid. (Universities in the Atlantic and Prairie provinces, Quebec and Ontario rated at least 20 per cent above or below the regional average; those in British Columbia were at least 50 per cent above or below the provincial average.)

---

## **Research**

Many schools in the country benefit from funds from the three major national research funding councils. The 10 universities receiving the largest amounts of research funding from SSHRC, NSERC and CIHR are indicated in green; those universities awarded with \$20-million or more are shown in yellow.

---

## **Applied**

Universities that specialize in applied or vocational training receive special recognition.

---

## **Library**


We rate universities based on their per-student spending on library resources. Yellow icons indicate average spending; red icons, below-average spending;

and green icons, above-average spending (at least 50 per cent, except for Quebec schools, for which at least 20 per cent is used).

## Student Experience

Using the most recent available NSSE responses from senior students who rated their overall university experience, we determined whether schools offer above-average (green), average (yellow) or below average (red) educational experiences. (Some schools did not participate or reveal their scores.)

Considerably below average is defined as 0.2 points below the NSSE average. Most of the NSSE results are from 2014, but there are exceptions: Acadia and UBC: 2013; Cape Breton, Kwantlen, Queen’s, Quest, Royal Roads, University of Northern British Columbia and the University of the Fraser Valley: 2016; University of New Brunswick: 2015.



# AB



## ALBERTA

	TUITION AND FEES	BURSARIES AND AWARDS	CONDUCT RESEARCH	APPLIED LEARNING	LIBRARY RESOURCES	STUDENT EXPERIENCE
Alberta College of Art + Design	\$			●		
University of Alberta	\$\$\$	●	●		●	●
Athabasca University	\$\$\$	●			●	
University of Calgary	\$\$\$	●	●		●	●
University of Lethbridge	\$\$	●			●	●
MacEwan University	\$\$	●	●		●	
Mount Royal University	\$\$\$	●	●		●	●

# SK



## SASKATCHEWAN

	TUITION AND FEES	BURSARIES AND AWARDS	CONDUCT RESEARCH	APPLIED LEARNING	LIBRARY RESOURCES	STUDENT EXPERIENCE
University of Regina	\$\$\$	●			●	●
University of Saskatchewan	\$\$\$	●	●		●	●

# MB

## MANITOBA

	TUITION AND FEES	BURSARIES AND AWARDS	CONDUCT RESEARCH	APPLIED LEARNING	LIBRARY RESOURCES	STUDENT EXPERIENCE
Brandon University	\$	●			●	●
University of Manitoba	\$	●	●		●	●
University of Winnipeg	\$	●			●	●

# ON



## ONTARIO

	TUITION AND FEES	BURSARIES AND AWARDS	CONDUCT RESEARCH	APPLIED LEARNING	LIBRARY RESOURCES	STUDENT EXPERIENCE
	\$	\$	\$	\$	\$	\$
Algoma University	\$	●			●	●
Brock University	\$\$	●			●	●
Carleton University	\$\$	●	●		●	●
University of Guelph	\$\$	●	●	●	●	●
Lakehead University	\$	●			●	●
Laurentian University	\$	●			●	●
McMaster University	\$\$	●	●		●	●
Nipissing University	\$\$	●			●	●
OCAD University	\$\$	●		●	●	
University of Ontario Institute of Technology	\$\$\$	●		●	●	
University of Ottawa	\$\$	●	●		●	●
Queen's University	\$\$	●	●		●	●
Ryerson University	\$\$	●		●	●	●
University of Toronto	\$\$	●	●		●	●
Trent University	\$\$\$	●			●	●
University of Waterloo	\$\$	●	●		●	●
University of Western Ontario	\$\$	●	●		●	
Wilfrid Laurier University	\$\$	●			●	●
University of Windsor	\$\$	●			●	●
York University	\$\$	●	●		●	●

# QC



## QUEBEC

	TUITION AND FEES	BURSARIES AND AWARDS	CONDUCT RESEARCH	APPLIED LEARNING	LIBRARY RESOURCES	STUDENT EXPERIENCE
	\$	\$	\$	\$	\$	\$
Bishop's University	\$\$	●			●	●
Concordia University	\$\$	●			●	●
McGill University	\$\$	●	●		●	●

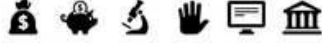
\* Out-of-province figures used.



**NB**

**NEW BRUNSWICK**

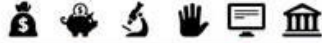
TUITION AND FEES  
 BURSARIES AND AWARDS  
 CONDUCT RESEARCH  
 APPLIED LEARNING  
 LIBRARY RESOURCES  
 STUDENT EXPERIENCE



Mount Allison University	\$\$\$	●			●	●
University of New Brunswick	\$\$\$	●			●	●
St. Thomas University	\$\$\$	●			●	●

**NS**

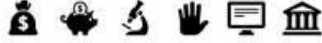
**NOVA SCOTIA**



Acadia University	\$\$\$	●			●	●
Cape Breton University	\$	●		●	●	●
Dalhousie University	\$\$\$	●	●		●	●
University of King's College	\$\$	●			●	
Mount Saint Vincent University	\$	●		●	●	●
NSCAD University	\$\$\$	●		●	●	
St. Francis Xavier University	\$\$\$	●			●	●
Saint Mary's University	\$	●			●	●

**PE**

**PRINCE EDWARD ISLAND**



University of Prince Edward Island	\$\$	●			●	●
------------------------------------	------	---	--	--	---	---

**NL**

**NEWFOUNDLAND AND LABRADOR**



Memorial University of Newfoundland	\$	●			●	●
-------------------------------------	----	---	--	--	---	---