PAGE 3: Demographics

Q2

Customize Export

## Does your child(ren) get to school:

Answered: 23 Skipped: 0

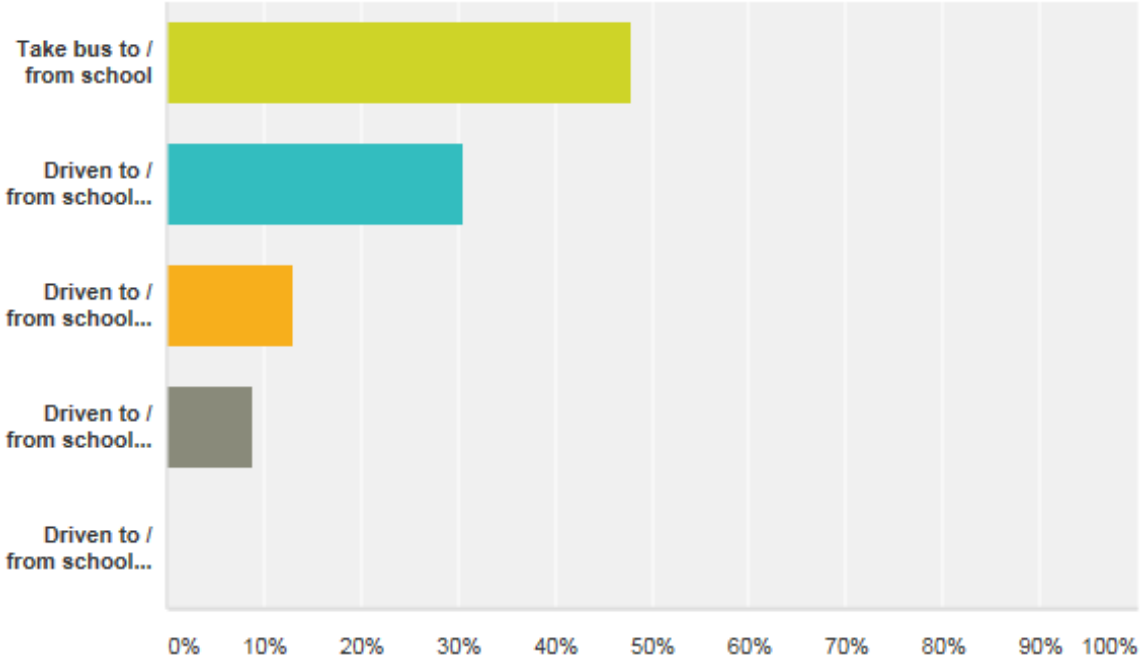


| Answer Choices | Responses | |
|---|---|---|
| Take bus to / from school | 47.83% | 11 |
| Driven to / from school (less than 5 kms one way) | 30.43% | 7 |
| Driven to / from school (6-10 kms one way) | 13.04% | 3 |
| Driven to / from school (11-20 kms one way) | 8.70% | 2 |
| Driven to / from school (more than 20 kms one way) | 0.00% | 0 |
| Total | | 23 |

PAGE 4: Communication

Q3

Customize Export

## How often do you:

Answered: 23 Skipped: 0

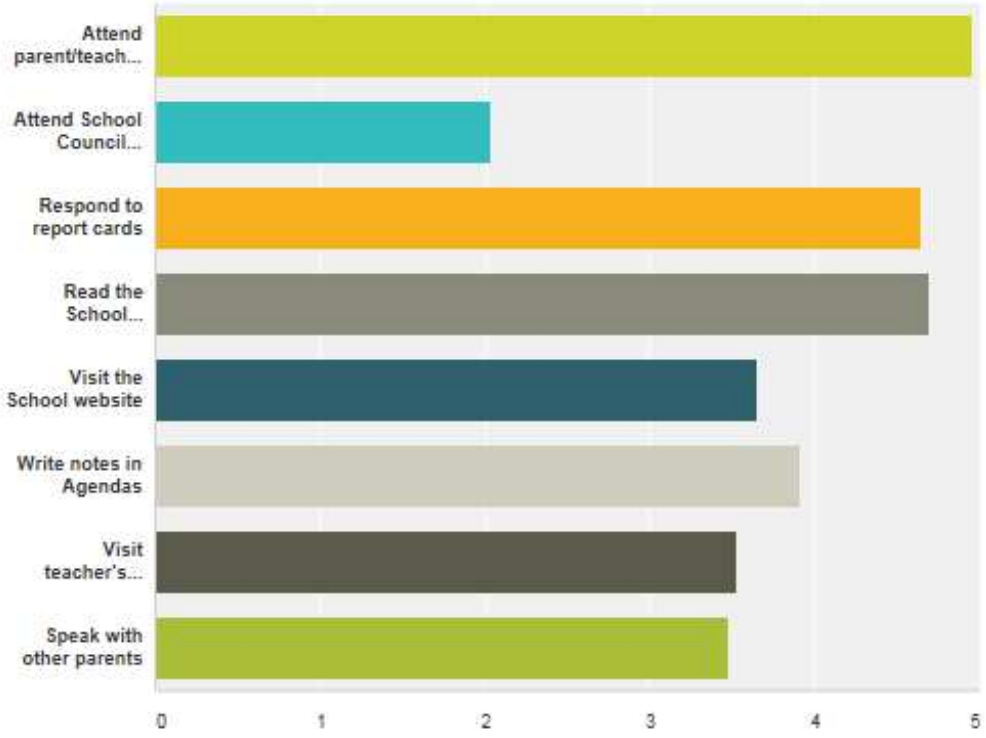


| | Never | Rarely | Sometimes | Frequently | Always | N/A | Total | Average Rating |
|---|---|---|---|---|---|---|---|---|
| Attend parent/teacher interviews & meetings | 0.00% 0 | 0.00% 0 | 0.00% 0 | 4.35% 1 | 95.65% 22 | 0.00% 0 | 23 | 4.96 |
| Attend School Council meetings | 65.22% 15 | 4.35% 1 | 4.35% 1 | 13.04% 3 | 13.04% 3 | 0.00% 0 | 23 | 2.04 |
| Respond to report cards | 0.00% 0 | 4.35% 1 | 8.70% 2 | 4.35% 1 | 82.61% 19 | 0.00% 0 | 23 | 4.65 |
| Read the School newsletter | 0.00% 0 | 0.00% 0 | 4.35% 1 | 21.74% 5 | 73.91% 17 | 0.00% 0 | 23 | 4.70 |
| Visit the School website | 4.35% 1 | 13.04% 3 | 26.09% 6 | 26.09% 6 | 30.43% 7 | 0.00% 0 | 23 | 3.65 |
| Write notes in Agendas | 0.00% 0 | 8.70% 2 | 30.43% 7 | 21.74% 5 | 39.13% 9 | 0.00% 0 | 23 | 3.91 |
| Visit teacher's website | 0.00% 0 | 13.04% 3 | 26.09% 6 | 30.43% 7 | 13.04% 3 | 17.39% 4 | 23 | 3.53 |
| Speak with other parents | 0.00% 0 | 21.74% 5 | 30.43% 7 | 26.09% 6 | 21.74% 5 | 0.00% 0 | 23 | 3.48 |

PAGE 5: Parent Engagement

Q4

Customize Export

## Are you satisfied with your level of engagement:

Answered: 22 Skipped: 1

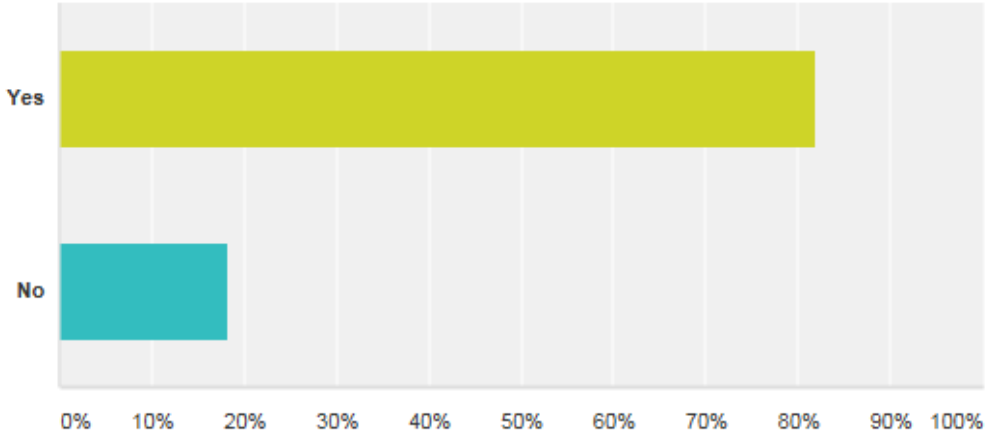


| Answer Choices | Responses | |
|---|---|---|
| Yes | 81.82% | 18 |
| No | 18.18% | 4 |
| Total | | 22 |

PAGE 6: Parent Engagement

Q5

Customize Export

## Would you like to be more engaged : (Please check all that apply)

Answered: 23 Skipped: 0

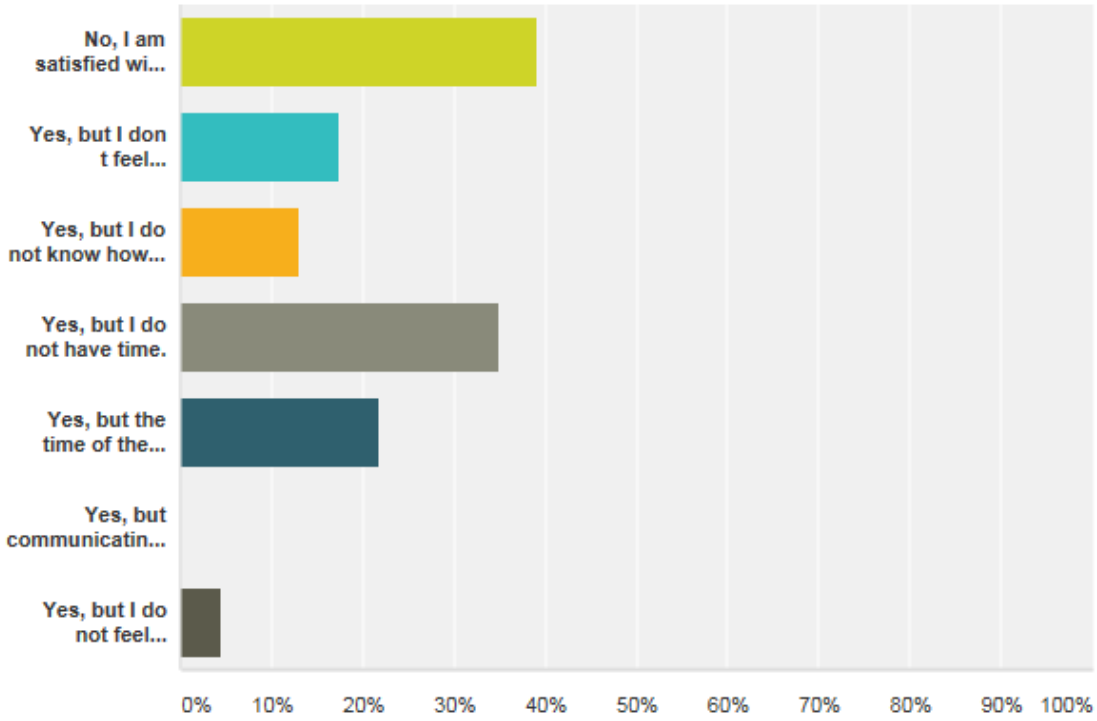


| Answer Choices | Responses | |
|---|---|---|
| No, I am satisfied with my current level of participation. | 39.13% | 9 |
| Yes, but I don t feel encouraged by the school. | 17.39% | 4 |
| Yes, but I do not know how to get involved. | 13.04% | 3 |
| Yes, but I do not have time. | 34.78% | 8 |
| Yes, but the time of the events/meetings,etc are inconvenient. | 21.74% | 5 |
| Yes, but communicating in English is difficult for me. | 0.00% | 0 |
| Yes, but I do not feel comfortable. | 4.35% | 1 |
| Total Respondents: 23 | | |

## What barriers make it difficult for you to be more engaged: (Please check all that apply)

Answered: 23 Skipped: 0

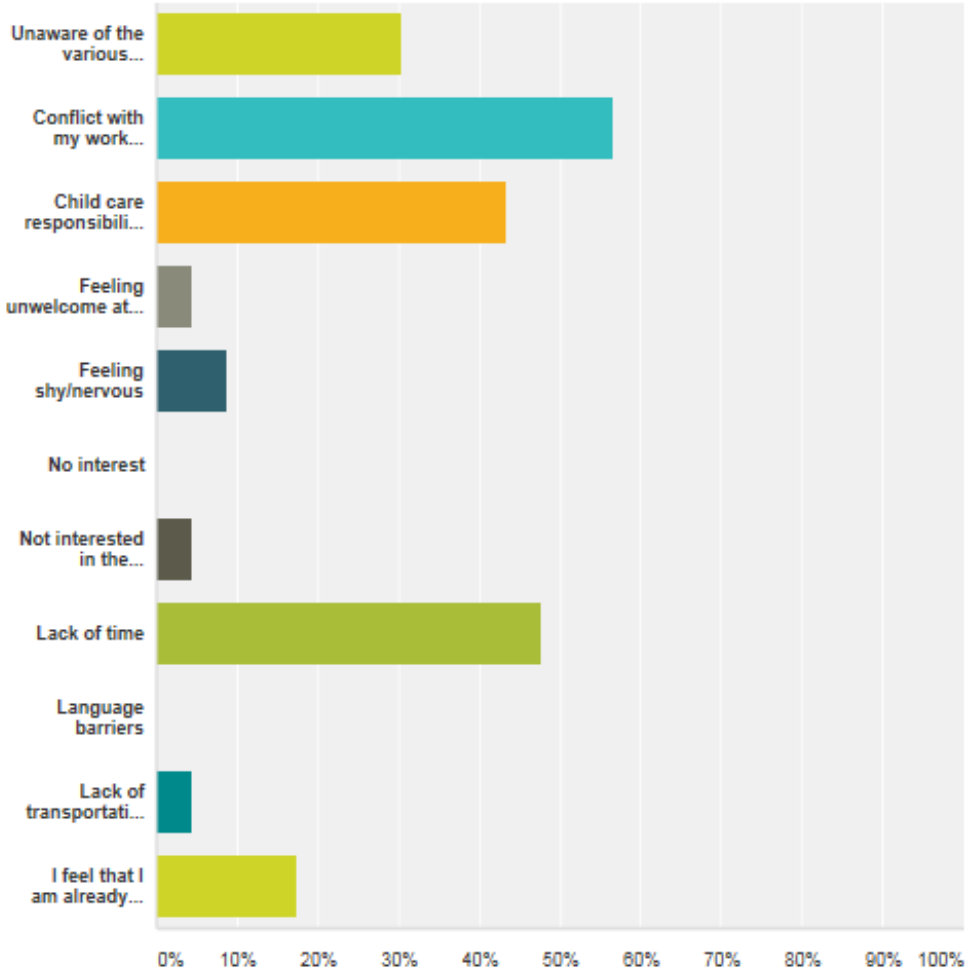


| Answer Choices | Responses | |
|---|---|---|
| Unaware of the various opportunities | 30.43% | 7 |
| Conflict with my work schedule | 56.52% | 13 |
| Child care responsibilities | 43.48% | 10 |
| Feeling unwelcome at the school | 4.35% | 1 |
| Feeling shy/nervous | 8.70% | 2 |
| No interest | 0.00% | 0 |
| Not interested in the opportunities/events offered | 4.35% | 1 |
| Lack of time | 47.83% | 11 |
| Language barriers | 0.00% | 0 |
| Lack of transportation to the school | 4.35% | 1 |
| I feel that I am already engaged sufficiently | 17.39% | 4 |
| Total Respondents: 23 | | |

## Have you attended / participated in past events

Answered: 23 Skipped: 0

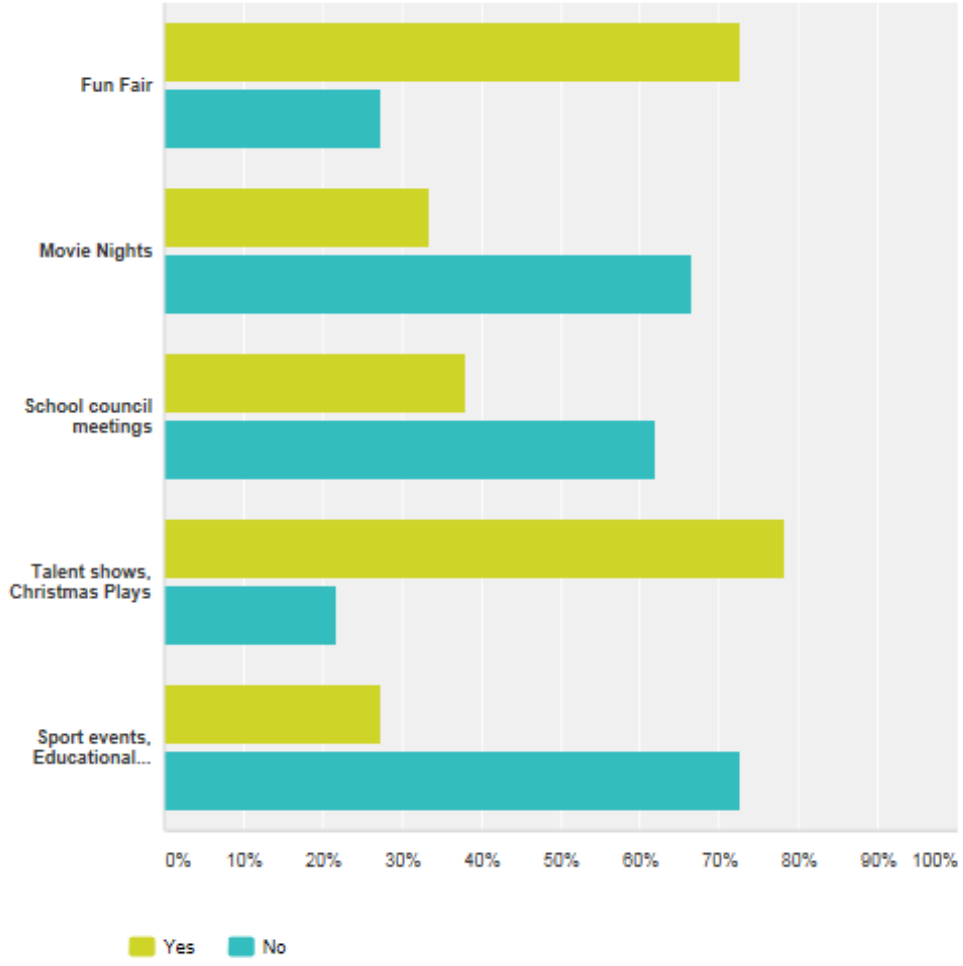


| | Yes | No | Total Respondents |
|---|---|---|---|
| Fun Fair | 72.73% 16 | 27.27% 6 | 22 |
| Movie Nights | 33.33% 7 | 66.67% 14 | 21 |
| School council meetings | 38.10% 8 | 61.90% 13 | 21 |
| Talent shows, Christmas Plays | 78.26% 18 | 21.74% 5 | 23 |
| Sport events, Educational trips | 27.27% 6 | 72.73% 16 | 22 |

PAGE 7: Parent Engagement

Q6

Customize Export

## Are you aware of School events ahead of time?

Answered: 23 Skipped: 0

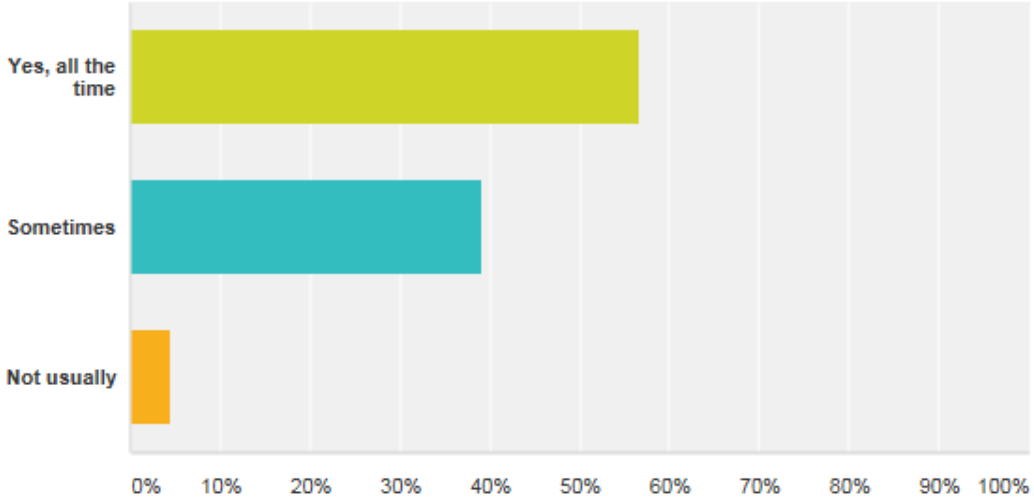


| Answer Choices | Responses | |
|---|---|---|
| Yes, all the time | 56.52% | 13 |
| Sometimes | 39.13% | 9 |
| Not usually | 4.35% | 1 |
| Total | | 23 |

PAGE 9: Parent Engagement

Q9

Customize Export

## Are there areas of interest that you would consider being more involved: (Please check all that apply)

Answered: 22 Skipped: 1

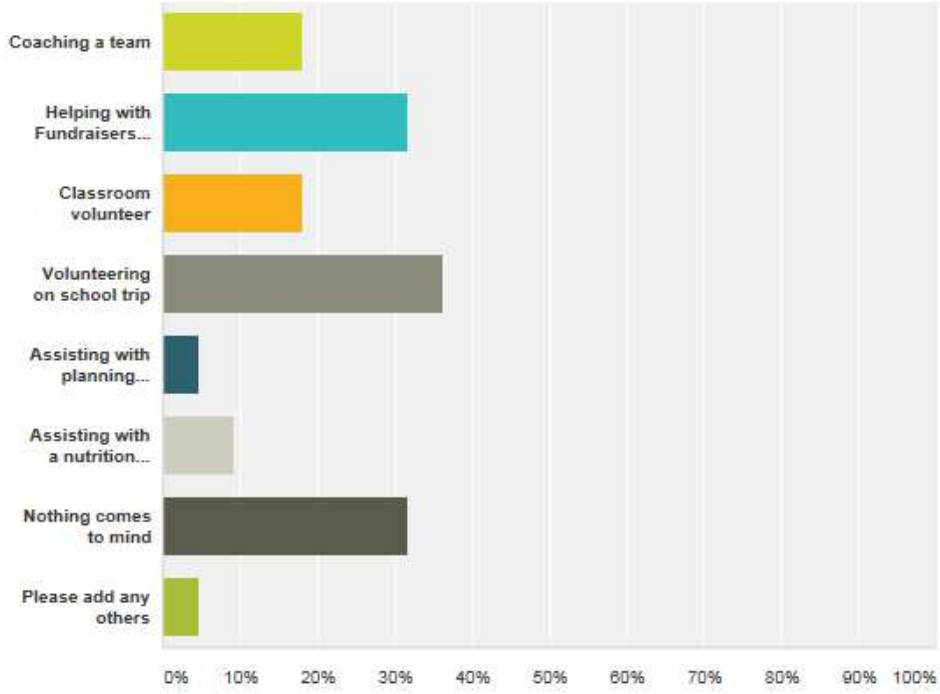


| Answer Choices | | Responses | |
|---|---|---|---|
| Coaching a team | | 18.18% | 4 |
| Helping with Fundraisers (Fun Fair committee, etc) | | 31.82% | 7 |
| Classroom volunteer | | 18.18% | 4 |
| Volunteering on school trip | | 36.36% | 8 |
| Assisting with planning graduations | | 4.55% | 1 |
| Assisting with a nutrition program | | 9.09% | 2 |
| Nothing comes to mind | | 31.82% | 7 |
| Please add any others | Responses | 4.55% | 1 |

Total Respondents: 22

PAGE 10: Parent Engagement

Q10

Customize Export

## The School applies for a Parent Engagement Fund designed to promote and increase parent involvement. We are currently looking at options on where to apply funds we received. Which activities may interest you: (check all that apply)

Answered: 22 Skipped: 1

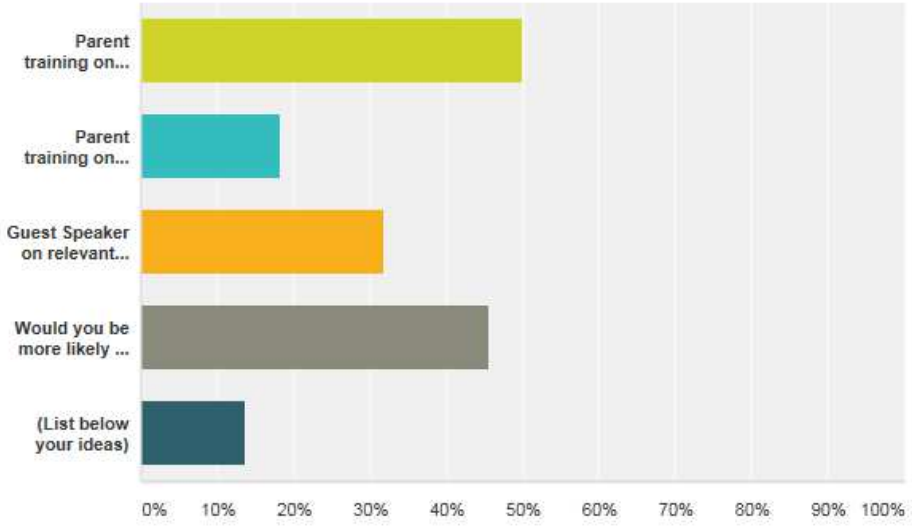


| Answer Choices | Responses | |
|---|---|---|
| Parent training on assisting with French homework | 50.00% | 11 |
| Parent training on assisting with other homework | 18.18% | 4 |
| Guest Speaker on relevant topic (bullying, technology,etc) | 31.82% | 7 |
| Would you be more likely to attend if childcare at the school was provided (check here) | 45.45% | 10 |
| (List below your ideas) | 13.64% | 3 |
| Total Respondents: 22 | | |