



Welcome
to
KINDERGARTEN
ORIENTATION

About our school

- Memorial Elementary School is a beautiful building that opened in 1919. It was built as a memorial to the men and women who gave their lives in World War I.
- Our Principal is Mrs. Ziric and our VP is Mr. Robertson
- We currently have 3 Kindergarten classes.
- The educator teams for next year will be Mrs. Vann & Mrs. Bingham, Mrs. Mrkovic & Mrs. Van Ravenstein, and Mrs. Smith & Reanne Lucek
- Our school also has an amazing team of Educational Assistants who support identified students.
- Before & After School care at Memorial is provided through the YWCA childcare.



Getting to know your child is our priority

- Educators observe each child to find their interests, their strengths and their learning needs
- Observation and assessment shape the play-based learning program
- Educators plan programming to meet each child's needs based on skills and strategies demonstrated
- Educators communicate with parents in many ways



Your child's day

- Full day, every day
- Nutritious snack program
- Outdoor exploration
- Variety of activity levels
- Arrival and departure
- Transportation
- Before and after-school programs (childcare)



DROP OFF/PICK UP

- *Memorial School Bell Times 8:45am-3:05pm*
- *Educators are on duty in the Kindergarten playground (off of Ottawa St.) starting 15 minutes before the morning bell.*
- *Most of our students are dropped off to school by their guardians, but we do have a school bus for eligible students. The YWCA child care will also drop off and pick up children who are enrolled in their program.*
- *Students will only be released to someone on their approved list. If someone different will be picking up your child we must be notified in advance.*

Nutrition Breaks

- *We have 2 Nutrition Breaks 10:25-11:05 and 12:45-1:25*
- *We are a Nut safe school*
- *Lunch containers*
- *Some guardians choose to label their child's lunch containers with a 1 or 2 to help their children determine which items to eat at each break, or so that your child does not eat everything during 1st break and have nothing left for 2nd break.*
- *Snack Bins.*


- *Washroom Routines*
- Our Kindergarten students have lockers.
- Please send extra clothing labelled with your child's name.
 - In Kindergarten, sometimes things get messy. (mud, puddles, paint, drink spills, toilet accidents etc.)
- *Dressing – extra clothes, labels, indoor shoes, backpacks*
- Please send a pair of shoes (velcro or slip-on) to keep at school.
- Backpacks
- *First Day of School*

The Kindergarten Program

- Play based
- Child centred
- Developmentally appropriate
- Inclusive
- Provides a safe and caring environment




A look at our school day



Lockers



Gym



Library



PROGRAMS

Classroom Mini Marsh

Creating a Mini Marsh

Registration for 2027 is CLOSED.

What is the Classroom Mini Marsh Program?

Since 1993 the Bay Area Restoration Council (BARC) and Royal Botanic Gardens (RBG) have been offering Mini Marsh kits to local schools. Kits include instructions, different types of rooted marsh plants, a boat, gravel and a snail. These kits are available free of charge to teachers across the watershed and beyond. Teachers are provided with information to share with their students, including facts about BRAC, the [Sustainable School Act](#), and the [importance of Coastal Ecosystems](#). Participating classes plant the plants in the school courtyard for the water level in the boat, and watch their Mini Marshes grow. At the end of the school year the plants can be returned to the RBG Invasive Control for planting in Lakeshore marsh, connecting students with the restoration of this Hamilton Invasive Ecosystem. Students can also book a program at the [RBG](#), and plant the Mini Marshes themselves. Approximately 300 kids participate in this program each year.


















PATTERNS, PATTERNS,



EVERYWHERE!



Learning About Shapes

Shape	Name	Number of Sides	Number of Vertices
□	Square	4	4
○	Circle	0 (infinite)	0
△	Triangle	3	3
◇	Rhombus	4	4
▭	Rectangle	4	4
⬠	Pentagon	5	5
⬡	Hexagon	6	6
⬢	Octagon	8	8
⬤	Trapezoid	4	4
⬥	Oval	0 (infinite)	0

How Many Sides Do Shapes Have?

0	1	2	3
○	○	○	△
□	□	□	□
⬠	⬠	⬠	⬠
⬡	⬡	⬡	⬡
⬢	⬢	⬢	⬢
⬤	⬤	⬤	⬤
⬥	⬥	⬥	⬥
⬦	⬦	⬦	⬦
⬧	⬧	⬧	⬧
⬨	⬨	⬨	⬨



Five Little Penguins Slipping on the Ice
by Steve Metzger - Illustrated by Laura Bryant
SCHOLASTIC

Exploring The Outdoors



KINDERGARTEN LOOKS, FEELS, SOUNDS LIKE...

- Inventive
- Active areas
- Varied materials and manipulatives
- Reasonable risk-taking
- Reflects students & families (photos, messages, language, culture)

- Choice
- Student Voice
- Co-constructed spaces
- Friendly
- Supportive
- Happy
- Welcoming

- Contemplative
- Flexible, adaptive spaces
- Quiet Spaces
- Curiosity-filled

- Incubator for new ideas
- Experiment & test site
- Literacy and Numeracy Spaces
- Collaborative (small & large groups)
- Student & student conversations
- Educator & student conversations

- Social
- Creative
- Small & large gathering spaces (indoor/outdoor)

- Accessible spaces for inquiry, investigation, thinking, exploring and communicating
- Acoustics for dialogue and sharing
- Varied lighting & surfaces (dim, bright, soft, reflective, mirrored)



MATHEMATICS IN KINDERGARTEN



From 2D line segments to 3D forts



More elaborate structures



Geometry



Communication of Learning

- Fall - Initial Observations report
- Winter and Spring - Communication of Learning reports

Full day Kindergarten: Understanding Your Child's Reports <http://bit.ly/2V7xqxC>

Ontario Ministry of Education Kindergarten Communication of Learning Initial Observations [Board Logo](#)

Date:

Student:	DEN:	Days Absent:	Total Days Absent:
Year 1 <input type="checkbox"/> Year 2 <input type="checkbox"/> Teacher:		Times Late:	Total Times Late:
Early Childhood Educator:	Early Childhood Educator:		
Board:	School:		
Address:	Address:		
	Principal:	Telephone:	

Key Learning / Growth in Learning / Next Steps in Learning ESL IEP

[Comments about student learning should be entered in a font size that is clear and legible.]

ESL - English as a Second Language
IEP - Individual Education Plan

304E (2015/06) © Queen's Printer for Ontario, 2016 Kindergarten Page 1 of 2

How can you get involved?



- Attend our school events
- Volunteer
- School Council
- Attend parent/caregiver/educator conferences
- Join an HWDSB advisory committee

Roles in a school community

- Parent/caregiver
- Teachers and Early Childhood Educators
- Educational Assistants
- Learning Resource Teachers (LRT)
- Principal
- Community Partners
- Speech-Language Pathologists





The **COUNTDOWN** to the **first day** of school!

- Visit your family doctor – immunizations
- Get a vision test – free eyeglasses in JK year: hwdsb.info/2PRmreS
- Address speech concerns – Early Words: hwdsb.info/2Rszrlo
 - *(Referrals only possible up to June 15 of a child's first year in kindergarten).*



Resources:

- Attend a Check It Out Clinic: hwdsb.info/2SrbfXe
- Review the FREE LookSee Developmental Screen: www.lookseechecklist.com
- Summer – play groups, sleep routines, independent skills
- Find resources at www.hwdsb.on.ca/kindergarten/

We look forward to meeting you and your child!

