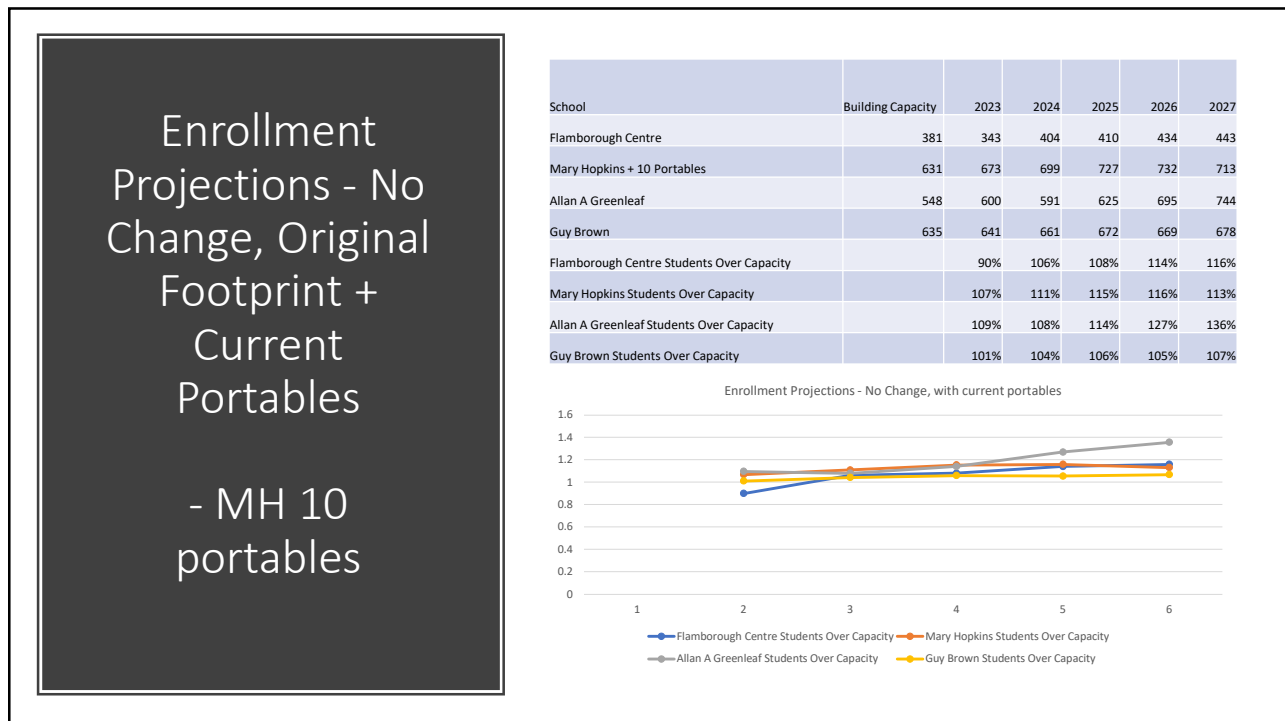


Accommodation Review Notes

Prepared By: Carley Casey

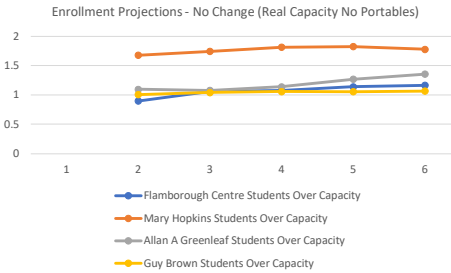
1



2

Enrollment Projections - No Change, Original Building Footprint (No Portables)

School	Building Capacity	2023	2024	2025	2026	2027
Flamborough Center	381	343	404	410	434	443
Mary Hopkins	401	673	699	727	732	713
Allan A Greenleaf	548	600	591	625	695	744
Guy Brown	635	641	661	672	669	678
Flamborough Centre Students Over Capacity		90%	106%	108%	114%	116%
Mary Hopkins Students Over Capacity		168%	174%	181%	183%	178%
Allan A Greenleaf Students Over Capacity		109%	108%	114%	127%	136%
Guy Brown Students Over Capacity		101%	104%	106%	105%	107%

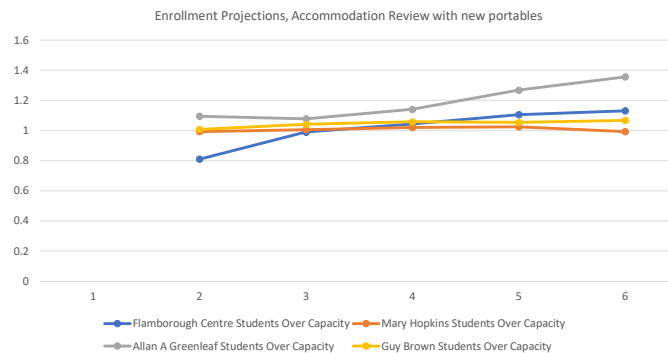


3

Enrollment Projections after Accommodation Review – with additional portables

Note:
-MH 12 Portables
-FC 2 Portables

School	Building Capacity	2023	2024	2025	2026	2027
Flamborough Centre + 2 portables	427	346	423	446	472	483
Mary Hopkins + 12 portables	677	673	681	691	694	673
Allan A Greenleaf	548	600	591	625	695	744
Guy Brown	635	641	661	672	669	678
Flamborough Centre Students Over Capacity		81%	99%	104%	111%	113%
Mary Hopkins Students Over Capacity		99%	101%	102%	103%	99%
Allan A Greenleaf Students Over Capacity		109%	108%	114%	127%	136%
Guy Brown Students Over Capacity		101%	104%	106%	105%	107%



4

Enrollment Projections after Accommodation Review – No Portables

* more accurate depiction of real capacities of each school

School	Building Capacity	2023	2024	2025	2026	2027
Flamborough Centre	381	346	423	446	472	483
Mary Hopkins	401	673	681	691	694	673
Allan A Greenleaf	548	600	591	625	695	744
Guy Brown	635	641	661	672	669	678
Flamborough Centre Students Over Capacity		91%	111%	117%	124%	127%
Mary Hopkins Students Over Capacity		168%	170%	172%	173%	168%
Allan A Greenleaf Students Over Capacity		109%	108%	114%	127%	136%
Guy Brown Students Over Capacity		101%	104%	106%	105%	107%

Enrollment Projections, Accommodation Review - no portables, true capacity

5

Challenges Facing Mary Hopkins due to Massive Overcapacity

EQAO Results by School

- Mary Hopkins has significantly lower scores when compared to schools in Waterdown – often teachers must focus on safety rather than teaching material

School	Math	Reading	Writing
Mary Hopkins	39%	59%	56%
Flamborough Centre	NR	NR	NR
Allan A Greenleaf	72%	83%	72%
Guy Brown	42%	63%	57%

Staff Parking Pressures

- Currently approximately 57 staff, 37 Legal Parking Spaces
- Staff parking on side of driveway leaving little room to pass which creates a safety hazard

Parking required with 10 Portables	36.25
Parking required with 12 Portables	38.75

Washroom Challenges

- 7 Kindergarten classes – only 4 with in class washroom facility causing lots of accidents
- 4 Teacher washrooms – included in permit count, but students don't have access
- Disgusting washrooms – approximately 470 kids are using two male and two female bathrooms, with that volume of usage they are impossible to keep clean
- Constant Broken Fixtures – 1 stall in the boys basement bathroom and 1 stall in the boys upstairs bathroom are currently closed

6