



*Welcome*  
*to*  
**KINDERGARTEN**  
**ORIENTATION**

# Welcome to Highview!



# Getting to know your child is our priority

- Educators observe each child to find their interests, their strengths and their learning needs
- Observation and assessment shape the play-based learning program
- Educators plan programming to meet each child's needs based on skills and strategies demonstrated
- Educators communicate with parents in many ways



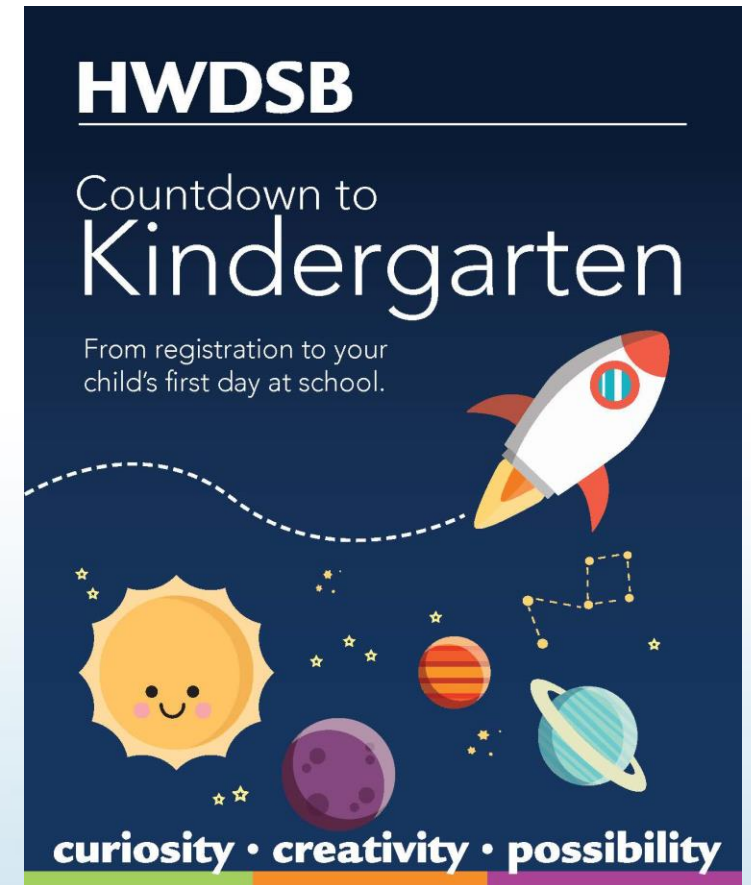
# The Kindergarten Program

- Play based
- Child centred
- Developmentally appropriate
- Inclusive
- Provides a safe and caring environment



# Your child's day

- Full day, every day
- Outdoor exploration – dress for the weather
- Variety of activity levels
- Arrival and departure (8:15 A.M. – 2:35 P.M.)
- 2 Nutrition Breaks  
(9:55 – 10:35 A.M. 12:15 – 12:55 P.M.)
- Before and after-school programs (childcare)



# Lunches

- Our school is a NUT-SAFE school.
- Only send food that is nut free.



- Transportation
  - Students residing in all urban and rural areas as defined by the City of Hamilton Official Plan will be eligible for transportation services to their in-catchment school when the walking distance exceeds the following:

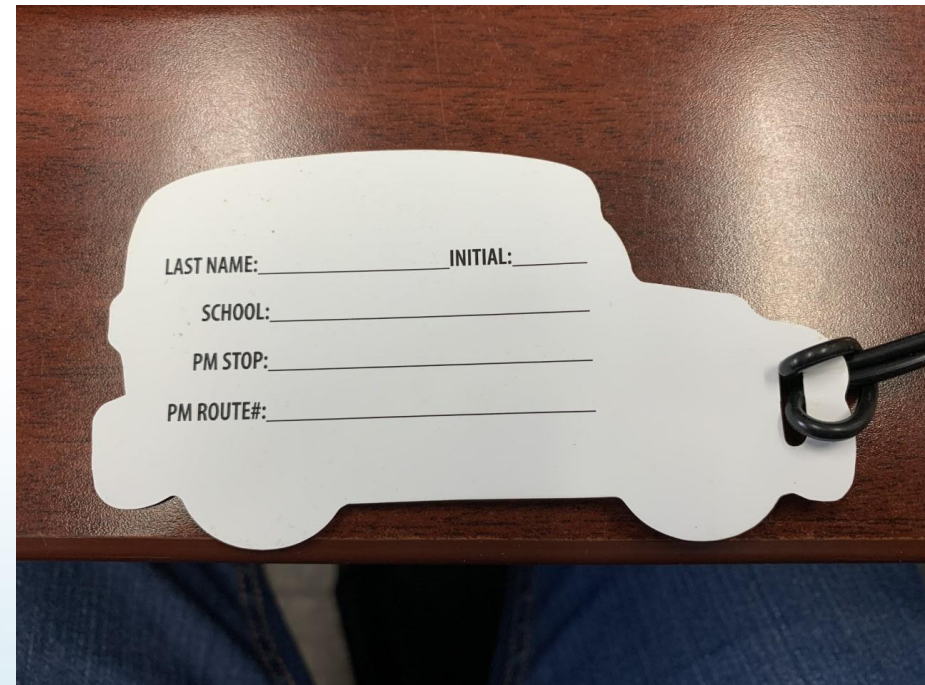
**Elementary School**

**Kindergarten**

**1.2 km**

- We have 2 bus routes
- Transportation will connect with families near the beginning of the school year.

<https://www.hamiltonschoolbus.ca/faq.aspx>





- Before and after-school programs (**YMCA**)

<https://www.ymcahbb.ca/Programs/Categories/Child-Care/Before-and-After-School-Programs/Hamilton-SACC-Registration>

**Contact Information:**


YMCA Office

905.317.4916

[hamilton.sacc@ymcahbb.ca](mailto:hamilton.sacc@ymcahbb.ca)

At this time registration is online only.

# A look at our school day:







# Communication of Learning

- Fall - Initial Observations report
- Winter and Spring - Communication of Learning reports

Full day Kindergarten: Understanding Your Child's Reports <http://bit.ly/2V7xqxC>

Ontario Ministry of Education Kindergarten Communication of Learning Initial Observations [Event Log](#)

Date:

|   |                           |              |                    |
|---|---------------------------|--------------|--------------------|
| Student:  | DEN:                      | Days Absent: | Total Days Absent: |
| Year 1 <input type="checkbox"/> Year 2 <input type="checkbox"/> | Teacher:                  | Times Late:  | Total Times Late:  |
| Early Childhood Educator:                                       | Early Childhood Educator: |              |                    |
| Board:  | School:                   |              |                    |
| Address:  | Address:                  |              |                    |
|   | Principal:                | Telephone:   |                    |

**Key Learning / Growth in Learning / Next Steps in Learning**  ESL  IEP

[Comments about student learning should be entered in a font size that is clear and legible.]

ESL – English as a Second Language  
IEP – Individual Education Plan

304E (2016) © Queen's Printer for Ontario, 2016 Kindergarten Page 1 of 2



# Roles in a school community

- Parent/caregiver
- Teachers and Early Childhood Educators
- Educational Assistants
- Learning Resource Teachers (LRT)
- Principal/Vice-Principal
- Community Partners - YMCA
- Speech-Language Pathologists



# How can you get involved?



- Attend our school events
- Volunteer
- School Council
- Attend parent/caregiver/educator conferences
- Join an HWDSB advisory committee
- [Stay Connected!](#) Subscribe for school emails.

<https://www.hwdsb.on.ca/highview/>





## The **COUNTDOWN** to the **first day** of school!

- Visit your family doctor – immunizations
- Get a vision test – free eyeglasses in JK year: [hwdsb.info/2PRmreS](http://hwdsb.info/2PRmreS)
- Address speech concerns – Early Words: [hwdsb.info/2Rszrlo](http://hwdsb.info/2Rszrlo)
  - *(Referrals must be made by June 15th of the year of school entry.)*

## SHOULD I REFER MY CHILD?

### Understanding of words, directions and questions

Does your child:

- Look “lost” when you give directions?
- Have trouble following daily routines?
- Have troubles responding to questions?

### Size of vocabulary, use of grammar and length of sentences

Does your child:

- Use short, incomplete sentences and/or make grammatical errors?  
(e.g., “Me go play park.”)

## SHOULD I REFER MY CHILD? Continued...

### Pronunciation of speech sounds

Does your child:

- Have speech that is NOT understood by most people outside of the family?
- Make errors on one or most sounds? (e.g., b, t, m, k, g, f)

***Note: Sound errors involving “l”, “r” and “ch” sounds are common at this age and not a concern.***

### Other signs:

- Your child does NOT look at you when called by name
- Your child is very reluctant to speak
- Your child does NOT seem interested in playing with other children.
- Your child shutters (i.e. repeat sounds or words four times or more).
- Your child has a hoarse voice most of the time.
- You have concerns about your child’s communication.



# The **COUNTDOWN** to the **first day** of school!

## Things you will need:

- Reusable/Non Spillable Water bottle
  - Lunch Bag (We have 2 nutrition breaks each day)
  - Backpack (Big enough to fit lunch, water bottle, library book, shoes etc.)
  - Shoes (We encourage parents to send indoor and outdoor running shoes with VELCRO)
  - Extra set of clothing for unforeseen incidents (Spare shirt, pants, socks and underwear. Label all these items and place in a labeled Ziploc bag).
  - Please make sure your child is dressed appropriately for the weather EVERYDAY. We will be outdoors every day, even in rain (except in extreme cold or thunderstorms).
- \*\*\*Remember to label everything or write the student's name on all their personal items.



# The **COUNTDOWN** to the **first day** of school!

## Things to Practice:

- Opening lunch containers (and water bottles, juice boxes, food wrappers etc.)
- Putting on coats and shoes (footwear) independently.
- Doing up zippers.
- Using the washroom independently.
- Getting dressed/undressed independently if child has an accident/spills.

## Additional Back-to-School To-Dos

- Parents are required to complete the following forms located in the Parent Portal:
  - ✓ Digital Tools Permission
  - ✓ Internet Use and Photo Consent
  - ✓ Media Consent Agreement
  - ✓ Elementary: Nutrition Break Consent
  - ✓ Student Information Verification
  - ✓ Elementary: Emergency School Closure



To access these forms please go to the [Parent Portal](#) and click “Forms” on the left-hand side of the screen.

\*Families who are unable to access the Parent Portal may request a paper copy from the school.\*

## Reporting Absences

Highview conducts a safe arrival program. If your child is going to be absent, it is requested that you report your child's absence in one of three ways.

1. Use the SafeArrival website, [go.schoolmessenger.ca](http://go.schoolmessenger.ca). The first time you use the website, select Sign Up to create your account. Select Attendance then Report an Absence.
2. Using your mobile device, download and install the SchoolMessenger app from Apple App Store or Google Play. The first time you use the app, select Sign Up to create your account. Select Attendance then Report an Absence.
3. Call the toll-free number 1-844-506-4350 to report an absence using the automated phone system. These options are available 24 hours/day, seven days a week. You can report a future absence any time.



## Resources:

- Attend a Check It Out Clinic: [hwdsb.info/2SrbfXe](http://hwdsb.info/2SrbfXe)
- Review the FREE LookSee Developmental Screen: [www.lookseechecklist.com](http://www.lookseechecklist.com)
- Summer – play groups, sleep routines, independent skills
- Find resources at [hwdsb.info/kindergartenorientation](http://hwdsb.info/kindergartenorientation)



**We look forward to meeting you and your child!**

