

HESS ST HAPPENINGS

Welcome Back

October 2016

Principal's Message

It has been a wonderful start up for the school year! As our staff and students get more comfortable with routines and expectations, we are now ready for deeper learning.

At our welcome assembly this month, I discussed the importance of students *engaging* in their learning and in the school community. Learning requires active participation by the student, and the effort to try to solve challenging problems and understand complex issues. We also want our students to get involved in school clubs/activities and teams. It is a great way to compliment learning in the classroom, and is usually a positive social experience. The other trait I discussed with students was *respect*. Respect for their teachers, each other, and themselves. This connects to our goal to provide a safe, welcoming and inclusive place for all our students.

We will be re-organizing some of our classes to provide smaller classes and to better utilize our resources to accommodate changing needs in the school. This will affect a small number of students in most classes, and will mean some disruption. Although we realize it is not ideal, we hope to adjust our classes to create the most positive learning experience for all our students. I look forward to meeting many of our families at Meet the Teacher Night on October 6th. As well, all parents/guardians are invited to attend our School Council meeting on October 18th.

Did you know?

Children who learn two languages before the age of five have a different brain structure than children who learn only one language.



Upcoming Clubs & Teams

- Homework club is now running every morning from 8:10 — 8:50 a.m. for students in Grades 6-8. Please have your child see Mrs. Solano if interested in attending.
- YoeMen and G.O. Girls are two other clubs that will be running during second nutrition break once a week for students in Grades 6-8. Please have your child see Mrs. Solano if interested in attending and for more information.
- Sr. Boys and Girls Volleyball—games starting October 12th

Pizza Days and Milk Program



Pizza day is a great day at Hess and one that the students really enjoy! A reminder that students order pizza through their teacher first thing in the morning and **no late orders will be allowed after 1st nutrition break**. Please be advised, that **we are UNABLE to provide** change in the office.

Please ensure your child has the right amount of change to make their purchase.

Unfortunately, due to delivery issues, we are going to be unable to continue with our milk program. We are sorry for any inconvenience.

Phone calls to students

Please make sure that all after school arrangements, appointments, etc. for your child are made **before school, or noted in their agenda** and that you do not call the school to speak to your child during the day **unless it is an emergency**. Your child is in class during the day and it is disruptive to them and the whole class to be called out for phone calls during class time. Thank you for your understanding and cooperation in this matter.

Peanut/Nut Policy

Please be aware that Hess School is a **nut safe school**. We have several children with severe peanut allergies and for everyone's safety please **make sure you do not send your child**



No Parking on Hess

Please be advised that there is **no parking/stopping** on Hess in front of the school Monday to Friday from 8:00—4:00. We have many students walking to school in the morning as well as school buses dropping off some students first thing in the morning. Cars that are parked illegally **will** be ticketed and the school or Board will not be responsible for any costs involved in tickets received.

Confirmation of Attendance Letters

Please note if you require a letter from the school confirming your child's attendance at Hess, we require at least **2 DAYS NOTICE** to provide a letter. The office is extremely busy and we need time to prepare the letter. **NO EXCEPTIONS WILL BE MADE**. Please be sure to always keep copies of your child(ren)'s report cards as this is also important information that can also be used as proof of attendance in school.

Important Dates

- October 6—Meet the Teacher—Pizza/Juice on sale 4:30—5:00—Classrooms open 5:00—6:00
- October 10—Thanksgiving Day
- October 11—Picture Day
- October 18—Parent Council Meeting—2:30—3:10 p.m. in Staff room.
- October 31—Halloween (information on Halloween parade to follow)



Contact Us

If your child is going to be absent, please call the school and let us know.

Hess Street School
107 Hess Street North
Hamilton ON L8R 2T1

(905) 527-1439

hessstreet@hwdsb.on.ca

Visit us on the web at
<http://www.hwdsb.on.ca/hessstreet/>

Saturday Homework Help

Free Homework help for students in Grade 7—10.

WHEN: Saturdays from October 15 to June 17 (excluding school holidays and long weekends) from 9:30 a.m.—12:30 p.m.

WHERE: CCE City Learning Centre in Jackson Square (Plaza Level above the Food Court)

Teachers will be available to help your child(ren) with assigned work and activities. It can help your child develop the skills and knowledge that will build their confidence in school. This is a **FREE** program. You can register online at www.hwdsb.on.ca/cce/youth-programs/shhc

Immunization Records

It is important that Public Health have up to date immunization information for your child(ren). Whenever your child(ren) get an immunization needle, let public health know either by phone at (905) 540-5250, by fax at (905) 546-4841 or in person at Hamilton Public Health Services, 110 King Street West, 2nd Floor.



Meet the Teacher

On October 6, 2016 we will be holding our **Meet the Teacher night**. This is a great time to for you to come to the school and have your child(ren) show you their classroom and introduce you to their teacher. We will have Pizza and Juice on sale for \$1.00 each (will be held outside of the school weather permitting) from 4:30—5:00 and then classrooms will be open from 5:00—6:00 p.m. Please be aware that any students in attendance **must be accompanied by a parent/guardian**. We hope to see you there!

Clothing Give-Away!

Our closet is overflowing! We are clearing it out and would like to give our school community a chance to go through what we have and take what you can use! While you are here on the **Meet the Teacher night between 5:00—6:00**, please come take a look in the gym at what we have to give away! There are hats, mitts, coats, socks, pants, shirts and shoes in a variety of sizes.



EQAO Results

EQAO results have gone home to those students that were in Gr. 3 and 6 last year and wrote the EQAO test . If you would like further information on understanding the results, you can go to the EQAO website at www.eqao.com to read the publication "A Parent's Guide to Understanding Your Child's Results: Using EQAO Information to Improve Student Learning". There is other useful information on that website, as well as a video for parents on the link between Ontario's province-wide assessments and *The Ontario Curriculum* and how the results are used to help improve learning for all students.

Walking and Cycling Safety

Walking and cycling to and from school is a great way to help children get daily physical activity. Help your children become road ready. Teach them to be aware of their surroundings and to follow these rules:



Be Safe:

Children under the age of 10 should walk or cycle with an older student or adult.

- Walk on the sidewalk whenever possible
- A bike is the same as a car and must follow all the rules of the road
- Obey all traffic signs
- Cross at marked crosswalks or traffic lights
- Cross at the start of a green light. Do not cross if you can see the “Don’t Walk” signal or if the light has turned yellow
- Never cross on a red light
- Look at the driver and make eye contact
- Cross after cars have completely stopped
- Watch for cars turning at intersections or in and out of driveways
- Avoid using a cell phone or listening to music—pay attention

Use the information on pages 5 and 6 of this newsletter to teach your children to be safe walkers and cyclists.

Driving to School? Keep our Kids Safe!

Parents and caregivers who drive to and from school play an important role in keeping our kids safe. Pedestrian and cyclist safety begins with drivers.

Follow these safe driving tips:





- **Slow down** and obey all traffic laws and speed limits
- **Watch for children** walking or cycling both on the road and the sidewalk
- **Obey the parking signs.** Comply with school drop-off and pick-up procedures
- **Avoid double parking or stopping on crosswalks.** This blocks visibility for pedestrians and other motorists
- **Be alert in bad weather.** Snow, rain, and fog reduce visibility for both drivers and pedestrians
- **Avoid stopping on the opposite side of the street.** This forces children to cross busy streets, often mid-block rather than at a crosswalk
- **Prepare to stop for a school bus** when yellow lights are flashing, regardless of the direction from which the driver is approaching. Proceed only when the school bus begins to move and the red lights stop flashing
- **Watch for children near bus stops.** Be alert for children arriving late for the bus. They may dart into the street without looking



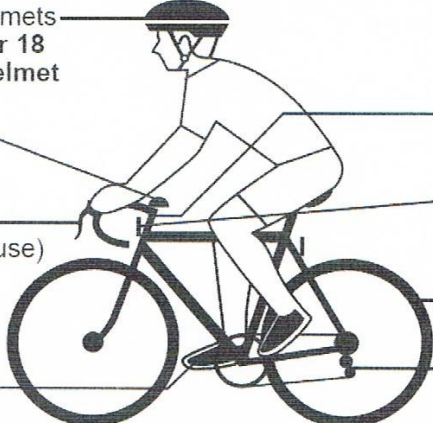
Ready for a change? Think about walking your kids to school just one day a week.

Bicycle Safety

Use the checklist below to ensure your equipment is safe and is used correctly.
Remember these safety tips.






Sizing	Age
  <ul style="list-style-type: none"> <input checked="" type="checkbox"/> Can stand clear of frame <input checked="" type="checkbox"/> Toes can touch ground 	  <ul style="list-style-type: none"> <input checked="" type="checkbox"/> Under 10 adult supervision only <input checked="" type="checkbox"/> 10+ on road only after training

Safety and Equipment



- All riders should wear helmets
The law - children under 18 must wear a certified helmet
- The law - must have a bell or horn
- Brakes that work (make sure children can use)
- Wear closed toe shoes
- Use a bike lock
- Handlebars and seat tight
- The law - must have reflectors
White at front red at rear
- Tires inflated, good tread
- Chain oiled not loose

Learning

				
<input checked="" type="checkbox"/> Practice stopping	<input checked="" type="checkbox"/> Practice turning	<input checked="" type="checkbox"/> Control speed	<input checked="" type="checkbox"/> Children should NOT ride at night	<input checked="" type="checkbox"/> Know rules of the road

Signalling

 Left turn	 Stop	 Right turn	 Alternative right turn
--	---	---	---

Walk Safely

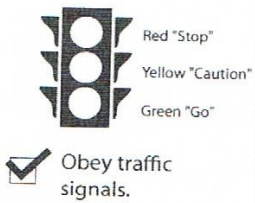
Age



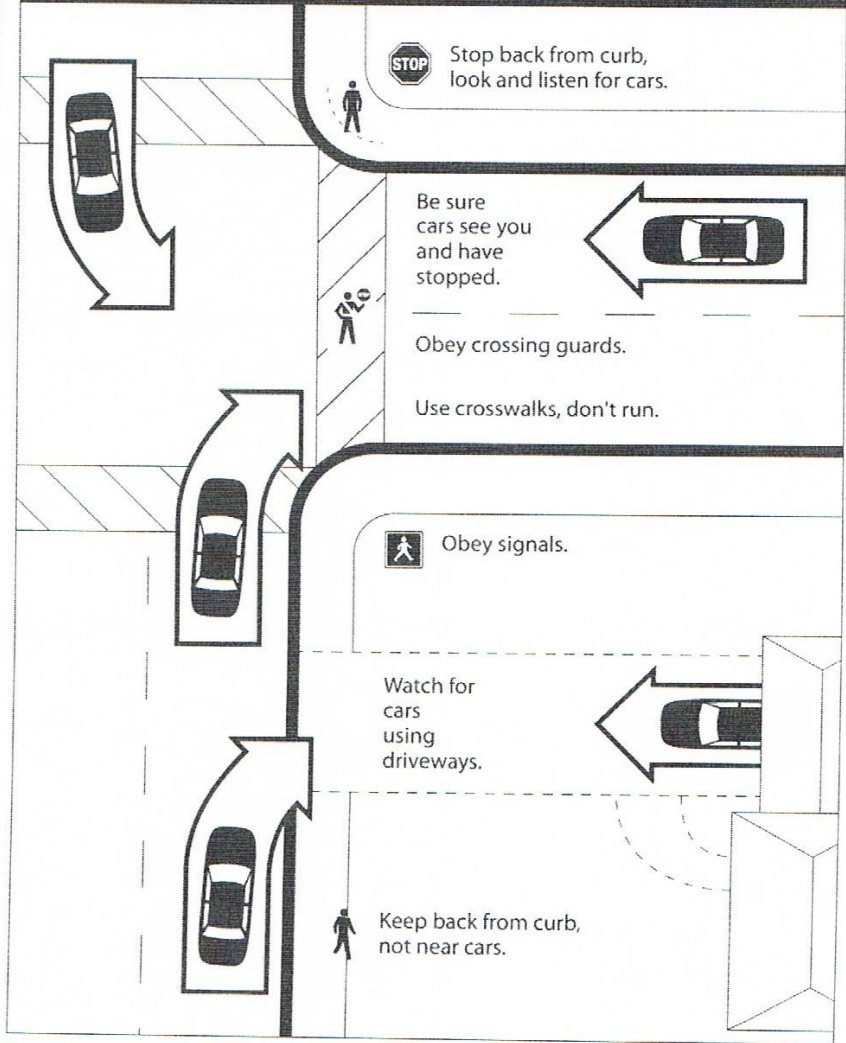
Clothing



Learn signals



City Streets



Country Roads

