

School Report



Assessments of Reading, Writing and Mathematics

Primary Division (Grades 1–3) and Junior Division (Grades 4–6), 2011–2012

School: Ridgemount (484199)
Board: Hamilton-Wentworth DSB (66141)

EQAO is pleased to provide you with the results of the 2011–2012 Assessments of Reading, Writing and Mathematics for the primary division (Grades 1–3) and junior division (Grades 4–6). This report contains student results for the current year and previous years to help you track the progress of your student population over time. It also includes contextual and attitudinal information that can help you conduct in-depth analyses of student achievement.

By assessing all students in our education system at key stages in their education, EQAO’s provincial testing program has been providing objective and reliable data that are an independent gauge of student learning. These data are used as a catalyst for improvement at the individual student level through to the school, school-board and ministry levels. They provide a clearer picture of student progress and a solid foundation upon which parents, policymakers, school and school-board staff can base their strategies to support students in their learning.

EQAO data help school teams identify areas of student strength, target areas requiring support and plan for improvement. They also provide additional evidence that helps teachers and parents engage in meaningful conversations about individual students’ achievement. At the school-board level, EQAO data are used by directors of education as a key source of student-achievement information to create annual school-board reports and by trustees to establish multi-year school-board plans. Since 2009, school boards have also been required by legislation to consult with school councils on policies and guidelines related to student achievement, and EQAO data support these conversations as well.

Of course, it should be remembered that EQAO data are just one part of the picture. Provincial test results are a valuable indicator of student achievement and should always be examined together with other achievement information—such as report card grades and classroom assessment results—in order to get a complete picture of student skills, abilities and knowledge.

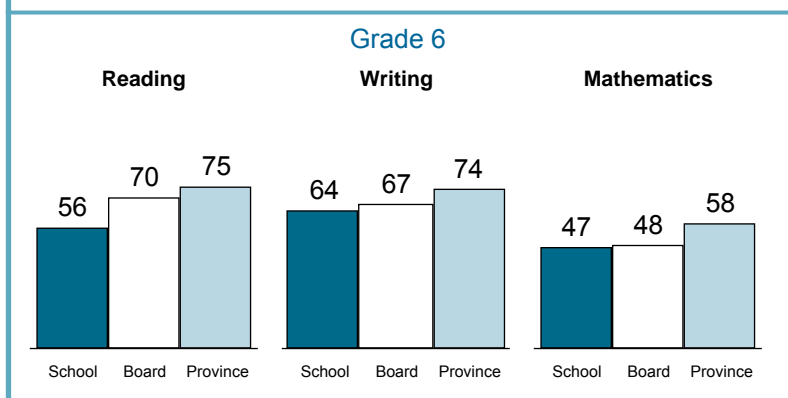
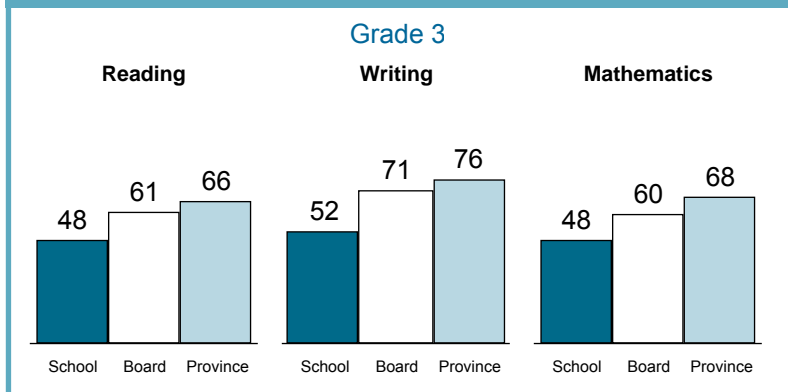
At EQAO, we are proud to support public accountability in education through our province-wide testing program and our strong partnerships with educators, school-board teams and parents. I trust the powerful information contained in this report will continue to support efforts to help all students reach their highest potential.

Sincerely,

Marguerite Jackson
 Chief Executive Officer
 Education Quality and Accountability Office

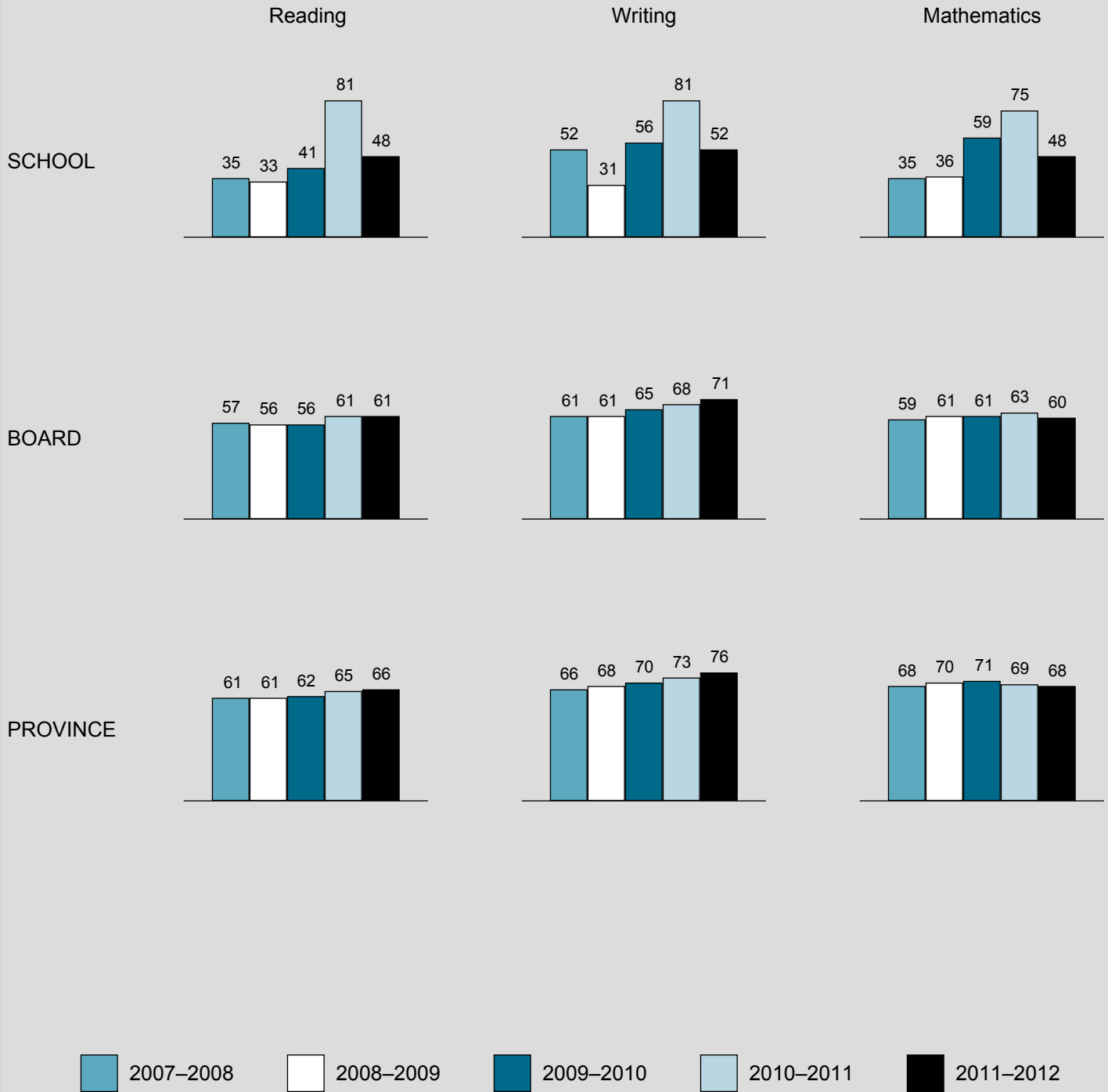
WHERE TO FIND . . .	PAGE	
	Grade 3	Grade 6
Percentages of all students at or above the provincial standard:		
• 2011–2012	1	1
• Over time	2	3
Tips for using this report	4	4
Contextual information: 2011–2012	5	9
Results for groups of students: 2011–2012		
• All students	6	10
• Participating students	7	11
• Students by gender	8	12
Contextual information: Over time	13	17
Results for all students: Over time	14–16	18–20
Results for all students: Over time by gender	21	22
Student questionnaire results	23–28	29–34
Explanation of terms	35	35

PERCENTAGE OF ALL STUDENTS AT OR ABOVE THE PROVINCIAL STANDARD (LEVELS 3 AND 4), 2011–2012



RESULTS FOR ALL STUDENTS AT OR ABOVE THE PROVINCIAL STANDARD (LEVELS 3 AND 4) OVER TIME

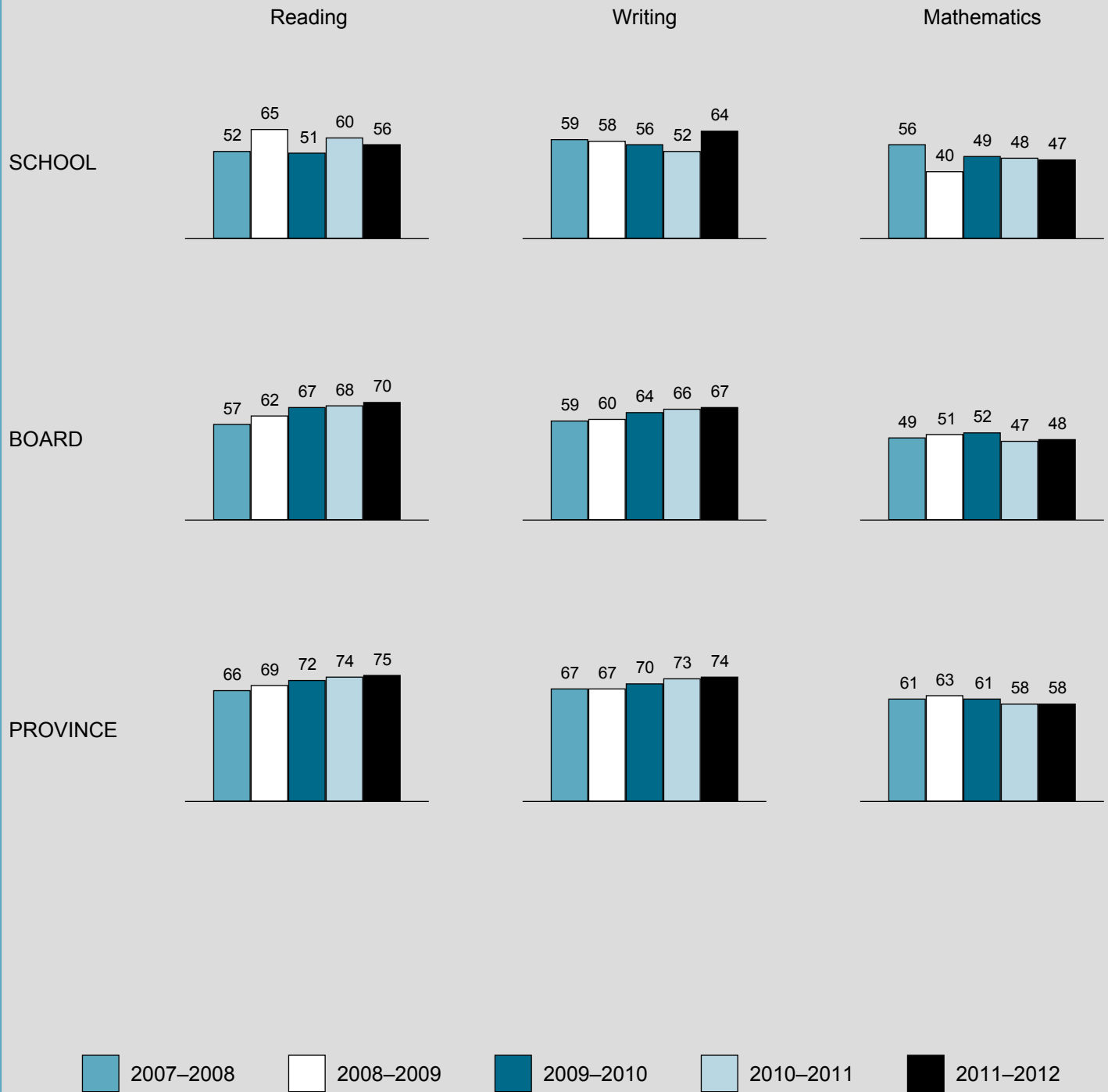
Percentage of Students: Grade 3



	Total Number of Grade 3 Students				
	<u>2007-2008</u>	<u>2008-2009</u>	<u>2009-2010</u>	<u>2010-2011</u>	<u>2011-2012</u>
School	52	42	34	36	33
Board	3 499	3 369	3 475	3 281	3 475
Province	128 660	125 481	127 789	124 117	126 455

RESULTS FOR ALL STUDENTS AT OR ABOVE THE PROVINCIAL STANDARD (LEVELS 3 AND 4) OVER TIME

Percentage of Students: Grade 6



	Total Number of Grade 6 Students				
	<u>2007-2008</u>	<u>2008-2009</u>	<u>2009-2010</u>	<u>2010-2011</u>	<u>2011-2012</u>
School	27	40	43	48	36
Board	3 806	3 690	3 745	3 559	3 467
Province	140 420	136 076	134 294	132 308	129 477