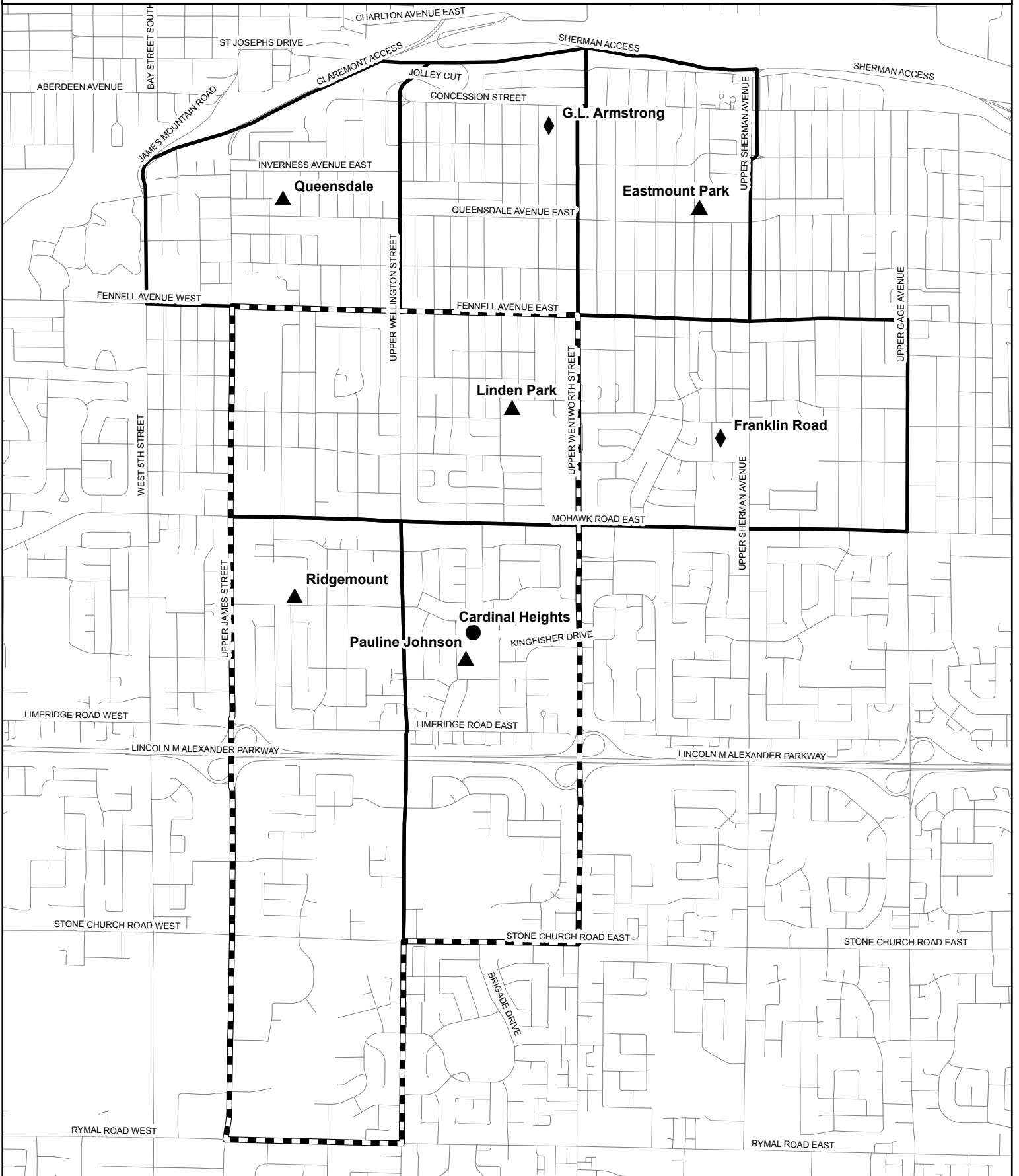










# Central Mountain Accommodation Review Current Boundaries



	Elementary		Middle School Boundary
	Jr Elem		K-8 Boundary
	Middle School		
	Secondary		

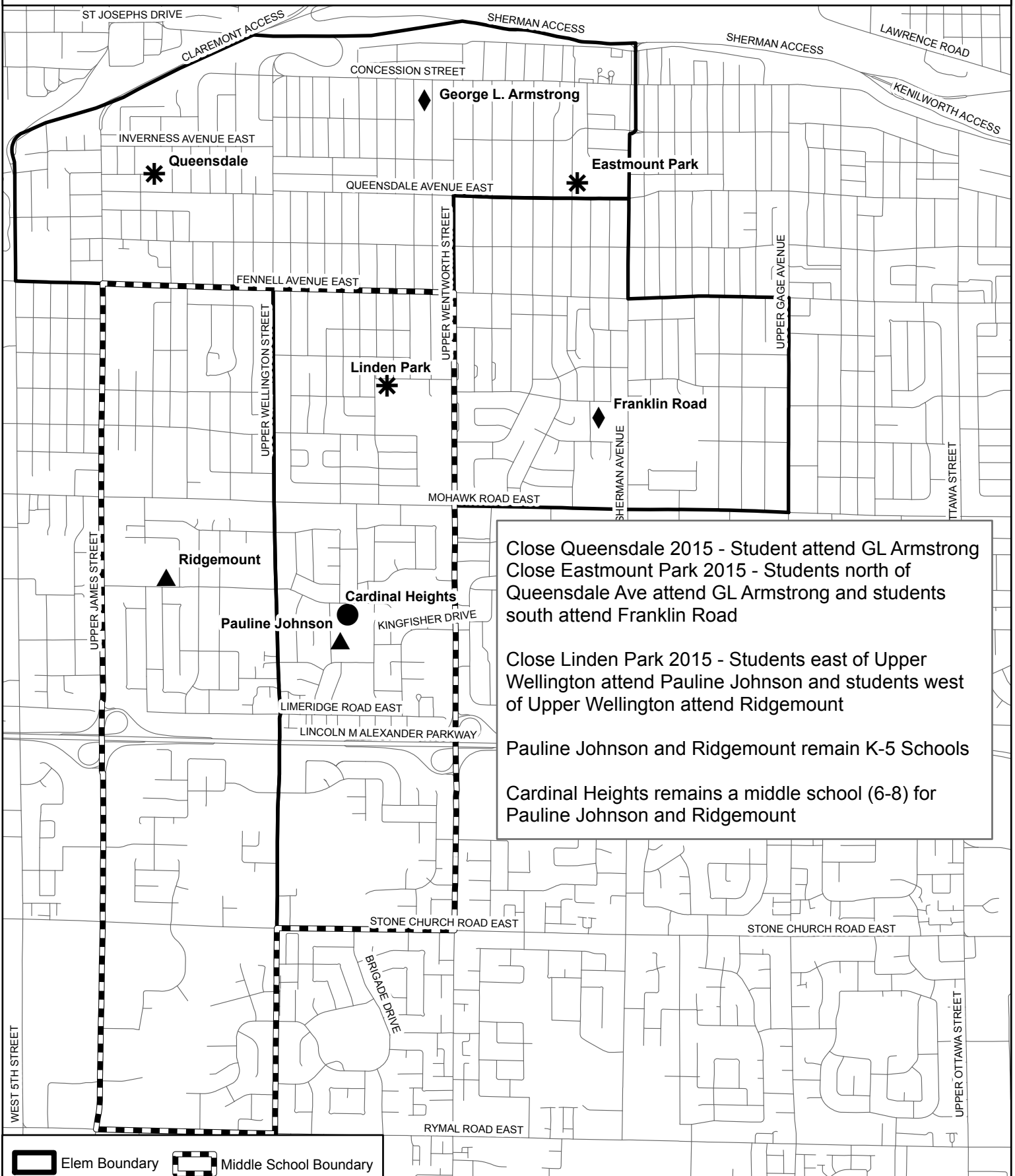


HAMILTON-WENTWORTH DISTRICT SCHOOL BOARD


  
 April 17th 2013
   
 Planning and Accommodation

School	OTG	2012	2013	2014	2015	2016	2017	2018	2019	2020	2021	2022
Cardinal Heights (6-8)	308	318	312	299	278	259	282	292	316	302	299	295
		103%	101%	97%	90%	84%	91%	95%	103%	98%	97%	96%
Eastmount Park (JK-6)	348	219	216	219	213	207	211	214	208	209	209	209
		63%	62%	63%	61%	60%	60%	61%	60%	60%	60%	60%
Franklin Road (JK-8)	463	351	355	358	347	346	343	339	340	337	341	338
		76%	77%	77%	75%	75%	74%	73%	73%	73%	73%	74%
George L. Armstrong (JK-8)	633	338	327	318	311	316	289	266	261	261	237	238
		53%	52%	50%	49%	50%	46%	42%	41%	41%	37%	38%
Linden Park (JK-5)	319	157	154	159	156	156	156	145	143	143	143	143
		49%	48%	50%	49%	49%	49%	45%	45%	45%	45%	45%
Pauline Johnson (JK-5)	314	254	265	279	295	307	300	305	304	305	305	305
		81%	84%	89%	94%	98%	96%	97%	97%	97%	97%	97%
Queensdale (JK-6)	279	190	188	195	192	200	199	199	193	189	186	182
		68%	67%	70%	69%	72%	71%	71%	69%	68%	67%	65%
Ridgemount (JK-5)	290	260	247	251	242	247	247	250	251	257	263	269
		104%	90%	92%	89%	90%	90%	92%	92%	94%	96%	98%
Total	2,954	2,087	2,062	2,078	2,033	2,038	2,026	2,009	2,016	2,003	1,983	1,978
		71%	70%	70%	69%	69%	69%	68%	68%	68%	67%	67%

# Central Mountain Option 6



Close Queensdale 2015 - Student attend GL Armstrong  
 Close Eastmount Park 2015 - Students north of Queensdale Ave attend GL Armstrong and students south attend Franklin Road

Close Linden Park 2015 - Students east of Upper Wellington attend Pauline Johnson and students west of Upper Wellington attend Ridgemount

Pauline Johnson and Ridgemount remain K-5 Schools

Cardinal Heights remains a middle school (6-8) for Pauline Johnson and Ridgemount

Elem Boundary	Middle School Boundary
Jr Elementary	Closed School
K-8 Elementary	Proposed New School
Middle School	

N

0 0.25 0.5 1 Kilometres

	<b>Planning &amp; Accommodation</b>
	December 2013
Planning and Accommodation	

School	OTG	2013	2014	2015	2016	2017	2018	2019	2020	2021	2022
Cardinal Heights (6-8)	308	312	299	278	259	282	292	316	302	299	295
		101%	97%	90%	84%	91%	95%	103%	98%	97%	96%
Eastmount Park (Closed June 2015)	348	216	219								
		62%	63%								
Franklin Road (JK-8)	463 503	355	358	459	458	452	446	449	448	449	446
		77%	77%	91%	91%	90%	89%	89%	89%	89%	89%
George L. Armstrong (JK-8)	633 673	327	318	603	611	590	572	553	548	523	520
		52%	50%	90%	91%	88%	85%	82%	81%	78%	77%
Linden Park (Closed June 2015)	319	154	159								
		48%	50%								
Pauline Johnson (JK-5)	314 400	265	280	397	405	393	391	389	390	390	390
		84%	89%	99%	101%	98%	98%	97%	98%	98%	98%
Queensdale (Closed 2015)	279	188	195								
		67%	70%								
Ridgemount (JK-5)	290 336	247	251	296	306	310	309	309	315	321	327
		85%	86%	88%	91%	92%	92%	92%	94%	95%	97%
Total	Current OTG	2,062	2,078	2,033	2,038	2,026	2,009	2,016	2,003	1,983	1,978
	2,954	70%	70%	92%	92%	91%	91%	91%	90%	89%	89%
2015 OTG	2,220										

### Potential Renovations/Additions

Cardinal Heights- None

Eastmount Park- Closed

Franklin Road- 2 FDK, Gym

GL Armstrong- 2 FDK

Linden Park- Closed

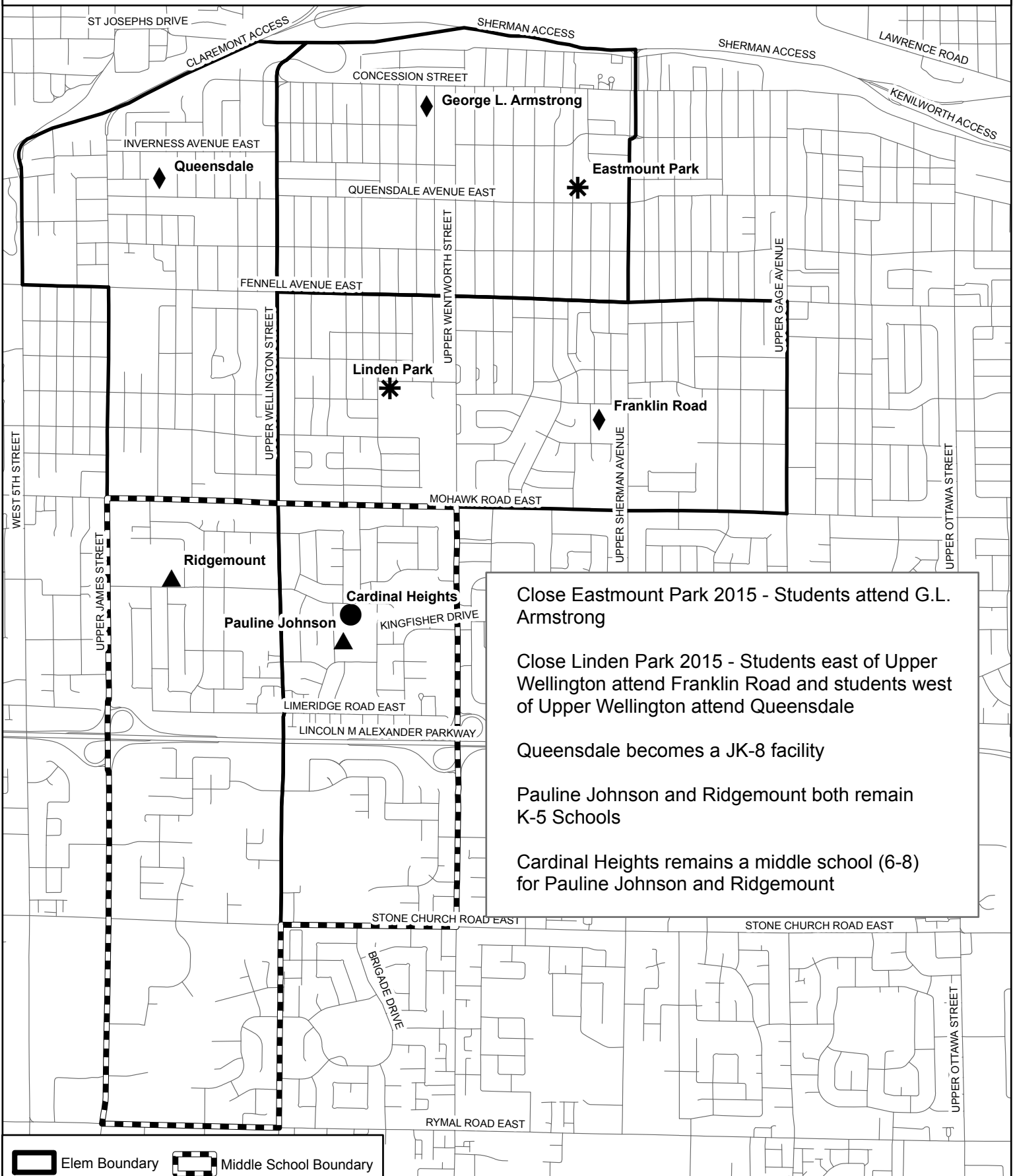
Pauline Johnson- 2 FDK, 2 Classroom, Gym

Queensdale- Closed

Ridgemount- 2 Classrooms, Gym

\*\* If a school is proposed to close and contains a daycare (Eastmount Park & Linden Park) that daycare will be accommodated in different HWDSB School.

# Central Mountain Option 7



Close Eastmount Park 2015 - Students attend G.L. Armstrong

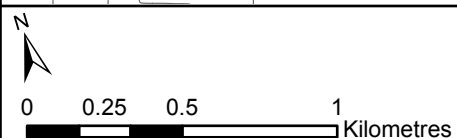
Close Linden Park 2015 - Students east of Upper Wellington attend Franklin Road and students west of Upper Wellington attend Queensdale

Queensdale becomes a JK-8 facility

Pauline Johnson and Ridgemount both remain K-5 Schools

Cardinal Heights remains a middle school (6-8) for Pauline Johnson and Ridgemount

- Elem Boundary
- Middle School Boundary
- Jr Elementary
- K-8 Elementary
- Middle School
- Closed School
- Proposed New School



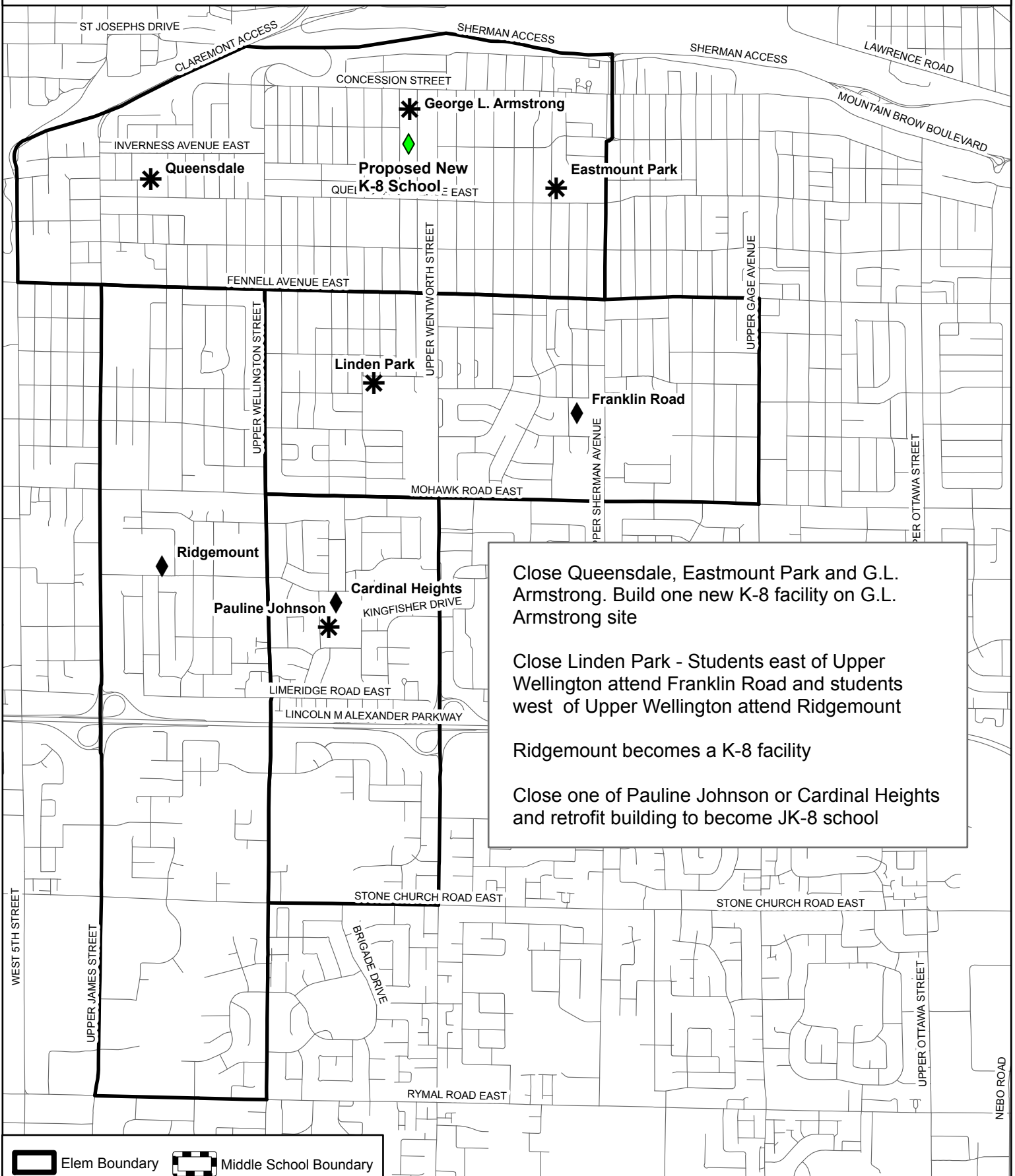
School	OTG	2013	2014	2015	2016	2017	2018	2019	2020	2021	2022
Cardinal Heights (6-8)	308	312	299	218	202	225	226	246	229	233	228
		101%	97%	71%	66%	73%	73%	80%	74%	76%	74%
Eastmount Park (Closed June 2015)	348	216	219								
		62%	63%								
Franklin Road (JK-8)	463 483	355	358	476	472	466	459	457	452	451	448
		77%	77%	99%	98%	97%	95%	95%	94%	93%	93%
George L. Armstrong (JK-8)	633	327	318	509	509	488	466	454	453	431	432
		52%	50%	80%	80%	77%	74%	72%	72%	68%	68%
Linden Park (Closed June 2015)	319	154	159								
		48%	50%								
Pauline Johnson (JK-5)	314	265	279	306	318	311	316	315	316	316	316
		84%	89%	97%	101%	99%	101%	100%	101%	101%	101%
Queensdale (JK-8 in 2015)	279 299	188	195	282	290	290	292	293	296	288	286
		67%	70%	94%	97%	97%	98%	98%	99%	96%	96%
Ridgemount (JK-5)	290	247	251	242	247	247	250	251	257	263	269
		85%	86%	84%	85%	85%	86%	87%	89%	91%	93%
Total	Current OTG 2,954	2,062	2,078	2,033	2,038	2,026	2,009	2,016	2,003	1,983	1,978
		70%	70%	87%	88%	87%	86%	87%	86%	85%	85%
Implementation OTG	2,327										

### Potential Renovations/Additions

Cardinal Heights- None  
 Eastmount Park- None  
 Franklin Road- 1 FDK, Gym  
 GL Armstrong- 2 FDK - renos  
 Linden Park- Closed  
 Pauline Johnson- None  
 Queensdale- 1 FDK, possible classrooms  
 Ridgemount- None

\*\* If a school is proposed to close and contains a daycare (Eastmount Park & Linden Park) that daycare will be accommodated in different HWDSB School.

# Central Mountain Option 11



Close Queensdale, Eastmount Park and G.L. Armstrong. Build one new K-8 facility on G.L. Armstrong site

Close Linden Park - Students east of Upper Wellington attend Franklin Road and students west of Upper Wellington attend Ridgemount

Ridgemount becomes a K-8 facility

Close one of Pauline Johnson or Cardinal Heights and retrofit building to become JK-8 school

	Elem Boundary		Middle School Boundary
	Jr Elementary		Closed School
	K-8 Elementary		Proposed New School
	Middle School		

N

0 0.25 0.5 1 Kilometres



School	OTG	2013	2014	2015	2016	2017	2018	2019	2020	2021	2022
Cardinal Heights (JK-8)	308	312	408	403	414	424	440	453	447	452	450
	460	101%	89%	88%	90%	92%	96%	98%	97%	98%	98%
Eastmount Park (Closed)	348	216									
		62%									
Franklin Road (JK-8)	463	355	501	476	472	466	459	457	452	451	448
	509	77%	98%	94%	93%	92%	90%	90%	89%	89%	88%
George L. Armstrong (New Build)	633	327									
		52%									
Linden Park (Closed)	319	154									
		48%									
Pauline Johnson (Closed)	314	265									
		84%									
Queensdale (Closed)	279	188									
		67%									
Ridgemount (JK-8)	290	247	445	446	438	446	439	452	454	456	460
	448	85%	99%	100%	98%	99%	98%	101%	101%	102%	103%
New K-8 on GL Armstrong Site	700	327	724	707	715	691	671	654	651	624	621
		47%	103%	101%	102%	99%	96%	93%	93%	89%	89%
Total	Current OTG	2,062	2,078	2,033	2,038	2,026	2,009	2,016	2,003	1,983	1,978
	2,954	70%	98%	96%	96%	96%	95%	95%	95%	94%	93%
Implementation 2014 OTG	2,117										

**Potential Renovations/Additions**

Cardinal Heights- 3 FDK, 4 Classrooms, Gym

Eastmount Park-Closed

Franklin Road- 2 Classrooms, Gym

GL Armstrong- Closed

Linden Park- Closed

Pauline Johnson- Closed

Queensdale- Closed

Ridgemount- 2 FDK, 6 Classrooms, Gym

\* If there was no timeline given in the option then the implementation date in the above data is 2014. For most scenarios this is not feasible due to renovations, additions and new builds needed. The 2014 date is for discussion purposes only.

\*\* If a school is proposed to close and contains a daycare (Eastmount Park & Linden Park) that daycare will be accommodated in different HWDSB School.