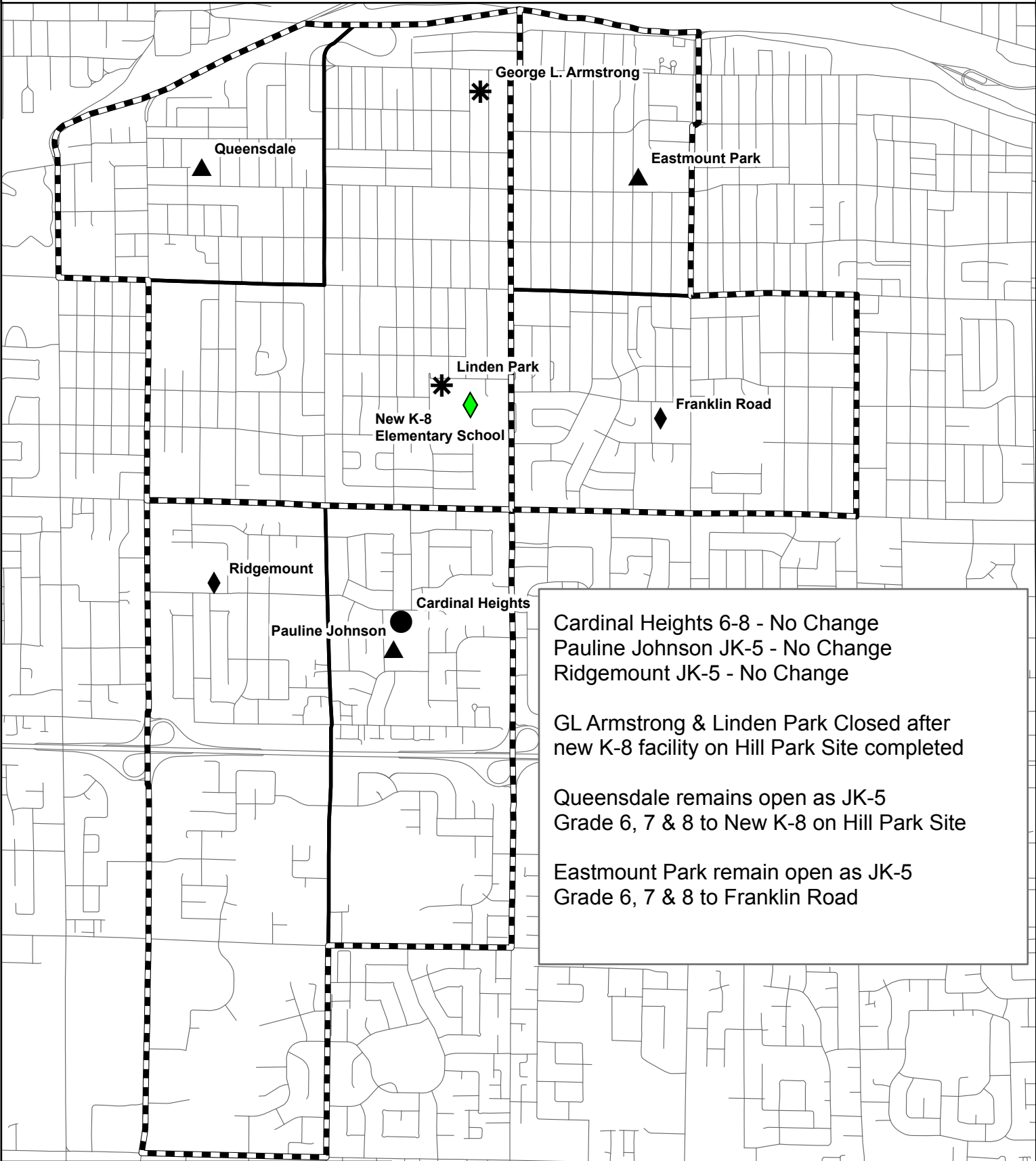


# Central Mountain Group 1 Option



Cardinal Heights 6-8 - No Change  
 Pauline Johnson JK-5 - No Change  
 Ridgemount JK-5 - No Change

GL Armstrong & Linden Park Closed after new K-8 facility on Hill Park Site completed

Queensdale remains open as JK-5  
 Grade 6, 7 & 8 to New K-8 on Hill Park Site

Eastmount Park remain open as JK-5  
 Grade 6, 7 & 8 to Franklin Road

Elem Boundary	Middle School Boundary
Jr Elementary	Closed School
K-8 Elementary	Proposed New K-8 Elementary
Middle School	

N

0 0.25 0.5 1 Kilometres

HAMILTON-WENTWORTH DISTRICT SCHOOL BOARD

Planning & Accommodation

Nov 2013

Planning and Accommodation

School	OTG	2013	2014	2015	2016	2017	2018	2019	2020	2021	2022
Cardinal Heights (6-8)	308	312	229	218	202	225	226	246	229	233	228
		101%	74%	71%	66%	73%	73%	80%	74%	76%	74%
Eastmount Park (JK-5)	348	216	193	186	189	194	187	188	188	188	188
		62%	55%	53%	54%	56%	54%	54%	54%	54%	54%
Franklin Road (JK-8)	463	355	419	413	412	400	397	399	400	398	396
		77%	91%	89%	89%	86%	86%	86%	86%	86%	86%
George L. Armstrong (Closed)	633	327									
		52%									
New K-8 (on Hill Park Site)	500		538	499	503	479	470	457	457	431	432
			108%	100%	101%	96%	94%	91%	91%	86%	86%
Linden Park (Closed)	319	154									
		48%									
Pauline Johnson (JK-5)	314	265	279	295	307	300	305	304	305	305	305
		84%	89%	94%	98%	96%	97%	97%	97%	97%	97%
Queensdale (JK-5)	279	188	169	179	178	181	175	171	167	164	160
		67%	61%	64%	64%	65%	63%	61%	60%	59%	57%
Ridgemount (JK-5)	290	247	251	242	247	247	250	251	257	263	269
		85%	86%	84%	85%	85%	86%	87%	89%	91%	93%
Total	Current OTG	2,062	2,078	2,033	2,038	2,026	2,009	2,016	2,003	1,983	1,978
	2,954	70%	95%	93%	93%	93%	92%	92%	92%	91%	90%
Implementation 2014 OTG	2,188										

### Potential Renovations/Additions

Cardinal Heights-None

Eastmount Park-None

Franklin Road-Gym

GL Armstrong-Closed

Linden Park-Closed

Pauline Johnson- None

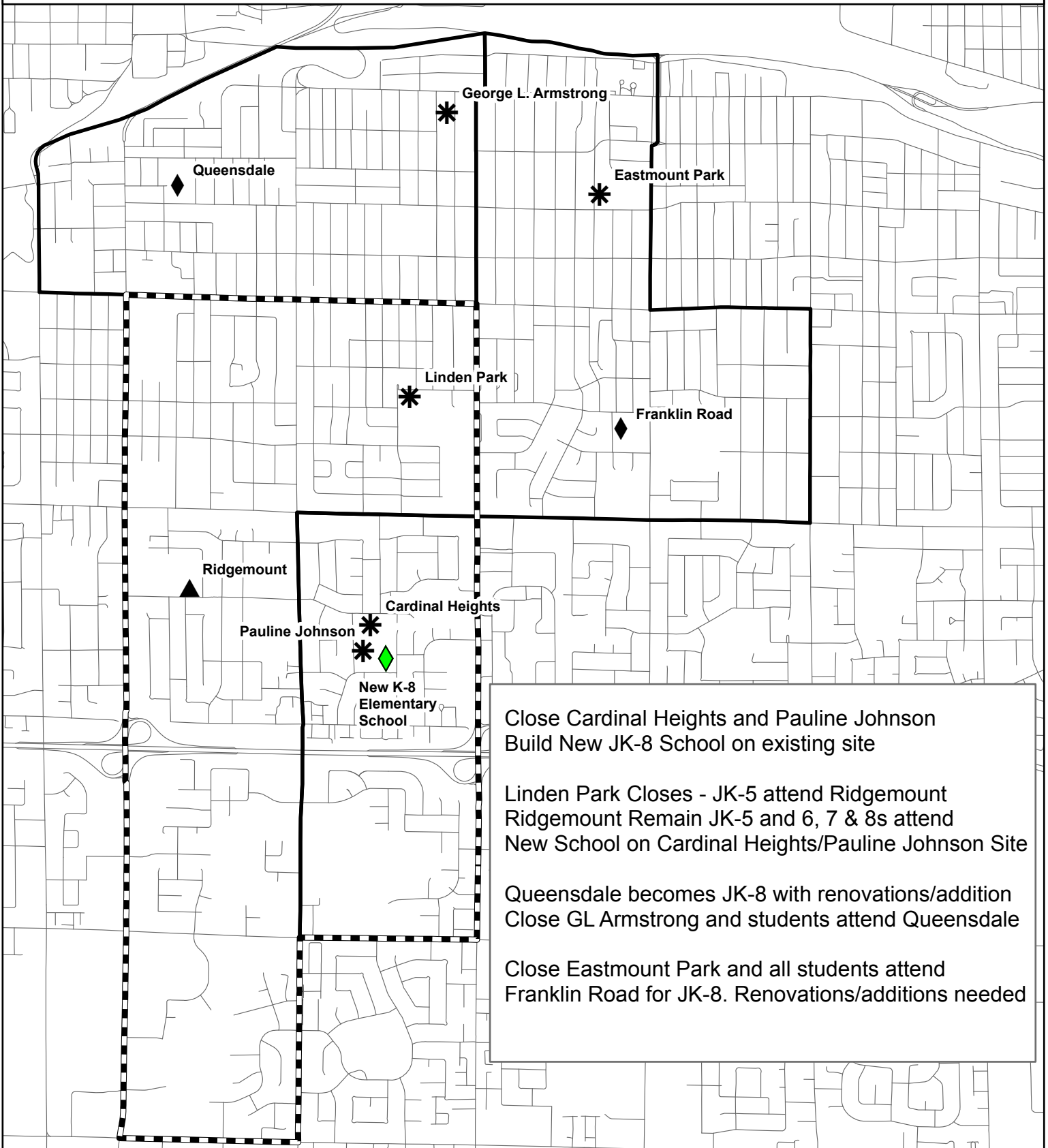
Queensdale- None

Ridgemount- None

\* If there was no timeline given in the option then the implementation date in the above data is 2014. For most scenarios this is not feasible due to renovations, additions and new builds needed. The 2014 date is for discussion purposes only.

\*\* If a school is proposed to close and contains a daycare (Eastmount Park, Linden Park, Queensdale) that daycare will be accommodated in different HWDSB School.

# Central Mountain Group 2 Option



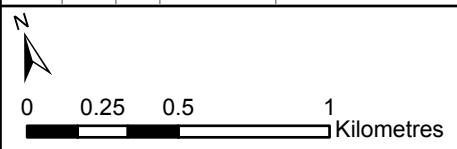
Close Cardinal Heights and Pauline Johnson  
Build New JK-8 School on existing site

Linden Park Closes - JK-5 attend Ridgemount  
Ridgemount Remain JK-5 and 6, 7 & 8s attend  
New School on Cardinal Heights/Pauline Johnson Site

Queensdale becomes JK-8 with renovations/addition  
Close GL Armstrong and students attend Queensdale

Close Eastmount Park and all students attend  
Franklin Road for JK-8. Renovations/additions needed

Elem Boundary	Middle School Boundary
Jr Elementary	Closed School
K-8 Elementary	Proposed New K-8 Elementary
Middle School	



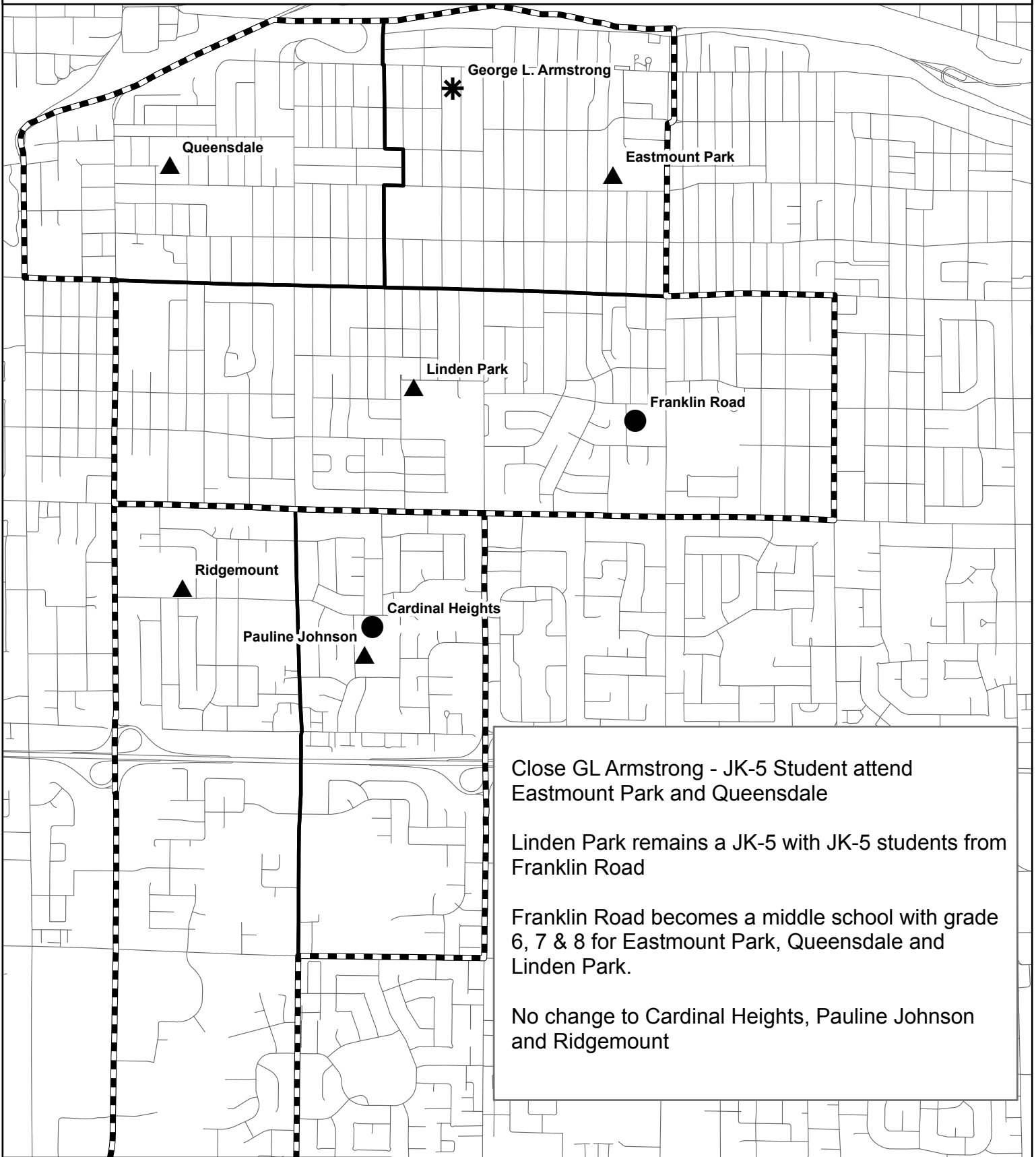
School	OTG	2013	2014	2015	2016	2017	2018	2019	2020	2021	2022
Cardinal Heights (Closed)	308	312									
		101%									
Eastmount Park (Closed)	348	216									
		62%									
Franklin Road (JK-8)	463	355	612	599	601	594	584	587	588	586	584
	618	77%	99%	97%	97%	96%	94%	95%	95%	95%	94%
George L. Armstrong (Closed)	633	327									
		52%									
New K-8 (on Cardinal Heights Site)	600	0	589	584	577	592	608	631	619	615	611
		0%	98%	97%	96%	99%	101%	105%	103%	103%	102%
Linden Park (Closed)	319	154									
		48%									
Pauline Johnson (Closed)	314	265									
		84%									
Queensdale (JK-8)	279	188	467	452	457	437	423	404	397	375	372
	437	67%	107%	103%	105%	100%	97%	92%	91%	86%	85%
Ridgemount (JK-5)	290	247	410	398	403	403	395	394	400	406	412
	422	85%	97%	94%	96%	95%	94%	93%	95%	96%	98%
Total	Current OTG	2,062	2,078	2,033	2,038	2,026	2,009	2,016	2,003	1,983	1,978
	2,954	70%	100%	98%	98%	98%	97%	97%	96%	95%	95%
Implementation 2014 OTG	2,077										

**Potential Renovations/Additions**

- Cardinal Heights- Closed
- Eastmount Park- Closed
- Franklin Road- 2 FDK, 5 classroom, Gym
- GL Armstrong- Closed
- Linden Park- Closed
- Pauline Johnson- Closed
- Queensdale- 2 FDK, 8 Classroom, Gym
- Ridgemount- 2 FDK, 4 Classroom, Gym

\* If there was no timeline given in the option then the implementation date in the above data is 2014. For most scenarios this is not feasible due to renovations, additions and new builds needed. The 2014 date is for discussion purposes only.  
 \*\* If a school is proposed to close and contains a daycare (Eastmount Park, Linden Park, Queensdale) that daycare will be accommodated in different HWDSB School.

# Central Mountain Group 3 Option



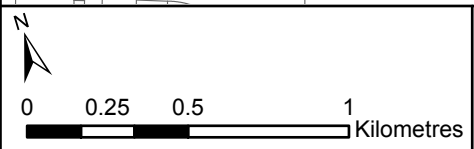
Close GL Armstrong - JK-5 Student attend Eastmount Park and Queensdale

Linden Park remains a JK-5 with JK-5 students from Franklin Road

Franklin Road becomes a middle school with grade 6, 7 & 8 for Eastmount Park, Queensdale and Linden Park.

No change to Cardinal Heights, Pauline Johnson and Ridgemount

Elem Boundary	Middle School Boundary
Jr Elementary	Closed School
K-8 Elementary	Proposed New K-8 Elementary
Middle School	



School	OTG	2013	2014	2015	2016	2017	2018	2019	2020	2021	2022
Cardinal Heights (6-8)	308	312	229	218	202	225	226	246	229	233	228
		101%	74%	71%	66%	73%	73%	80%	74%	76%	74%
Eastmount Park (JK-5)	348	216	308	294	288	289	267	269	269	269	269
		62%	89%	84%	83%	83%	77%	77%	77%	77%	77%
Franklin Road (6-8)	463	355	371	349	365	339	348	343	346	323	321
		77%	80%	75%	79%	73%	75%	74%	75%	70%	69%
George L. Armstrong (Closed)	633	327									
		52%									
Linden Park (JK-5)	319	154	400	393	394	391	384	379	375	372	372
	445	48%	90%	88%	89%	88%	86%	85%	84%	84%	84%
Pauline Johnson (JK-5)	314	265	279	295	307	300	305	304	305	305	305
		84%	89%	94%	98%	96%	97%	97%	97%	97%	97%
Queensdale (JK-5)	279	188	240	242	235	235	229	225	221	218	214
		67%	86%	87%	84%	84%	82%	81%	79%	78%	77%
Ridgemount (JK-5)	290	247	251	242	247	247	250	251	257	263	269
		85%	86%	84%	85%	85%	86%	87%	89%	91%	93%
Total	Current OTG	2,062	2,078	2,033	2,038	2,026	2,009	2,016	2,003	1,983	1,978
	2,954	70%	85%	83%	83%	83%	82%	82%	82%	81%	81%
Implementation 2014 OTG	2,447										

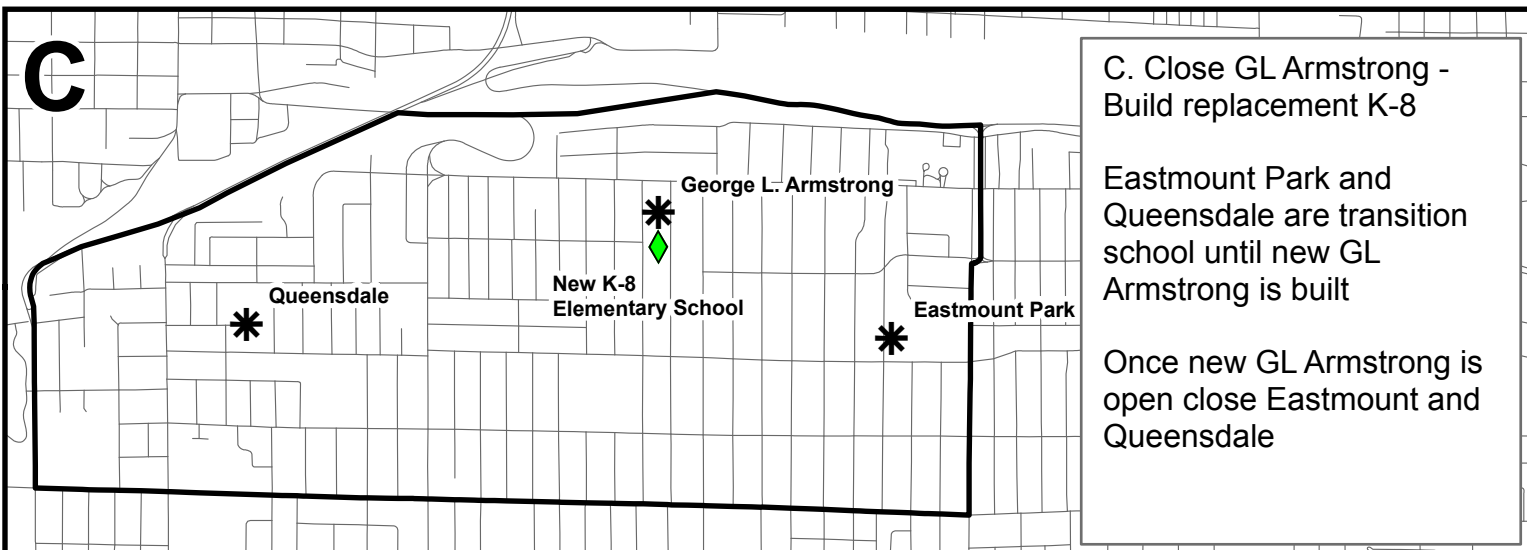
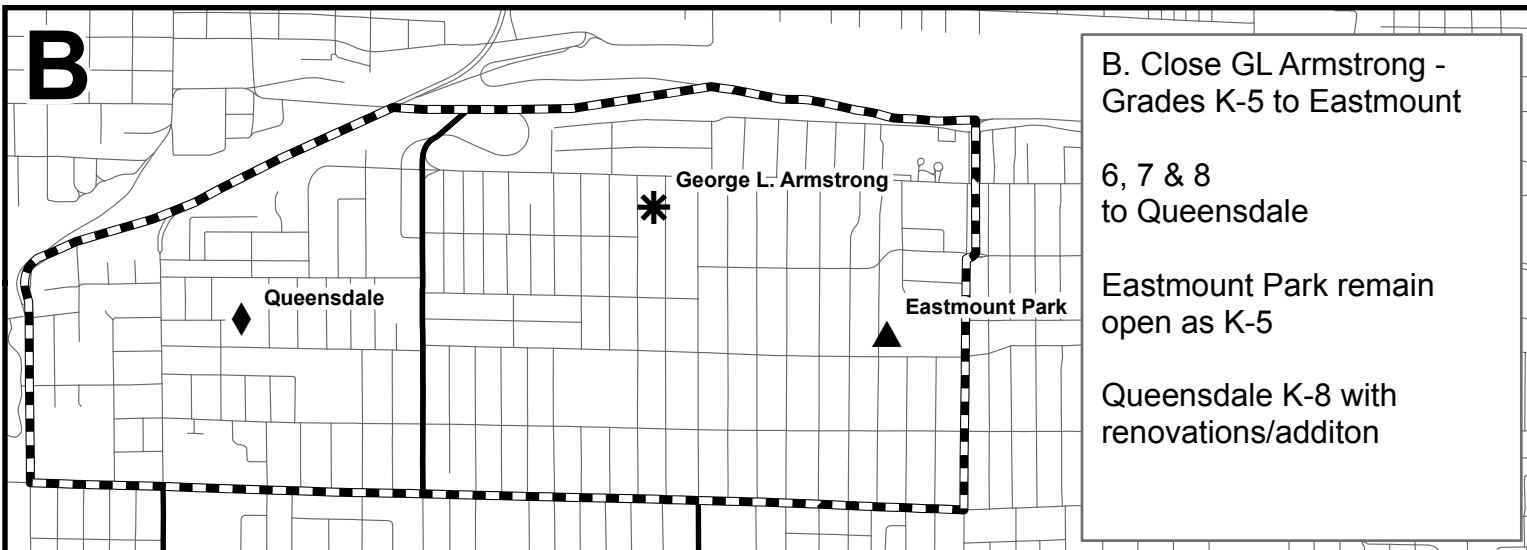
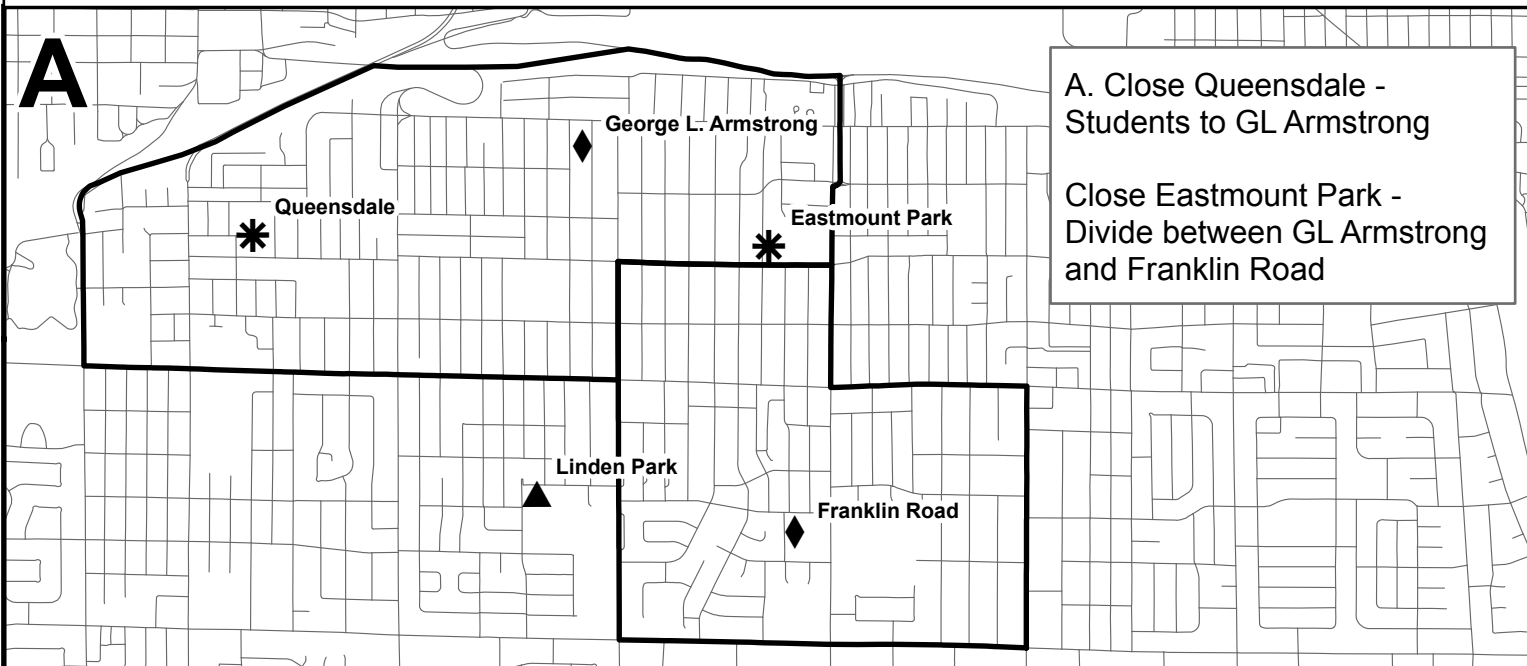
**Potential Renovations/Additions**



Cardinal Heights- None  
 Eastmount Park- None  
 Franklin Road- None  
 GL Armstrong- Closed  
 Linden Park- 4 FDK, 2 Classroom, Gym  
 Pauline Johnson- None  
 Queensdale- None  
 Ridgemount- None

\* If there was no timeline given in the option then the implementation date in the above data is 2014. For most scenarios this is not feasible due to renovations, additions and new builds needed. The 2014 date is for discussion purposes only.

\*\* If a school is proposed to close and contains a daycare (Eastmount Park, Linden Park, Queensdale) that daycare will be accommodated in different HWDSB School.

# Central Mountain Group 4 Options



▲ Jr Elementary	* Closed School	▭ Elem Boundary	 
◆ K-8 Elementary	◆ Proposed New K-8 Elementary	▭ Middle School Boundary	
● Middle School			

**Planning & Accommodation**

Nov 2013

Planning and Accommodation

Option 4A	OTG	2013	2014	2015	2016	2017	2018	2019	2020	2021	2022
Eastmount Park (Closed)	348	216									
		62%									
Franklin Road (JK-8)	463	355	474	459	458	452	446	449	448	449	446
	483	77%	98%	95%	95%	94%	92%	93%	93%	93%	92%
George L. Armstrong (JK-8)	633	327	616	603	611	590	572	553	548	523	520
	673	52%	92%	90%	91%	88%	85%	82%	81%	78%	77%
Queensdale (Closed)	279	188									
		67%									
Total	1,156	1,086	1,090	1,062	1,069	1,042	1,018	1,002	996	973	966
		63%	94%	92%	92%	90%	88%	87%	86%	84%	84%

Curent OTG: 1723

Option 4B	OTG	2013	2014	2015	2016	2017	2018	2019	2020	2021	2022
Eastmount Park (JK-5)	348	216	367	345	333	331	310	311	311	311	311
	388	62%	95%	89%	86%	85%	80%	80%	80%	80%	80%
George L. Armstrong (Closed)	633	327									
		52%									
Queensdale (JK-8)	279	188	364	371	390	367	369	351	348	321	318
	371	67%	98%	100%	105%	99%	100%	95%	94%	87%	86%
Total	759	731	732	715	723	699	679	662	659	632	629
		57%	96%	94%	95%	92%	89%	87%	87%	83%	83%

Curent OTG: 1260

Option 4C	OTG	2013	2014	2015	2016	2017	2018	2019	2020	2021	2022
Eastmount Park (Closed)	348	216									
		62%									
George L. Armstrong (Closed and Rebuilt)	650	327	732	715	723	699	679	662	659	632	629
		50%	113%	110%	111%	107%	104%	102%	101%	97%	97%
Queensdale (Closed)	279	188									
		67%									
Total	650	731	732	715	723	699	679	662	659	632	629
		57%	113%	110%	111%	107%	104%	102%	101%	97%	97%

Curent OTG: 1260

**Potential Renovations/Additions**

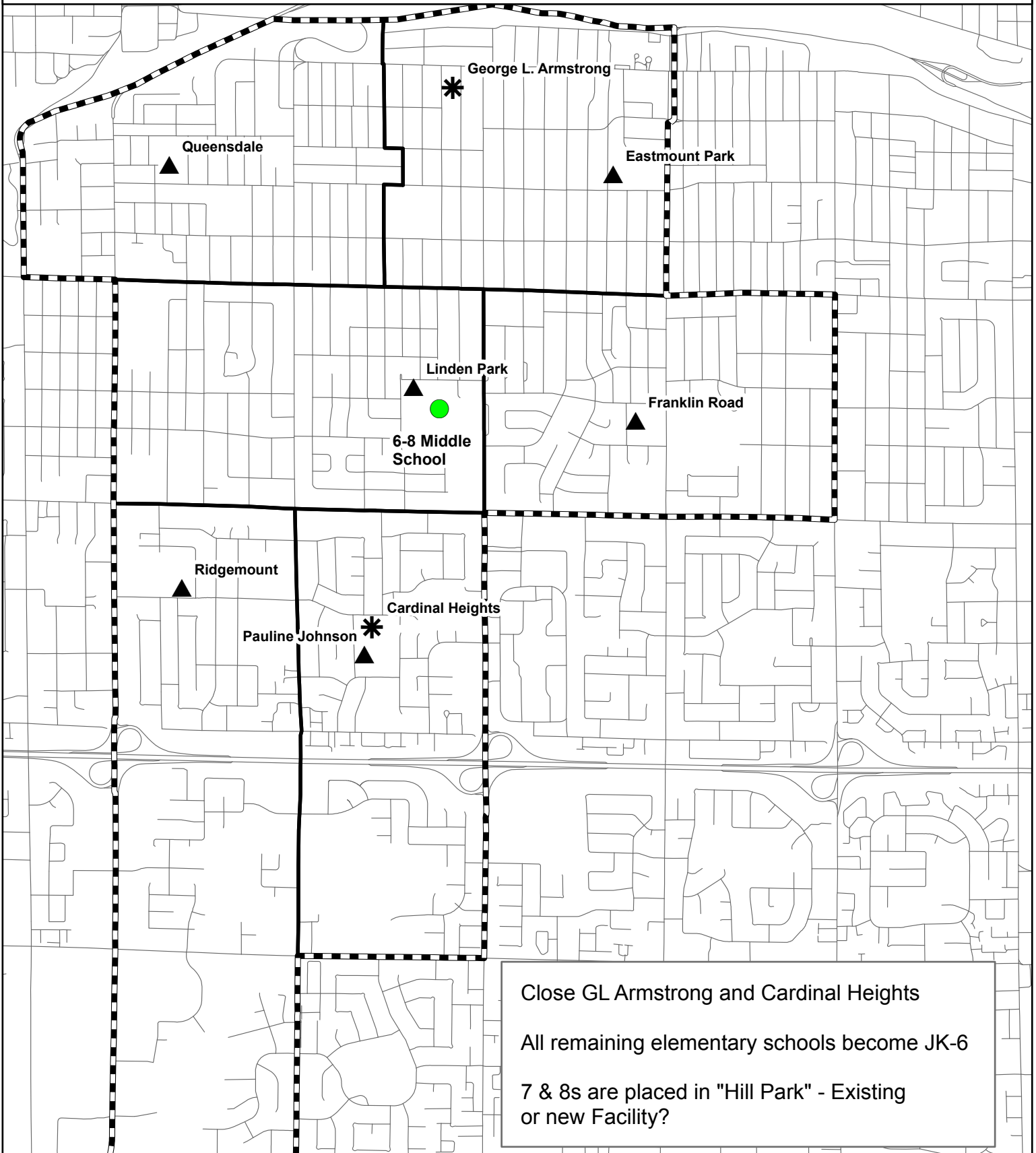
A	B	C
Eastmount Park- Closed	Eastmount Park- 2 FDK Rooms	Eastmount Park- Closed
Franklin Road- 1FDK, Gym	GL Armstrong- Closed	GL Armstrong- Closed
GL Armstrong- 2 FDK Rooms	Queensdale- 4 Classroom addition	Queensdale- Closed
Queensdale- Closed		

\* If there was no timeline given in the option then the implementation date in the above data is 2014. For most senarios this is not feasible due to renovations, additions and new builds needed. The 2014 date is for discussion puposes only.

\*\* If a school is proposed to close and contains a daycare (Eastmount Park, Linden Park, Queensdale) that daycare will be accommodated in different HWDSB School.










# Central Mountain Group 5 Option




Close GL Armstrong and Cardinal Heights

All remaining elementary schools become JK-6

7 & 8s are placed in "Hill Park" - Existing or new Facility?

 Elem Boundary	 Middle School Boundary
 Jr Elementary	 Closed School
 K-8 Elementary	 Proposed New School
 Middle School	

N



0 0.25 0.5 1 Kilometres



School	OTG	2013	2014	2015	2016	2017	2018	2019	2020	2021	2022
Cardinal Heights (Closed)	308	312									
		101%									
Eastmount Park (JK-6)	348	216	350	337	323	317	317	296	298	298	298
		62%	100%	97%	93%	91%	91%	85%	86%	86%	86%
Franklin Road (JK-6)	463	355	285	284	279	280	277	281	278	274	271
		77%	62%	61%	60%	60%	60%	61%	60%	59%	59%
George L. Armstrong (Closed)	633	327									
		52%									
New School on Hill Park (7-8)	400		397	374	394	368	369	399	392	371	367
			99%	94%	98%	92%	92%	100%	98%	93%	92%
Linden Park (JK-6)	319	154	180	175	172	174	174	164	163	164	165
		48%	56%	55%	54%	55%	54%	51%	51%	52%	52%
Pauline Johnson (JK-6)	314	265	311	321	337	349	342	348	347	347	347
		84%	99%	102%	107%	111%	109%	111%	111%	111%	111%
Queensdale (JK-6)	279	188	270	258	258	251	249	242	238	235	231
		67%	97%	93%	93%	90%	89%	87%	85%	84%	83%
Ridgemount (JK-6)	290	247	285	283	275	287	281	285	288	294	299
		85%	98%	98%	95%	99%	97%	98%	99%	101%	103%
Total	2,954	2,062	2,078	2,033	2,038	2,026	2,009	2,016	2,003	1,983	1,978
		70%	86%	84%	84%	84%	83%	84%	83%	82%	82%
Implementation 2014 OTG	2,413										

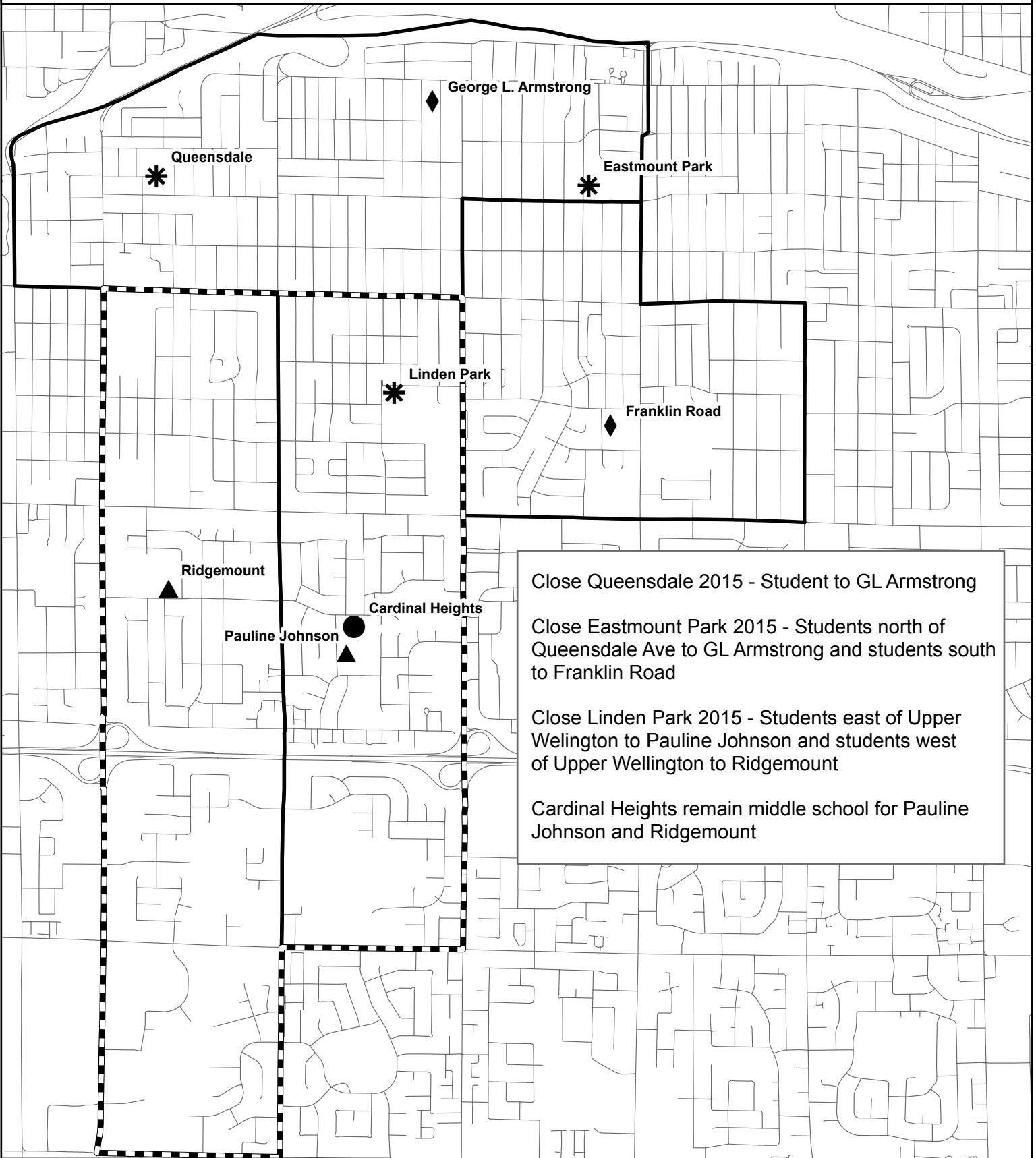
**Potential Renovations/Additions**

- Cardinal Heights- Closed
- Eastmount Park- None
- Franklin Road- None
- GL Armstrong- Closed
- Linden Park- None
- Pauline Johnson-None
- Queensdale- None
- Ridgemount- None

\* If there was no timeline given in the option then the implementation date in the above data is 2014. For most scenarios this is not feasible due to renovations, additions and new builds needed. The 2014 date is for discussion purposes only.

\*\* If a school is proposed to close and contains a daycare (Eastmount Park, Linden Park, Queensdale) that daycare will be accommodated in different HWDSB School.

# Central Mountain Option 6



Close Queensdale 2015 - Student to GL Armstrong

Close Eastmount Park 2015 - Students north of Queensdale Ave to GL Armstrong and students south to Franklin Road

Close Linden Park 2015 - Students east of Upper Wellington to Pauline Johnson and students west of Upper Wellington to Ridgemount

Cardinal Heights remain middle school for Pauline Johnson and Ridgemount

Elem Boundary	Middle School Boundary
Jr Elementary	Closed School
K-8 Elementary	Proposed New School
Middle School	

N

0 0.25 0.5 1 Kilometres

HAMILTON-WENTWORTH DISTRICT SCHOOL BOARD

Planning & Accommodation

Nov 2013

Planning and Accommodation

School	OTG	2013	2014	2015	2016	2017	2018	2019	2020	2021	2022
Cardinal Heights (6-8)	308	312	299	278	259	282	292	316	302	299	295
		101%	97%	90%	84%	91%	95%	103%	98%	97%	96%
Eastmount Park (Closed June 2015)	348	216	219								
		62%	63%								
Franklin Road (JK-8)	463 503	355	358	459	458	452	446	449	448	449	446
		77%	77%	91%	91%	90%	89%	89%	89%	89%	89%
George L. Armstrong (JK-8)	633 673	327	318	603	611	590	572	553	548	523	520
		52%	50%	90%	91%	88%	85%	82%	81%	78%	77%
Linden Park (Closed June 2015)	319	154	159								
		48%	50%								
Pauline Johnson (JK-5)	314 400	265	280	397	405	393	391	389	390	390	390
		84%	89%	99%	101%	98%	98%	97%	98%	98%	98%
Queensdale (Closed 2015)	279	188	195								
		67%	70%								
Ridgemount (JK-5)	290 336	247	251	296	306	310	309	309	315	321	327
		85%	86%	88%	91%	92%	92%	92%	94%	95%	97%
Total	Current OTG	2,062	2,078	2,033	2,038	2,026	2,009	2,016	2,003	1,983	1,978
	2,954	70%	70%	92%	92%	91%	91%	91%	90%	89%	89%
2015 OTG	2,220										

**Potential Renovations/Additions**

Cardinal Heights- None

Eastmount Park- Closed

Franklin Road- 2 FDK, Gym

GL Armstrong- 2 FDK

Linden Park- Closed

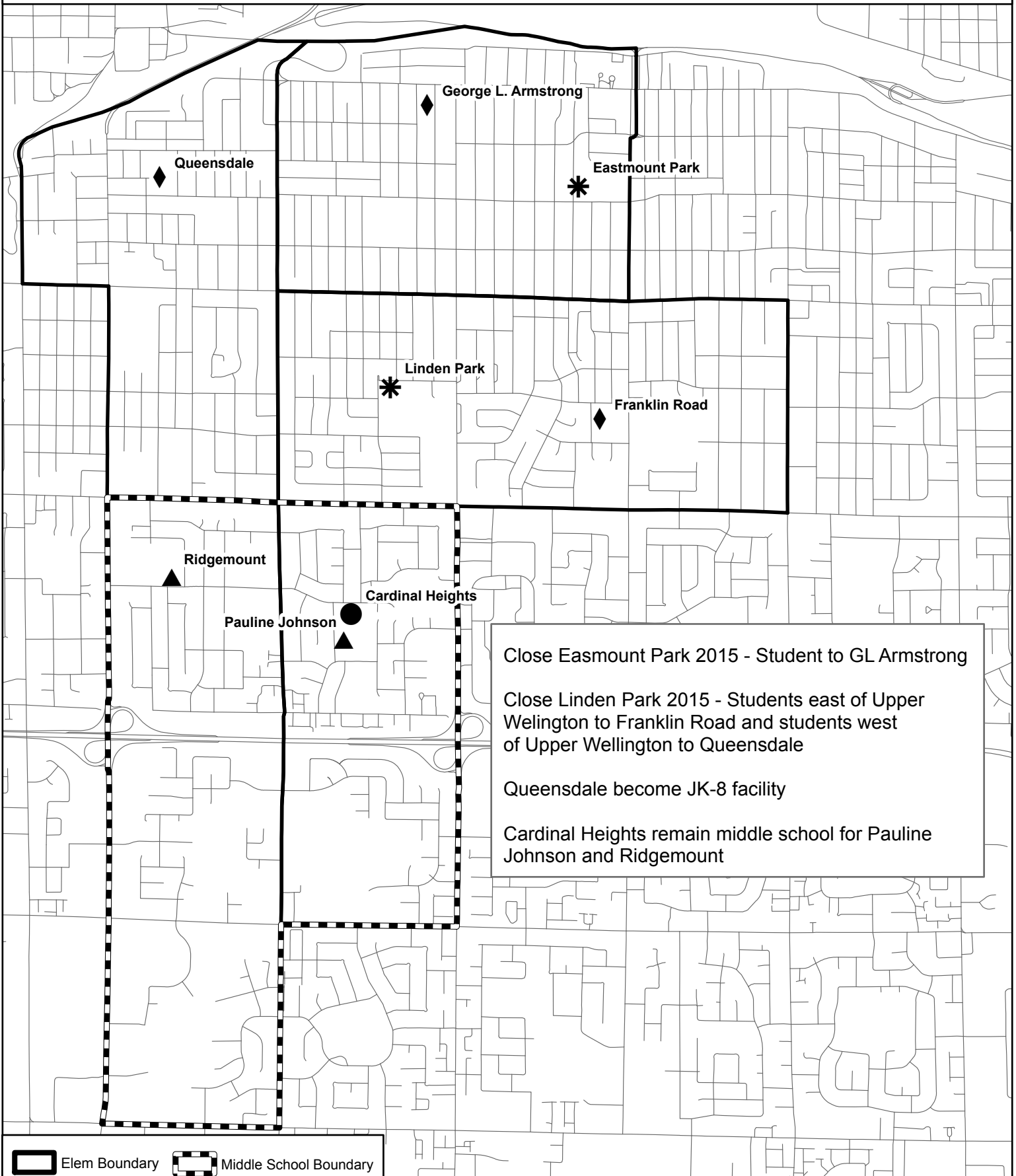
Pauline Johnson- 2 FDK, 2 Classroom, Gym

Queensdale- Closed

Ridgemount- 2 Classrooms, Gym

\*\* If a school is proposed to close and contains a daycare (Eastmount Park, Linden Park, Queensdale) that daycare will be accommodated in different HWDSB School.

# Central Mountain Option 7



Close Eastmount Park 2015 - Student to GL Armstrong

Close Linden Park 2015 - Students east of Upper Wellington to Franklin Road and students west of Upper Wellington to Queensdale

Queensdale become JK-8 facility

Cardinal Heights remain middle school for Pauline Johnson and Ridgemount

Elem Boundary	Middle School Boundary
Jr Elementary	Closed School
K-8 Elementary	Proposed New School
Middle School	

N

0 0.25 0.5 1 Kilometres

HAMILTON-WENTWORTH DISTRICT SCHOOL BOARD

Planning & Accommodation

Nov 2013

Planning and Accommodation

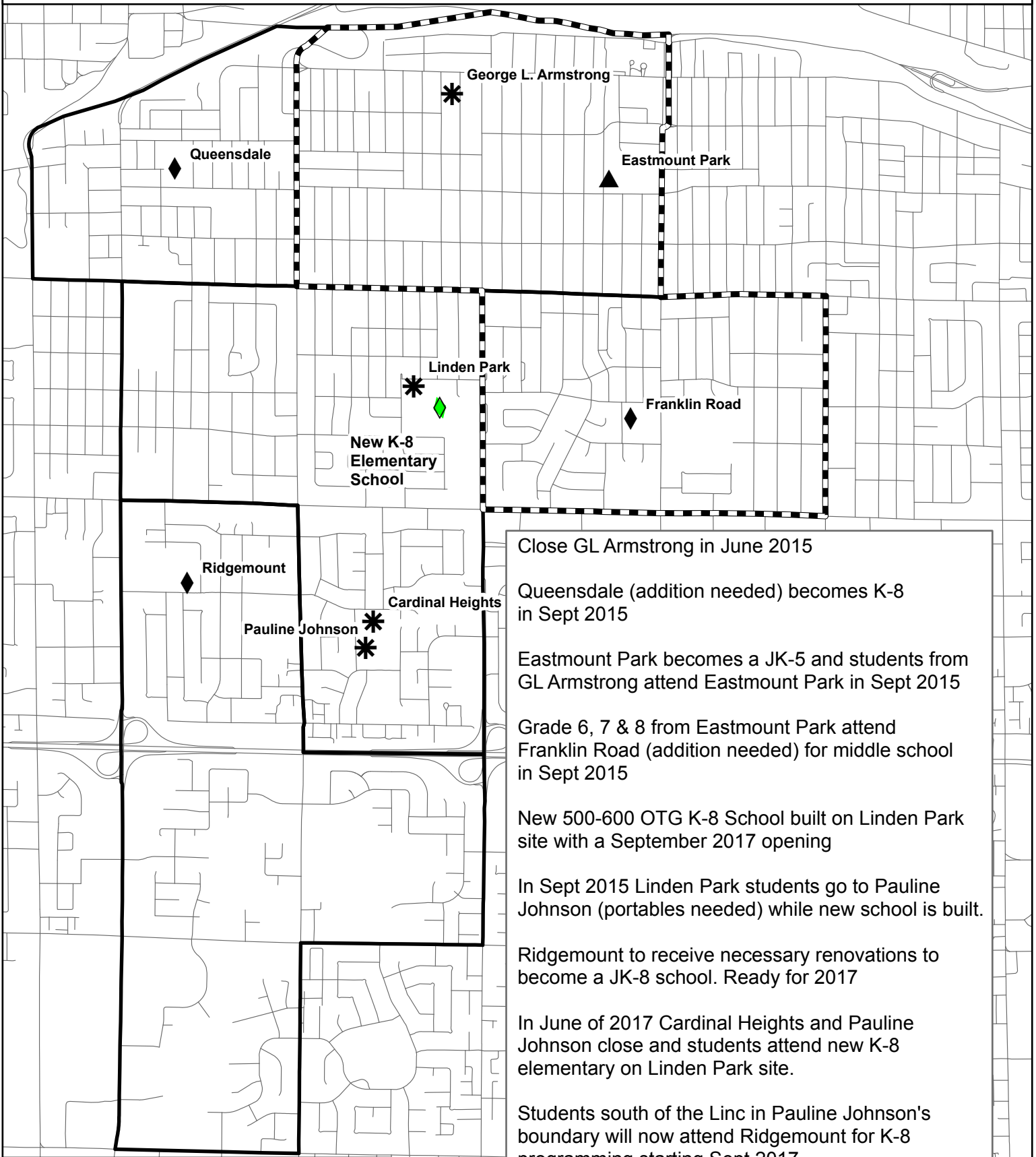
School	OTG	2013	2014	2015	2016	2017	2018	2019	2020	2021	2022
Cardinal Heights (6-8)	308	312	299	218	202	225	226	246	229	233	228
		101%	97%	71%	66%	73%	73%	80%	74%	76%	74%
Eastmount Park (Closed June 2015)	348	216	219								
		62%	63%								
Franklin Road (JK-8)	463	355	358	476	472	466	459	457	452	451	448
	483	77%	77%	99%	98%	97%	95%	95%	94%	93%	93%
George L. Armstrong (JK-8)	633	327	318	509	509	488	466	454	453	431	432
		52%	50%	80%	80%	77%	74%	72%	72%	68%	68%
Linden Park (Closed June 2015)	319	154	159								
		48%	50%								
Pauline Johnson (JK-5)	314	265	279	306	318	311	316	315	316	316	316
		84%	89%	97%	101%	99%	101%	100%	101%	101%	101%
Queensdale (JK-8 in 2015)	279	188	195	282	290	290	292	293	296	288	286
	299	67%	70%	94%	97%	97%	98%	98%	99%	96%	96%
Ridgemount (JK-5)	290	247	251	242	247	247	250	251	257	263	269
		85%	86%	84%	85%	85%	86%	87%	89%	91%	93%
Total	Current OTG	2,062	2,078	2,033	2,038	2,026	2,009	2,016	2,003	1,983	1,978
	2,954	70%	70%	87%	88%	87%	86%	87%	86%	85%	85%
Implementation OTG	2,327										

**Potential Renovations/Additions**

- Cardinal Heights- None
- Eastmount Park- None
- Franklin Road- 1 FDK, Gym
- GL Armstrong- 2 FDK - renos
- Linden Park- Closed
- Pauline Johnson- None
- Queensdale- 1 FDK, possible classrooms
- Ridgemount- None

\*\* If a school is proposed to close and contains a daycare (Eastmount Park, Linden Park, Queensdale) that daycare will be accommodated in different HWDSB School.

# Central Mountain Option 8



Close GL Armstrong in June 2015

Queensdale (addition needed) becomes K-8 in Sept 2015

Eastmount Park becomes a JK-5 and students from GL Armstrong attend Eastmount Park in Sept 2015

Grade 6, 7 & 8 from Eastmount Park attend Franklin Road (addition needed) for middle school in Sept 2015

New 500-600 OTG K-8 School built on Linden Park site with a September 2017 opening

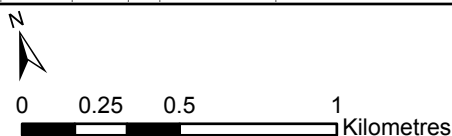
In Sept 2015 Linden Park students go to Pauline Johnson (portables needed) while new school is built.

Ridgemount to receive necessary renovations to become a JK-8 school. Ready for 2017

In June of 2017 Cardinal Heights and Pauline Johnson close and students attend new K-8 elementary on Linden Park site.

Students south of the Linc in Pauline Johnson's boundary will now attend Ridgemount for K-8 programming starting Sept 2017.

Elem Boundary	Middle School Boundary
Jr Elementary	Closed School
K-8 Elementary	Proposed New School
Middle School	



School	OTG	2013	2014	2015	2016	2017	2018	2019	2020	2021	2022
Cardinal Heights (6-8)	308	312	299	278	259						
		101%	97%	90%	84%						
Eastmount Park (JK-5 in September 2015)	348	216	219	334	322	320	299	300	300	300	300
		62%	63%	96%	92%	92%	86%	86%	86%	86%	86%
Franklin Road (JK-8) Middle School for Eastmount 2015	463	355	358	511	523	499	496	484	480	461	458
		509	77%	77%	100%	103%	98%	97%	95%	94%	91%
George L. Armstrong (Closed June 2015)	633	327	318								
		52%	50%								
New K-8 (on Linden Park Site Open Sept 2017)	525					502	512	520	516	516	515
						96%	98%	99%	98%	98%	98%
Linden Park (Closed June 2015)	319	154	159								
		48%	50%								
Pauline Johnson (JK-5 and Transition School for Linden Park 2015 & 2016)	314	265	279	451	463						
		84%	89%	144%	148%						
Queensdale (JK-8 in 2015)	279	188	195	217	224	222	224	219	216	212	208
		67%	70%	78%	80%	80%	80%	78%	78%	76%	75%
Ridgemount (JK-8 in 2017)	290	247	251	242	247	483	479	494	492	494	497
		514	85%	86%	84%	85%	94%	93%	96%	96%	96%
Total	Current OTG 2,954	2,062	2,078	2,033	2,038	2,026	2,009	2,016	2,003	1,983	1,978
		70%	70%	89%	89%	92%	92%	92%	91%	90%	90%
2015 OTG	2,292										
2017 OTG	2,195										

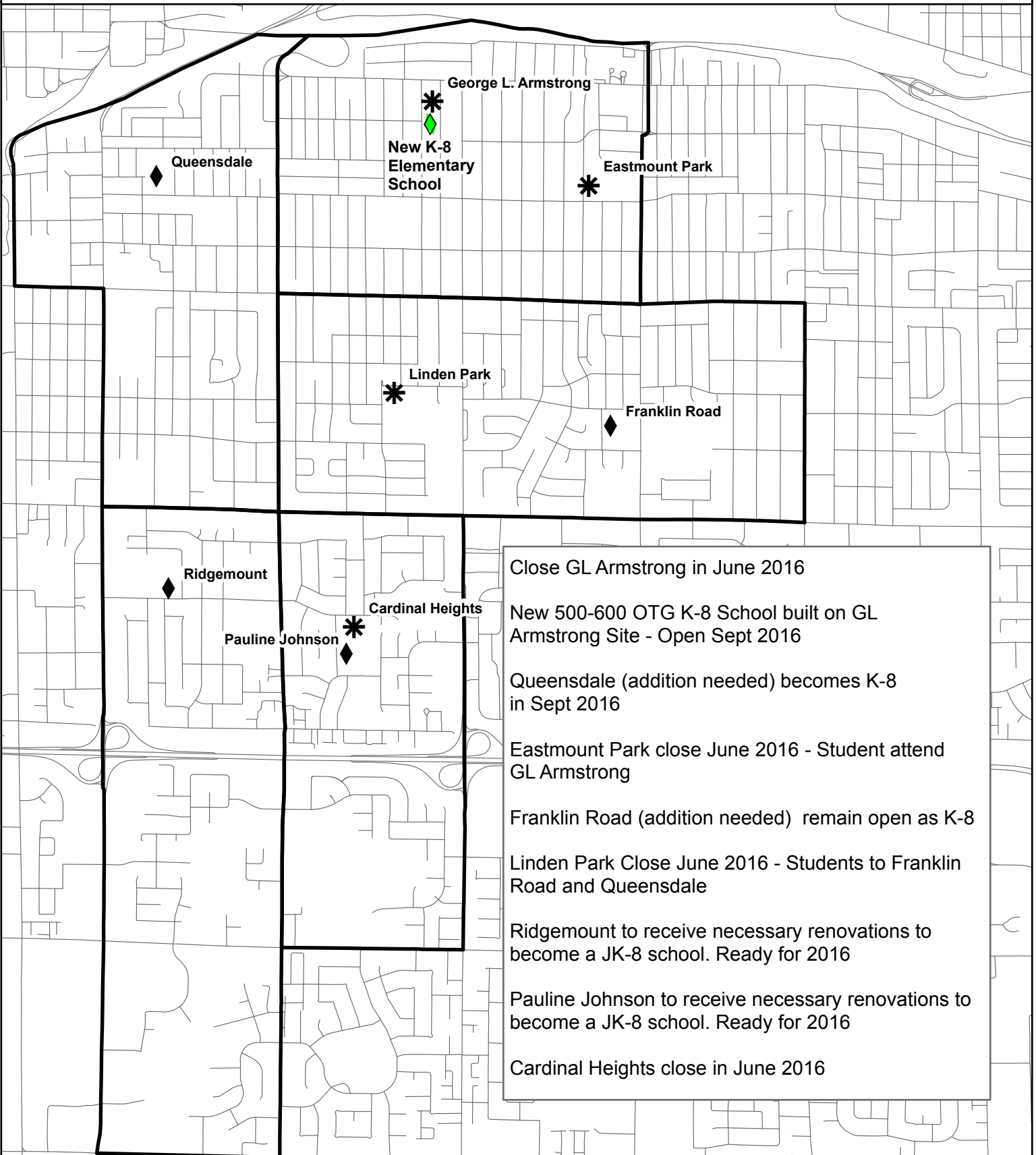
**Potential Renovations/Additions**

- Cardinal Heights- Closed
- Eastmount Park- 1 FDK Room
- Franklin Road- 2 Classrooms, Gym
- GL Armstrong- Closed
- Linden Park- Closed
- Pauline Johnson- 6-8 Portables
- Queensdale- None
- Ridgemount- 2 FDK, 8 Classrooms, Gym

\*\* If a school is proposed to close and contains a daycare (Eastmount Park, Linden Park, Queensdale) that daycare will be accommodated in different HWDSB School.



# Central Mountain Option 9



Close GL Armstrong in June 2016

New 500-600 OTG K-8 School built on GL Armstrong Site - Open Sept 2016

Queensdale (addition needed) becomes K-8 in Sept 2016

Eastmount Park close June 2016 - Student attend GL Armstrong








Franklin Road (addition needed) remain open as K-8

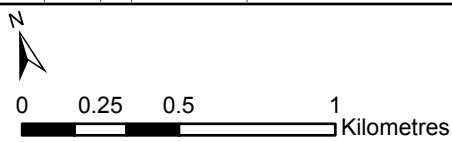
Linden Park Close June 2016 - Students to Franklin Road and Queensdale

Ridgemount to receive necessary renovations to become a JK-8 school. Ready for 2016

Pauline Johnson to receive necessary renovations to become a JK-8 school. Ready for 2016

Cardinal Heights close in June 2016

-  Elem Boundary
-  Middle School Boundary
-  Jr Elementary
-  Closed School
-  K-8 Elementary
-  Proposed New School
-  Middle School



School	OTG	2013	2014	2015	2016	2017	2018	2019	2020	2021	2022
Cardinal Heights (Closed June 2016)	308	312	299	278							
		101%	97%	90%							
Eastmount Park (Closed June 2016)	348	216	219	213							
		62%	63%	61%							
Franklin Road (JK-8)	463	355	358	347	472	466	459	457	452	451	448
	509	77%	77%	75%	93%	92%	90%	90%	89%	89%	88%
George L. Armstrong (Closed June 2016)	633	327	318	310							
		52%	50%	49%							
New K-8 (on GL Armstrong Site Open Sept 2016)	500				509	488	466	454	453	431	432
					102%	98%	93%	91%	91%	86%	86%
Linden Park (Closed June 2016)	319	154	159	156							
		48%	50%	49%							
Pauline Johnson (JK-8 in Sept 2016)	314	265	279	295	406	416	432	445	439	444	442
	449	84%	89%	94%	90%	93%	96%	99%	98%	99%	98%
Queensdale (JK-8 in Sept 2016)	279	188	195	192	290	290	292	293	296	288	286
	365	67%	70%	69%	79%	79%	80%	80%	81%	79%	78%
Ridgemount (JK-8 in Sept 2016)	290	247	251	242	361	367	360	367	363	369	371
	382	85%	86%	84%	94%	96%	94%	96%	95%	96%	97%
Total	Current	2,062	2,078	2,033	2,038	2,026	2,009	2,016	2,003	1,983	1,978
	OTG 2,954	70%	70%	69%	92%	92%	91%	91%	91%	90%	90%
2016 OTG	2,205										

### Potential Renovations/Additions

Cardinal Heights- Closed

Eastmount Park- Closed

Franklin Road- 2 Classrooms, Gym

GL Armstrong- Closed

Linden Park- Closed

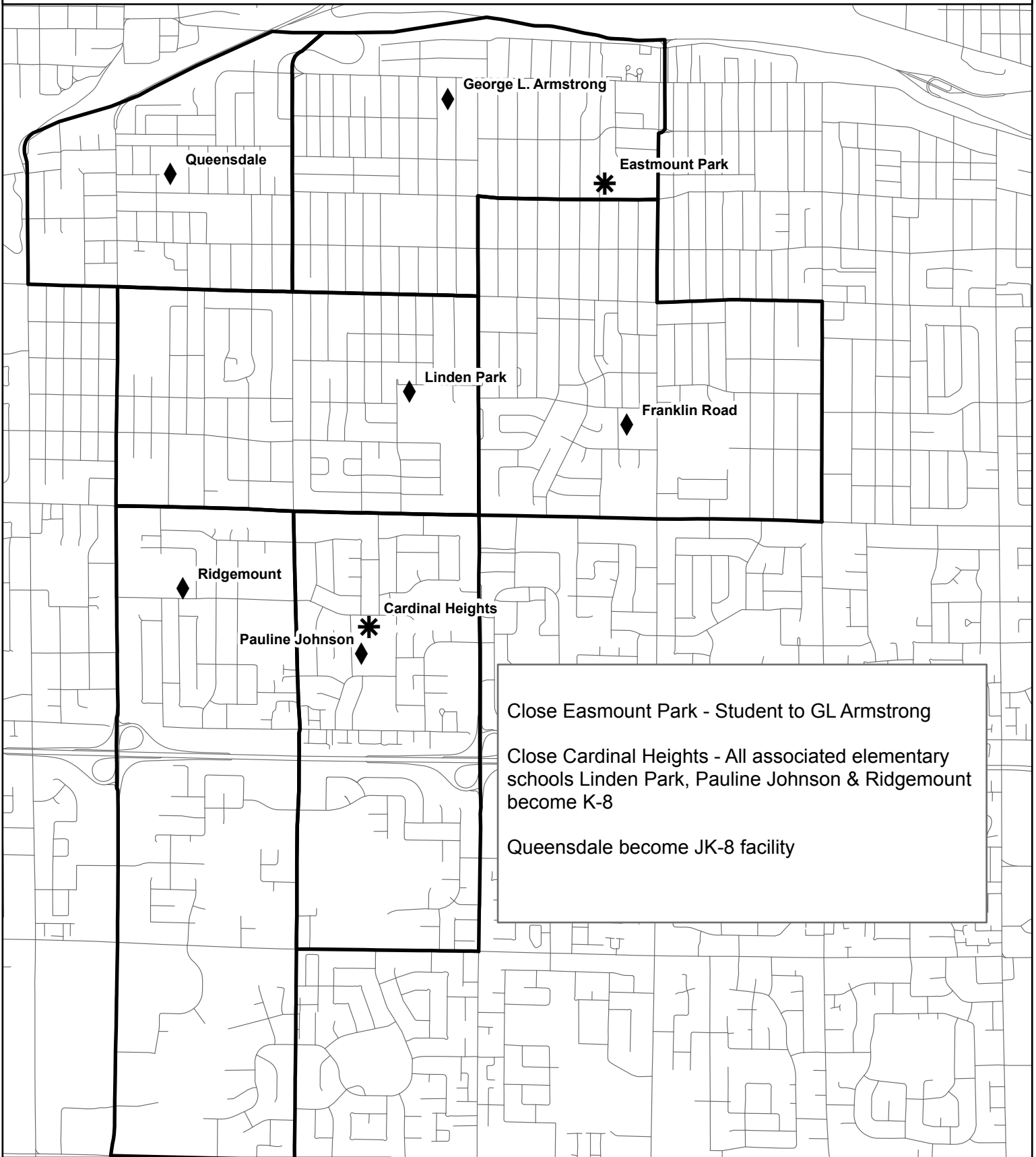
Pauline Johnson- 1 FDK, 5 Classrooms, Gym

Queensdale- 2 FDK, 2 Classrooms

Ridgemount- 4 Classrooms

\*\* If a school is proposed to close and contains a daycare (Eastmount Park, Linden Park, Queensdale) that daycare will be accommodated in different HWDSB School.

# Central Mountain Option 10



Close Eastmount Park - Student to GL Armstrong

Close Cardinal Heights - All associated elementary schools Linden Park, Pauline Johnson & Ridgemount become K-8

Queensdale become JK-8 facility

	Elem Boundary		Middle School Boundary
	Jr Elementary		Closed School
	K-8 Elementary		Proposed New School
	Middle School		

N

0 0.25 0.5 1

Kilometres



School	OTG	2013	2014	2015	2016	2017	2018	2019	2020	2021	2022
Cardinal Heights (Closed)	308	312									
		101%									
Eastmount Park (Closed)	348	216									
		62%									
Franklin Road (JK-8)	463	355	474	459	458	452	446	449	448	449	446
	503	77%	94%	91%	91%	90%	89%	89%	89%	89%	89%
George L. Armstrong (JK-8)	633	327	407	397	397	379	359	346	343	322	323
		52%	64%	63%	63%	60%	57%	55%	54%	51%	51%
Linden Park (JK-8)	319	154	229	215	214	213	211	213	216	208	209
		48%	72%	68%	67%	67%	66%	67%	68%	65%	66%
Pauline Johnson (JK-8)	314	265	389	384	395	405	421	434	428	433	431
	449	84%	87%	86%	88%	90%	94%	97%	95%	96%	96%
Queensdale (JK-8)	279	188	209	206	213	211	213	208	205	201	197
		67%	75%	74%	76%	76%	76%	74%	74%	72%	71%
Ridgemount (JK-8)	290	247	370	371	361	367	360	367	363	369	371
	382	85%	97%	97%	94%	96%	94%	96%	95%	96%	97%
Total	Current OTG	2,062	2,078	2,033	2,038	2,026	2,009	2,016	2,003	1,983	1,978
	2,954	70%	81%	79%	79%	79%	78%	79%	78%	77%	77%
Implementation 2014 OTG	2,565										

### Potential Renovations/Additions

Cardinal Heights- Closed

Eastmount Park- Closed

Franklin Road- 2 FDK, Gym

GL Armstrong- None

Linden Park- None

Pauline Johnson- 1 FDK, 5 Classrooms, Gym

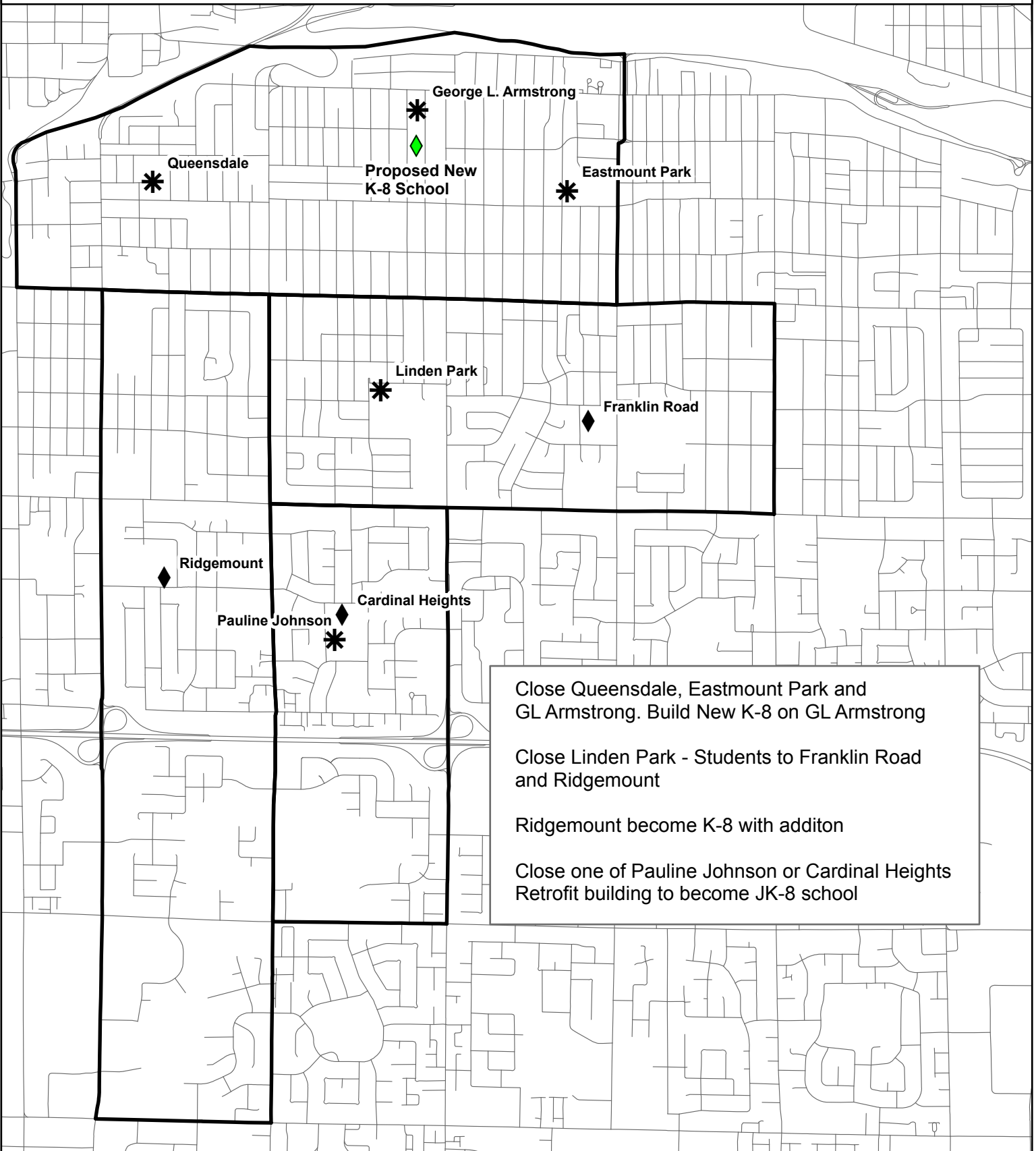
Queensdale- None

Ridgemount- 4 Classrooms

\* If there was no timeline given in the option then the implementation date in the above data is 2014. For most scenarios this is not feasible due to renovations, additions and new builds needed. The 2014 date is for discussion purposes only.

\*\* If a school is proposed to close and contains a daycare (Eastmount Park, Linden Park, Queensdale) that daycare will be accommodated in different HWDSB School.

# Central Mountain Option 11



Close Queensdale, Eastmount Park and GL Armstrong. Build New K-8 on GL Armstrong

Close Linden Park - Students to Franklin Road and Ridgemount

Ridgemount become K-8 with additon

Close one of Pauline Johnson or Cardinal Heights  
Retrofit building to become JK-8 school

	Elem Boundary		Middle School Boundary
	Jr Elementary		Closed School
	K-8 Elementary		Proposed New School
	Middle School		

N

0 0.25 0.5 1 Kilometres



School	OTG	2013	2014	2015	2016	2017	2018	2019	2020	2021	2022
Cardinal Heights (JK-8)	308	312	408	403	414	424	440	453	447	452	450
	460	101%	89%	88%	90%	92%	96%	98%	97%	98%	98%
Eastmount Park (Closed)	348	216									
		62%									
Franklin Road (JK-8)	463	355	501	476	472	466	459	457	452	451	448
	509	77%	98%	94%	93%	92%	90%	90%	89%	89%	88%
George L. Armstrong (New Build)	633	327									
		52%									
Linden Park (Closed)	319	154									
		48%									
Pauline Johnson (Closed)	314	265									
		84%									
Queensdale (Closed)	279	188									
		67%									
Ridgemount (JK-8)	290	247	445	446	438	446	439	452	454	456	460
	448	85%	99%	100%	98%	99%	98%	101%	101%	102%	103%
New K-8 on GL Armstrong Site	700	327	724	707	715	691	671	654	651	624	621
		47%	103%	101%	102%	99%	96%	93%	93%	89%	89%
Total	Current OTG	2,062	2,078	2,033	2,038	2,026	2,009	2,016	2,003	1,983	1,978
	2,954	70%	98%	96%	96%	96%	95%	95%	95%	94%	93%
Implementation 2014 OTG	2,117										

**Potential Renovations/Additions**

Cardinal Heights- 3 FDK, 4 Classrooms, Gym

Eastmount Park-Closed

Franklin Road- 2 Classrooms, Gym

GL Armstrong- Closed

Linden Park- Closed

Pauline Johnson- Closed

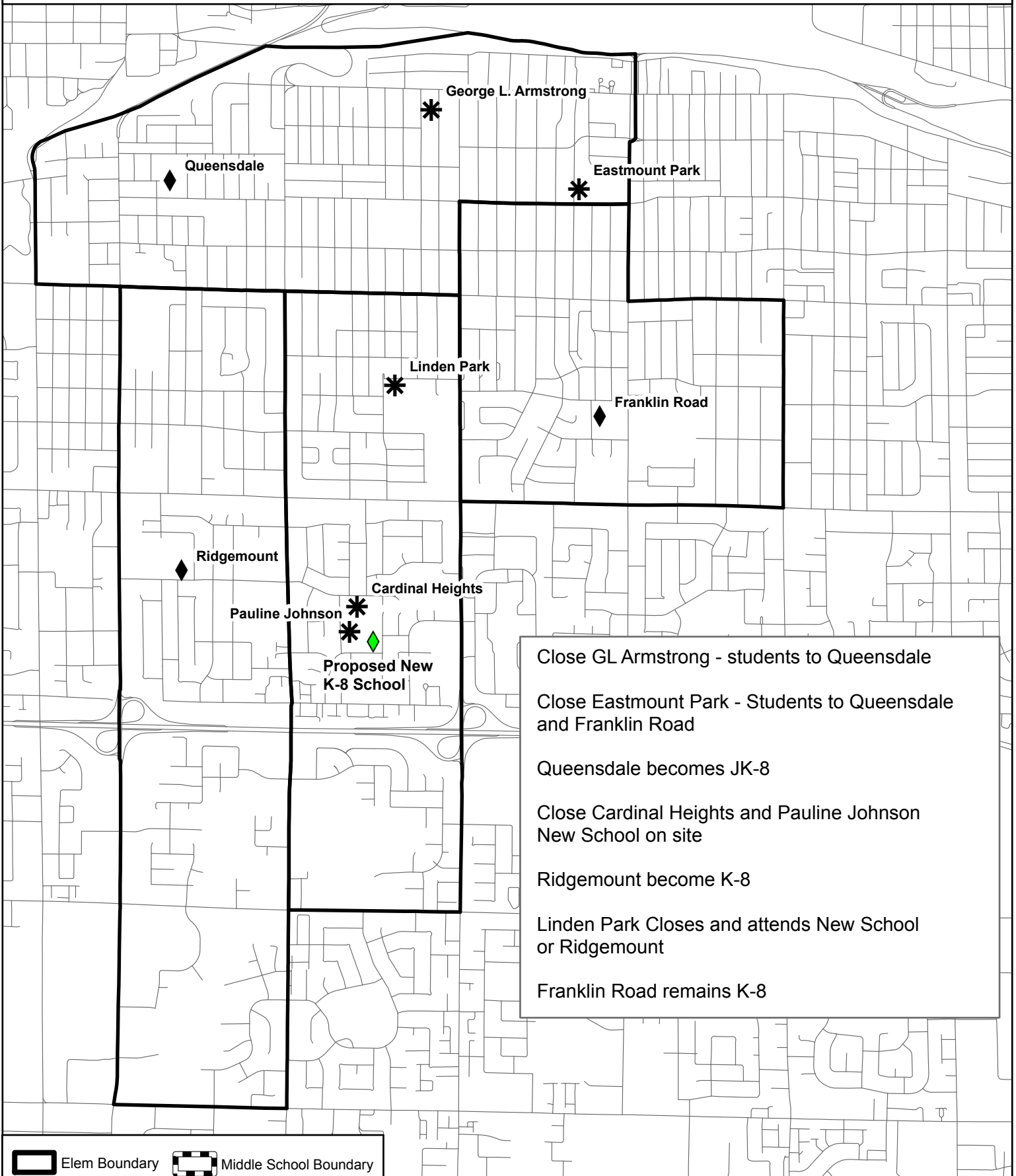
Queensdale- Closed

Ridgemount- 2 FDK, 6 Classrooms, Gym

\* If there was no timeline given in the option then the implementation date in the above data is 2014. For most scenarios this is not feasible due to renovations, additions and new builds needed. The 2014 date is for discussion purposes only.

\*\* If a school is proposed to close and contains a daycare (Eastmount Park, Linden Park, Queensdale) that daycare will be accommodated in different HWDSB School.

# Central Mountain Option 12



Close GL Armstrong - students to Queensdale

Close Eastmount Park - Students to Queensdale and Franklin Road

Queensdale becomes JK-8

Close Cardinal Heights and Pauline Johnson New School on site

Ridgemount become K-8

Linden Park Closes and attends New School or Ridgemount

Franklin Road remains K-8

Elem Boundary	Middle School Boundary
Jr Elementary	Closed School
K-8 Elementary	Proposed New School
Middle School	

N

0 0.25 0.5 1 Kilometres



School	OTG	2013	2014	2015	2016	2017	2018	2019	2020	2021	2022
Cardinal Heights (Closed)	308	312									
		101%									
Eastmount Park (Closed)	348	216									
		62%									
Franklin Road (JK-8)	463	355	474	459	458	452	446	449	448	449	446
	503	77%	94%	91%	91%	90%	89%	89%	89%	89%	89%
George L. Armstrong (Closed)	633	327									
		52%									
Linden Park (Closed)	319	154									
		48%									
Pauline Johnson (Closed)	314	265									
		84%									
Queensdale (JK-8)	279	188	605	592	600	579	561	542	537	512	509
	569	67%	106%	104%	105%	102%	99%	95%	94%	90%	89%
Ridgemount (JK-8)	290	247	445	447	438	446	439	452	454	456	460
	468	85%	95%	95%	94%	95%	94%	97%	97%	97%	98%
New School on Cardinal Heights Site	575		554	535	543	550	563	573	565	565	563
			96%	93%	94%	96%	98%	100%	98%	98%	98%
Total	Current OTG	2,062	2,078	2,033	2,038	2,026	2,009	2,016	2,003	1,983	1,978
	2,954	70%	98%	96%	96%	96%	95%	95%	95%	94%	94%
Implementation 2014 OTG	2,115										

**Potential Renovations/Additions**

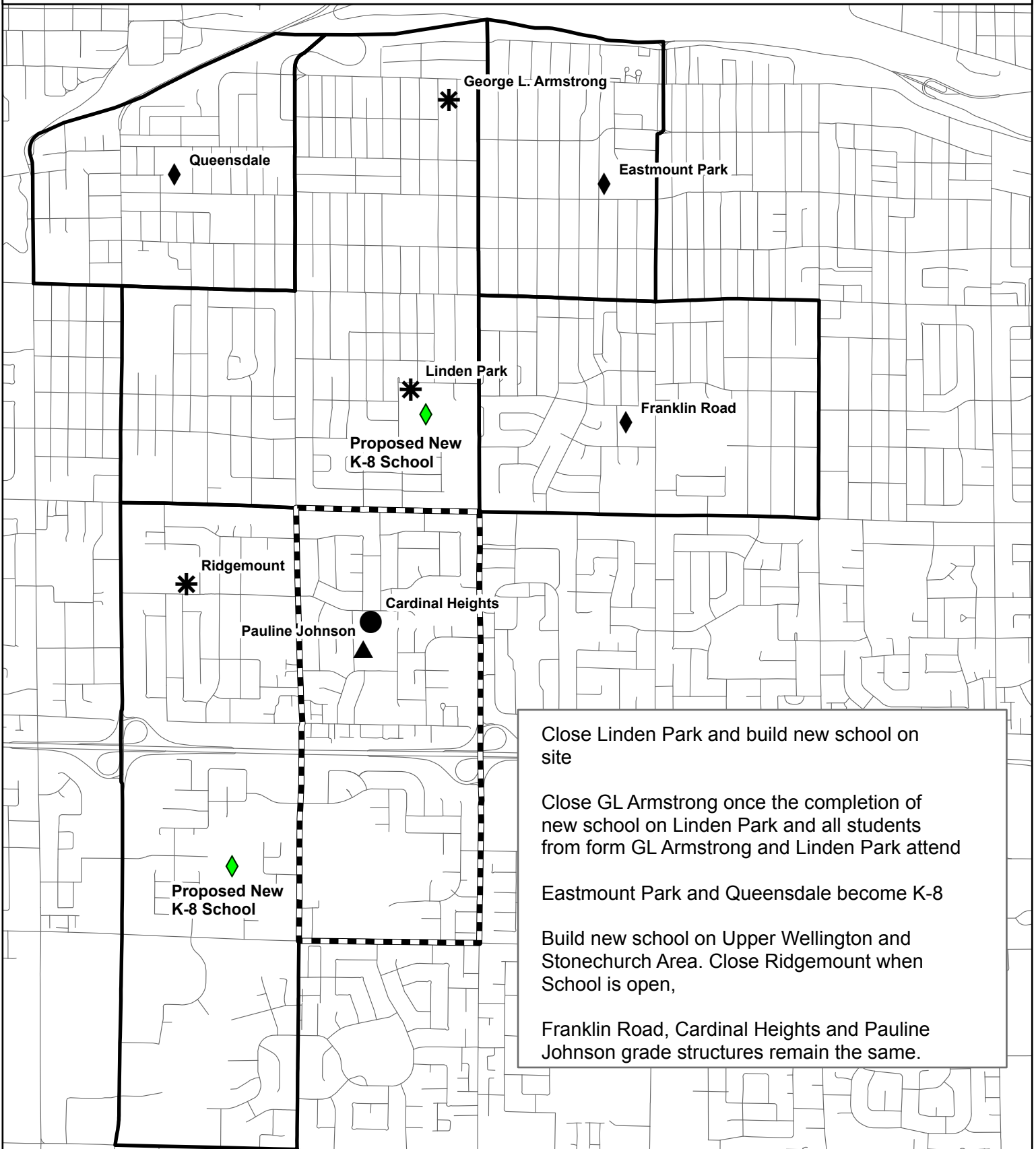
- Cardinal Heights-Closed
- Eastmount Park-Closed
- Franklin Road- 2 FDK, Gym
- GL Armstrong-
- Linden Park-
- Pauline Johnson-
- Queensdale- 3 FDK, 10 Classrooms, Gym
- Ridgemount- 2 FDK, 6 Classrooms, Gym

\* If there was no timeline given in the option then the implementation date in the above data is 2014. For most scenarios this is not feasible due to renovations, additions and new builds needed. The 2014 date is for discussion purposes only.

\*\* If a school is proposed to close and contains a daycare (Eastmount Park, Linden Park, Queensdale) that daycare will be accommodated in different HWDSB School.



# Central Mountain Option 13



Close Linden Park and build new school on site

Close GL Armstrong once the completion of new school on Linden Park and all students from form GL Armstrong and Linden Park attend

Eastmount Park and Queensdale become K-8


Build new school on Upper Wellington and Stonechurch Area. Close Ridgemount when School is open,

Franklin Road, Cardinal Heights and Pauline Johnson grade structures remain the same.

Elem Boundary	Middle School Boundary
Jr Elementary	Closed School
K-8 Elementary	Proposed New School
Middle School	

N

0 0.25 0.5 1 Kilometres



School	OTG	2013	2014	2015	2016	2017	2018	2019	2020	2021	2022
Cardinal Heights (6-8)	308	312	131	110	99	116	127	141	134	139	137
		101%	43%	36%	32%	38%	41%	46%	44%	45%	44%
Eastmount Park (JK-8)	348	216	254	252	255	251	245	247	251	245	246
		62%	73%	72%	73%	72%	70%	71%	72%	71%	71%
Franklin Road (JK-8)	463	355	358	347	346	343	339	340	337	341	337
		77%	77%	75%	75%	74%	73%	73%	73%	74%	73%
George L. Armstrong (Closed)	633	327									
		52%									
Linden Park (Closed)	319	154									
		48%									
Pauline Johnson (JK-5)	314	265	279	295	307	300	305	304	305	305	305
		84%	89%	94%	98%	96%	97%	97%	97%	97%	97%
Queensdale (JK-8)	279	188	209	206	213	211	213	208	205	201	197
		67%	75%	74%	76%	76%	76%	74%	74%	72%	71%
Ridgemount (Closed)	290	247									
		85%									
New School on Linden Park Site	425		486	461	457	438	421	410	408	383	384
			114%	108%	108%	103%	99%	96%	96%	90%	90%
New School Upper Wellington and Stonechurch	375		360	361	361	367	360	367	363	369	371
			96%	96%	96%	98%	96%	98%	97%	98%	99%
Total	Current OTG	2,062	2,078	2,033	2,038	2,026	2,009	2,016	2,003	1,983	1,978
	2,954	70%	83%	81%	81%	81%	80%	80%	80%	79%	79%
Implementation 2014 OTG	2,512										

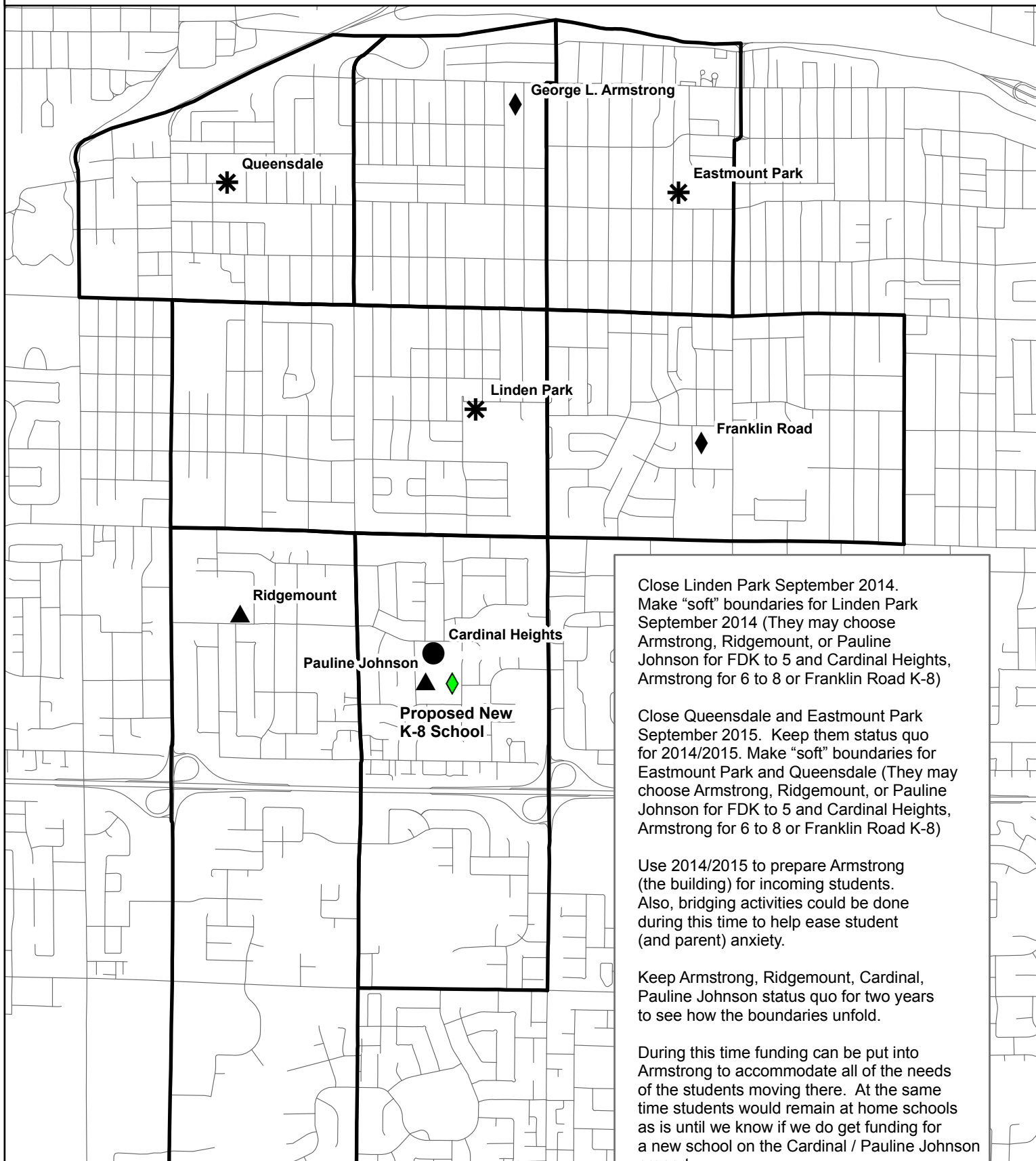
**Potential Renovations/Additions**

Cardinal Heights-None  
 Eastmount Park-None  
 Franklin Road- None  
 GL Armstrong- Closed  
 Linden Park- Closed  
 Pauline Johnson- None  
 Queensdale- None  
 Ridgemount- Closed

\* If there was no timeline given in the option then the implementation date in the above data is 2014. For most scenarios this is not feasible due to renovations, additions and new builds needed. The 2014 date is for discussion purposes only.

\*\* If a school is proposed to close and contains a daycare (Eastmount Park, Linden Park, Queensdale) that daycare will be accommodated in different HWDSB School.

# Central Mountain Option 14



Close Linden Park September 2014. Make "soft" boundaries for Linden Park September 2014 (They may choose Armstrong, Ridgemount, or Pauline Johnson for FDK to 5 and Cardinal Heights, Armstrong for 6 to 8 or Franklin Road K-8)

Close Queensdale and Eastmount Park September 2015. Keep them status quo for 2014/2015. Make "soft" boundaries for Eastmount Park and Queensdale (They may choose Armstrong, Ridgemount, or Pauline Johnson for FDK to 5 and Cardinal Heights, Armstrong for 6 to 8 or Franklin Road K-8)

Use 2014/2015 to prepare Armstrong (the building) for incoming students. Also, bridging activities could be done during this time to help ease student (and parent) anxiety.

Keep Armstrong, Ridgemount, Cardinal, Pauline Johnson status quo for two years to see how the boundaries unfold.

During this time funding can be put into Armstrong to accommodate all of the needs of the students moving there. At the same time students would remain at home schools as is until we know if we do get funding for a new school on the Cardinal / Pauline Johnson property.

Elem Boundary	Middle School Boundary
Jr Elementary	Closed School
K-8 Elementary	Proposed New School
Middle School	

N

0 0.25 0.5 1 Kilometres



School	OTG	2013	2014	2015	2016	2017	2018	2019	2020	2021	2022
Cardinal Heights (6-8)	308	312	299	278	259	282	292	316	302	299	295
		101%	97%	90%	84%	91%	95%	103%	98%	97%	96%
Eastmount Park (Closed June 2015)	348	216	219	213	207	211	214	208	209	209	209
		62%	63%								
Franklin Road (JK-8)	463	355	358	347	346	343	339	340	337	341	337
		77%	77%	75%	75%	74%	73%	73%	73%	74%	73%
George L. Armstrong (JK-8)	633	327	318	310	316	289	266	261	261	237	238
		52%	50%	49%	50%	46%	42%	41%	41%	37%	38%
Linden Park (Closed June 2015)	319	154	159	156	156	156	145	143	143	143	143
		48%	50%								
Pauline Johnson (JK-5)	314	265	279	295	307	300	305	304	305	305	305
		84%	89%	94%	98%	96%	97%	97%	97%	97%	97%
Queensdale (Closed June 2015)	279	188	195	192	200	199	199	193	189	186	182
		67%	70%								
Ridgemount (JK-5)	290	247	251	242	247	247	250	251	257	263	269
		85%	86%	84%	85%	85%	86%	87%	89%	91%	93%
Total	Current OTG	2,062	2,078	2,033	2,038	2,026	2,009	2,016	2,003	1,983	1,978
	2,954	70%	103%	101%	102%	101%	100%	100%	100%	99%	99%
Implementation 2015 OTG	2,008										

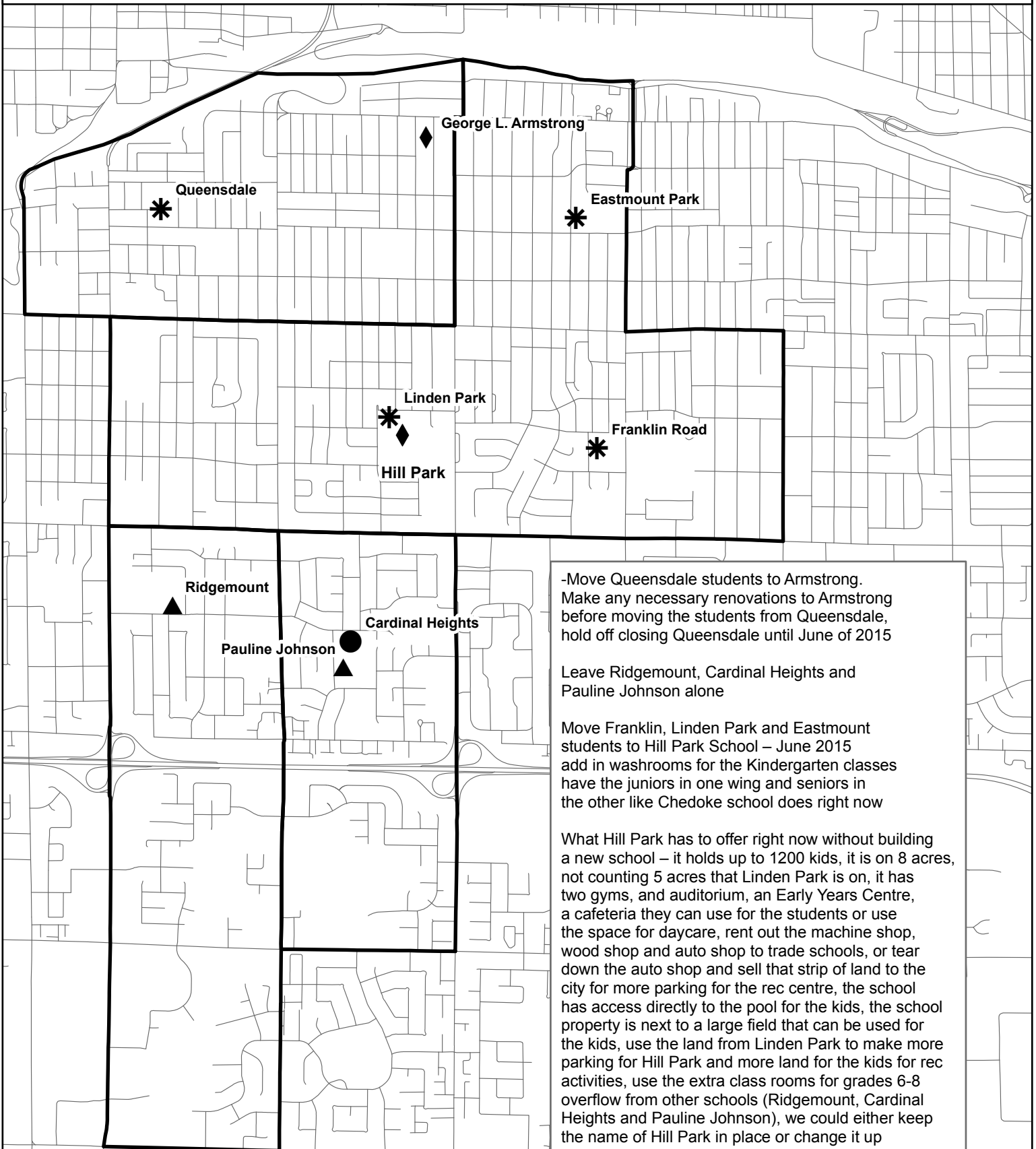
### Potential Renovations/Additions

Cardinal Heights  
 Eastmount Park  
 Franklin Road  
 GL Armstrong  
 Linden Park  
 Pauline Johnson  
 Queensdale  
 Ridgemount  
 Hill Park

\* With soft boundaries it is difficult to determine where students would attend school and determine the renovations needed at each school. The above information only shows the individual enrolment of each school and the total enrolment with the suggested closures.

\*\* If a school is proposed to close and contains a daycare (Eastmount Park, Linden Park, Queensdale) that daycare will be accommodated in different HWDSB School.

# Central Mountain Option 15



-Move Queensdale students to Armstrong. Make any necessary renovations to Armstrong before moving the students from Queensdale, hold off closing Queensdale until June of 2015

Leave Ridgemount, Cardinal Heights and Pauline Johnson alone

Move Franklin, Linden Park and Eastmount students to Hill Park School – June 2015 add in washrooms for the Kindergarten classes have the juniors in one wing and seniors in the other like Chedoke school does right now

What Hill Park has to offer right now without building a new school – it holds up to 1200 kids, it is on 8 acres, not counting 5 acres that Linden Park is on, it has two gyms, and auditorium, an Early Years Centre, a cafeteria they can use for the students or use the space for daycare, rent out the machine shop, wood shop and auto shop to trade schools, or tear down the auto shop and sell that strip of land to the city for more parking for the rec centre, the school has access directly to the pool for the kids, the school property is next to a large field that can be used for the kids, use the land from Linden Park to make more parking for Hill Park and more land for the kids for rec activities, use the extra class rooms for grades 6-8 overflow from other schools (Ridgemount, Cardinal Heights and Pauline Johnson), we could either keep the name of Hill Park in place or change it up

Elem Boundary	Middle School Boundary
Jr Elementary	Closed School
K-8 Elementary	Proposed New School
Middle School	

0 0.25 0.5 1 Kilometres

Planning & Accommodation

Nov 2013

Planning and Accommodation

School	OTG	2013	2014	2015	2016	2017	2018	2019	2020	2021	2022
Cardinal Heights (6-8)	308	312	299	218	202	225	226	246	229	233	228
		101%	97%	71%	66%	73%	73%	80%	74%	76%	74%
Eastmount Park (Closed June 2015)	348	216	219								
		62%	63%								
Franklin Road (Closed June 2015)	463	355	358								
		77%	77%								
George L. Armstrong (JK-8)	633	327	318	463	468	448	434	415	408	386	383
		52%	50%	73%	74%	71%	69%	66%	64%	61%	60%
Linden Park (Closed June 2015)	319	154	159								
		48%	50%								
Pauline Johnson (JK-5)	314	265	279	295	307	300	305	304	305	305	305
		84%	89%	94%	98%	96%	97%	97%	97%	97%	97%
Queensdale (Closed June 2015)	279	188	195								
		67%	70%								
Ridgemount (JK-5)	290	247	251	242	247	247	250	251	257	263	269
		85%	86%	84%	85%	85%	86%	87%	89%	91%	93%
Hill Park Elementary (Open Sept 2015)	1,194			815	815	807	794	800	804	795	793
				68%	68%	68%	67%	67%	67%	67%	66%
Total	Current OTG	2,062	2,078	2,033	2,038	2,026	2,009	2,016	2,003	1,983	1,978
	2,954	70%	76%	74%	74%	74%	73%	74%	73%	72%	72%
Implementation 2014 OTG	2,739										

### Potential Renovations/Additions

Cardinal Heights-None  
 Eastmount Park-Closed  
 Franklin Road- Closed  
 GL Armstrong- None  
 Linden Park- Closed  
 Pauline Johnson- None  
 Queensdale- Closed  
 Ridgemount- None  
 Hill Park - Unknown

\*\* If a school is proposed to close and contains a daycare (Eastmount Park, Linden Park, Queensdale) that daycare will be accommodated in different HWDSB School.