

East Hamilton City 1 ARC Options – Generated November 14, 2013

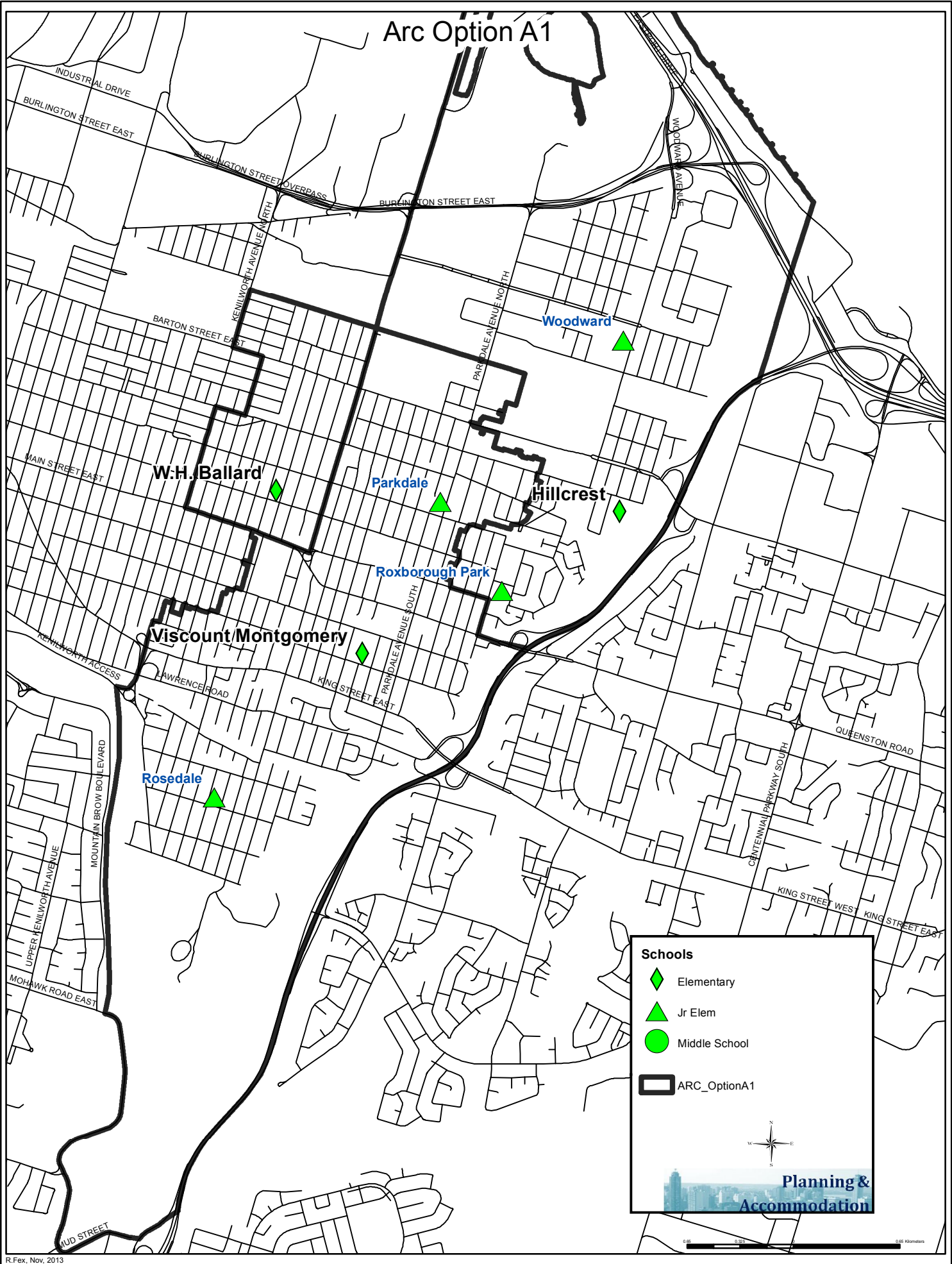
- key points to consider including in the option
 - Effective date for implementation: June 2015 or beyond
 - No portables added to any schools
 - Walking distances and safety
 - Facility conditions (current and 10 year needs)
 - Build new school on VM property
 - Review Parkdale boundaries
 - Based on current (2013-14) enrolment with FDK consideration

SCENARIOS

- A1) Woodward and Roxborough Park (RoxPark) to Hillcrest; and (B)
- A2) Same as A1 but consider boundary change and allow Woodward to stay open
- B) Build new school on VM property, students at VM, Parkdale and Rosedale remain at current location until the new school is built
- C) Consider boundary change, RoxPark remains open, with some students from Parkdale going to RoxPark and others to WHBallard (WHB); Woodward to Hillcrest
- D) Keep Rosedale open (as K-6) with a boundary change, Parkdale to WHB and Hillcrest (based on walking distances), boundary change so that some RoxPark to Hillcrest and others from RoxPark to VM; Woodward to Hillcrest;
- E) Close RoxPark, Close Woodward and students go to remaining schools (to be determined); change Rosedale boundary
- F) RoxPark split between VM and Hillcrest; Parkdale split between WHBallard and Hillcrest; Rosedale (K-6) and Woodward (K-6) remain open with potential boundary changes to both



Highlights: A2, E, and F - Discussions for Committee

Arc Option A1



Schools

- ◆ Elementary
- ▲ Jr Elem
- Middle School
- ▭ ARC_OptionA1



Planning & Accommodation

East Hamilton City 1 ARC Option A1 Total Summary

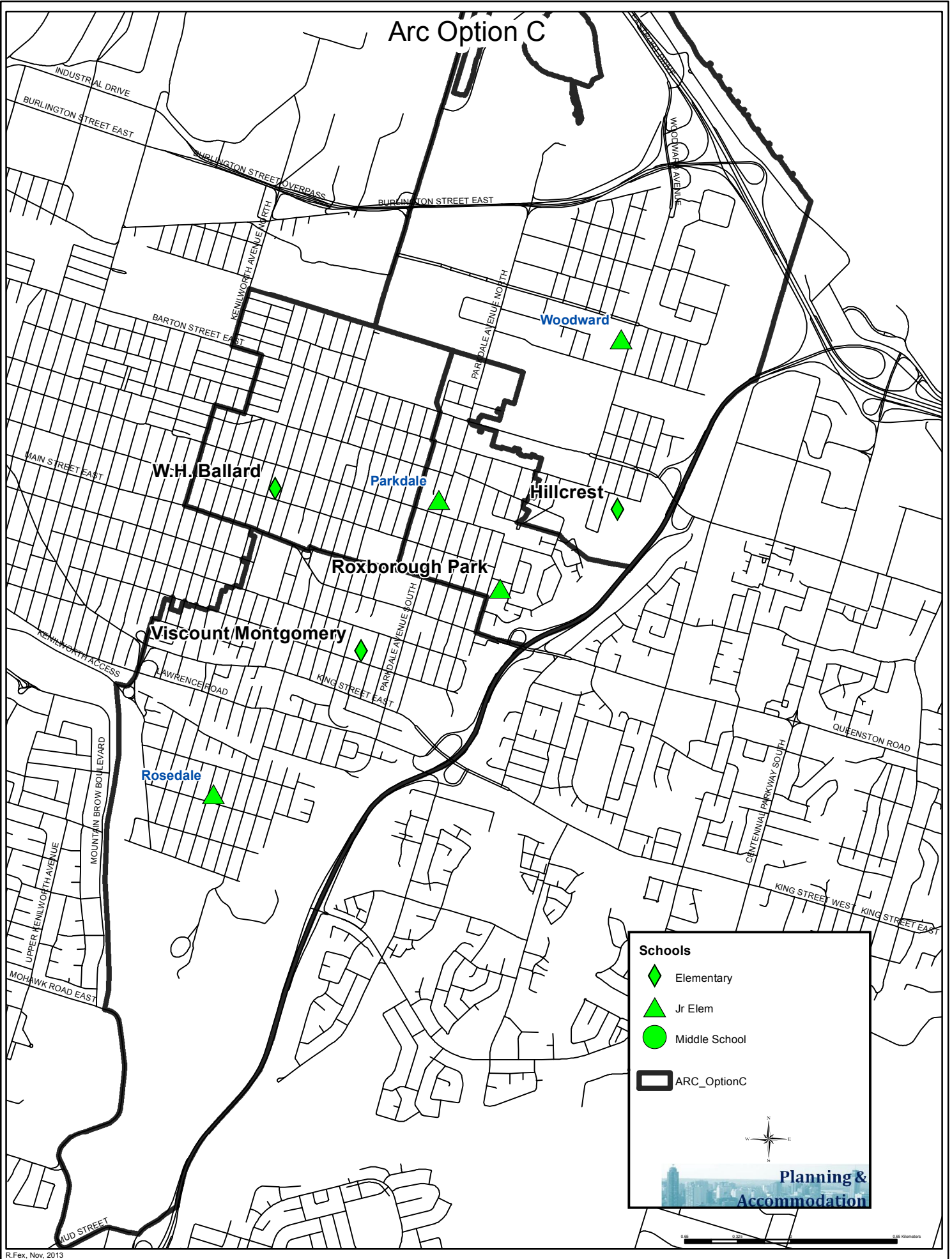
School	OTG	2012	2013	2014	2015	2016	2017	2018	2019	2020	2021	2022
Hillcrest	696	483	473	458	739	716	695	683	664	644	630	630
		70%	68%	66%	106%	103%	100%	98%	95%	93%	91%	90%
Parkdale	291	175	179	182	186	0	0	0	0	0	0	0
		60%	62%	63%	64%	0%	0%	0%	0%	0%	0%	0%
Rosedale	236	149	147	145	130	0	0	0	0	0	0	0
		63%	62%	61%	55%	0%	0%	0%	0%	0%	0%	0%
Roxborough Park	371	220	207	198	0	0	0	0	0	0	0	0
		59%	56%	53%	0%	0%	0%	0%	0%	0%	0%	0%
Viscount Montgomery	475	345	328	323	328	0	0	0	0	0	0	0
		74%	70%	68%	69%	0%	0%	0%	0%	0%	0%	0%
W.H. Ballard	840	577	550	541	519	489	457	427	414	410	396	387
		69%	66%	64%	62%	58%	54%	51%	49%	49%	47%	46%
Woodward	201	131	131	132	0	0	0	0	0	0	0	0
		65%	65%	66%	0%	0%	0%	0%	0%	0%	0%	0%
New School	700	0	0	0	0	671	691	712	695	700	699	694
		0%	0%	0%	0%	96%	99%	102%	99%	100%	100%	99%
Total	3,110	2,080	2,015	1,979	1,902	1,876	1,843	1,822	1,772	1,754	1,725	1,710
		67%	65%	64%	75%	84%	82%	81%	79%	78%	77%	76%

New Capacity 2016: 2,236

- Consolidate Roxborough Park, Hillcrest, and Woodward into Hillcrest in 2015
 - Minimal construction/renovation costs
- Consolidate Rosedale, Parkdale and V Montgomery into a New School on the V Montgomery site in 2016
 - estimated 700 pupil place school
- WH Ballard remains underutilized
- Total Utilization drops to low 80s - and high 70's

* Note: Capacities (OTG) have been revised to reflect additional kindergarten room changes

Arc Option C



East Hamilton City 1 ARC Option C
Total Summary

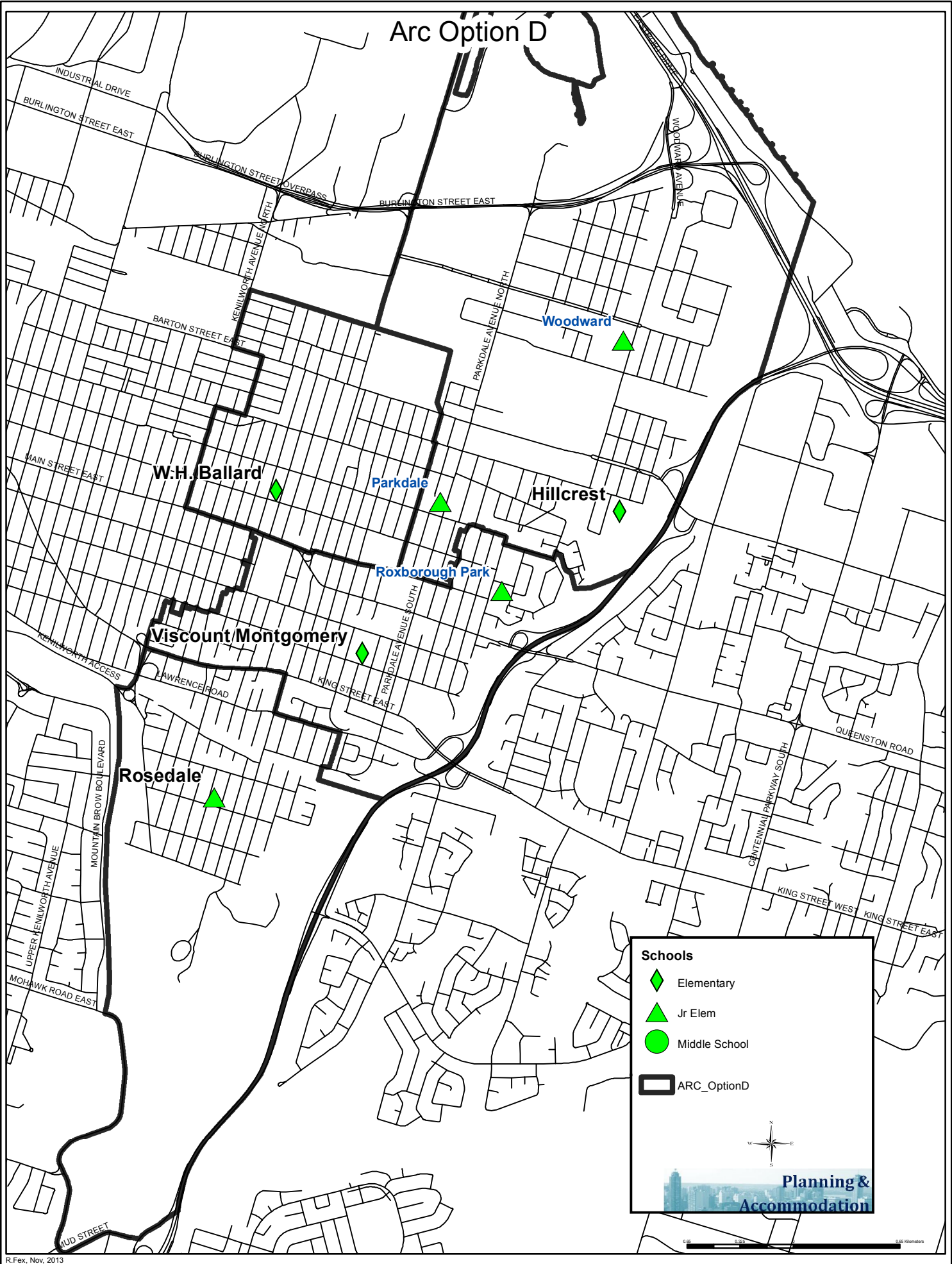
School	OTG	2012	2013	2014	2015	2016	2017	2018	2019	2020	2021	2022
Hillcrest	696	483	473	458	547	528	517	510	493	473	460	459
		70%	68%	66%	79%	76%	74%	73%	71%	68%	66%	66%
Parkdale	291	175	179	182	0	0	0	0	0	0	0	0
		60%	62%	63%	0%	0%	0%	0%	0%	0%	0%	0%
Rosedale	236	149	147	145	0	0	0	0	0	0	0	0
		63%	62%	61%	0%	0%	0%	0%	0%	0%	0%	0%
Roxborough Park	371	220	207	198	308	305	293	288	284	283	282	282
		59%	56%	53%	83%	82%	79%	78%	77%	76%	76%	76%
Viscount Montgomery	475	345	328	323	458	462	452	450	435	442	444	440
		74%	70%	68%	96%	97%	95%	95%	91%	93%	93%	93%
W.H. Ballard	840	577	550	541	589	581	581	573	561	555	539	530
		69%	66%	64%	70%	69%	69%	68%	67%	66%	64%	63%
Woodward	201	131	131	132	0	0	0	0	0	0	0	0
		65%	65%	66%	0%	0%	0%	0%	0%	0%	0%	0%
Total	3,110	2,080	2,015	1,979	1,902	1,876	1,843	1,822	1,772	1,754	1,725	1,710
		67%	65%	64%	80%	79%	77%	76%	74%	74%	72%	72%

New Capacity 2015: 2,382

- **Consolidate Hillcrest, and Woodward into Hillcrest in 2015**
 - Minimal construction/renovation costs
- **Consolidate Rosedale and V Montgomery into V Montgomery site in 2015**
 - Minimal construction/renovation costs
- **A portion of Parkdale into WH Ballard**
 - WH Ballard remains underutilized
- **A portion of Parkdale into Roxborough Park**
 - Roxborough Park remains underutilized
- **Overall utilization remains low**

* Note: Capacities (OTG) have been revised to reflect additional kindergarten room changes

Arc Option D



Schools

- ◆ Elementary
- ▲ Jr Elem
- Middle School
- ▭ ARC_OptionD

Planning & Accommodation

East Hamilton City 1 ARC Option D
Total Summary

School	OTG	2012	2013	2014	2015	2016	2017	2018	2019	2020	2021	2022
Hillcrest	696	483	473	458	760	741	723	713	693	673	658	657
		70%	68%	66%	109%	106%	104%	102%	100%	97%	95%	94%
Parkdale	291	175	179	182	0	0	0	0	0	0	0	0
		60%	62%	63%	0%	0%	0%	0%	0%	0%	0%	0%
Rosedale	236	149	147	145	161	133	129	133	132	134	134	134
		63%	62%	61%	68%	56%	55%	56%	56%	57%	57%	57%
Roxborough Park	371	220	207	198	0	0	0	0	0	0	0	0
		59%	56%	53%	0%	0%	0%	0%	0%	0%	0%	0%
Viscount Montgomery	475	345	328	323	392	421	410	402	386	392	393	389
		74%	70%	68%	82%	89%	86%	85%	81%	82%	83%	82%
W.H. Ballard	840	577	550	541	589	581	581	573	561	555	539	530
		69%	66%	64%	70%	69%	69%	68%	67%	66%	64%	63%
Woodward	201	131	131	132	0	0	0	0	0	0	0	0
		65%	65%	66%	0%	0%	0%	0%	0%	0%	0%	0%
Total	3,110	2,080	2,015	1,979	1,902	1,876	1,843	1,822	1,772	1,754	1,725	1,710
		67%	65%	64%	85%	83%	82%	81%	79%	78%	77%	76%

New Capacity 2015: 2,247

- **Consolidate Hillcrest, Woodward, and a portion of Parkdale and Rox Park into Hillcrest in 2015**
 - Minimal construction/renovation costs
- **Rosedale becomes a JK-6 in 2015**
 - Utilization remains low
- **A portion of Parkdale into WH Ballard**
 - WH Ballard remains underutilized
- **A portion of Roxborough Park in V Montgomery**
 - V Montgomery remains underutilized
- **Overall utilization remains low**

* Note: Capacities (OTG) have been revised to reflect additional kindergarten room changes