

Elementary Pupil Accommodation Review Committee

King George
Accommodation Review Committee
Working Group Meeting #3

Hamilton-Wentworth District School Board
Education Centre, Board Room
October 20, 2011

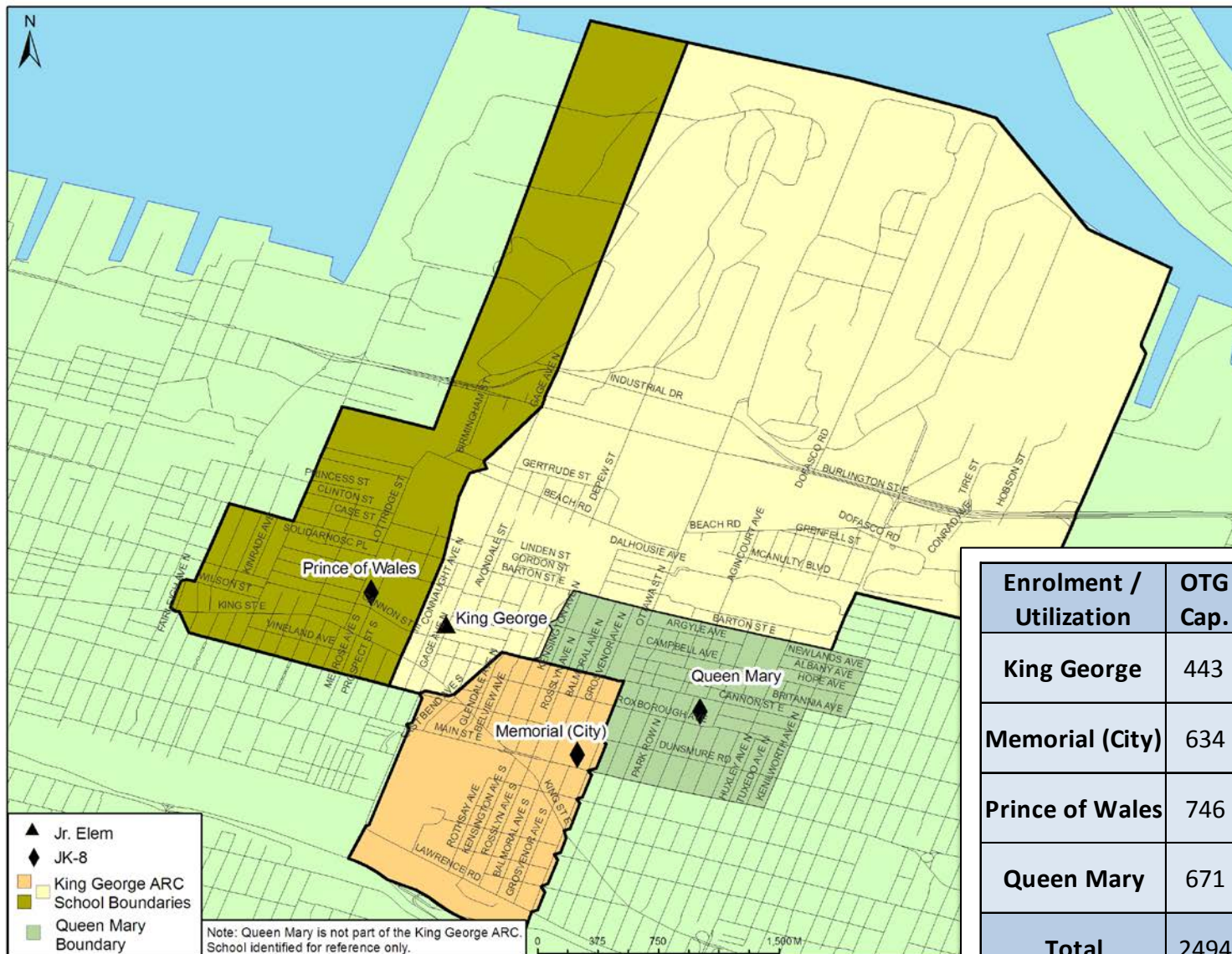
Objectives for our Meeting Tonight:

1. Review the mandate of the *King George ARC*
2. Finalize accommodation option
3. Prepare for *Public Meeting #4*
4. Review ARC timelines

The mandate of this committee, acting in accordance with the Board's Pupil Accommodation Review Policy, is to produce a report to the Board that encompasses the following:

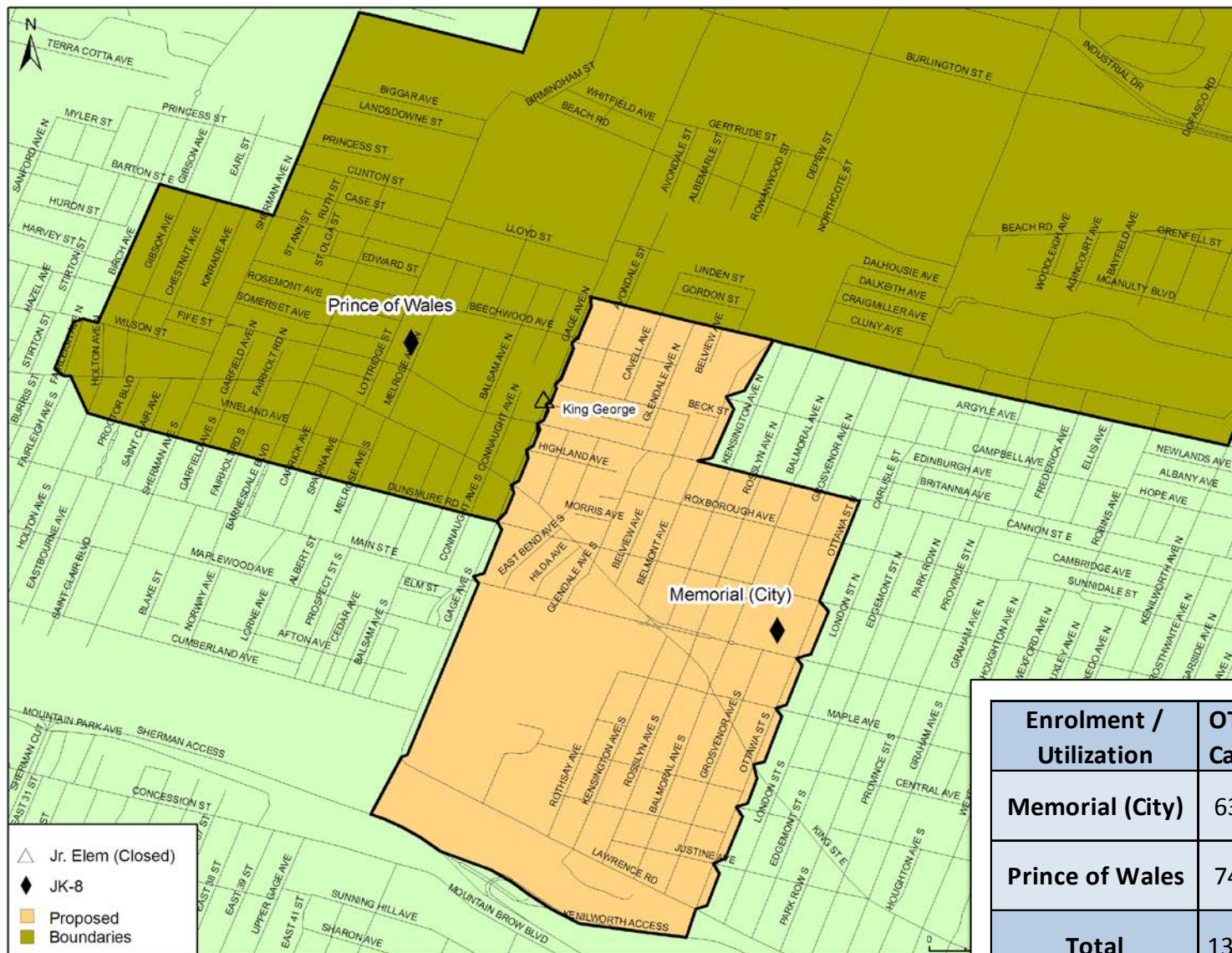
- a) Accommodation:** Develop recommendations to maximize the utilization of Board facilities in the review area with a target of 100% utilization for a future ten-year period
- b) Facility Condition:** Develop recommendations for capital improvements (i.e. repairs, renovations or major capital projects such as new construction) into existing facilities and sites along with a funding strategy to pay for those improvements.
- c) Program:** Develop recommendations around the strategic locations of Secondary School programs.
- d) Transportation:** Develop recommendations that address the implications of other recommendations on pupil transportation.
- e) Funding:** Develop a funding strategy to address any capital works that are contemplated in the recommendations above.
- f) Implementation**
- g) Scope:** King George – Memorial (City) – Prince of Wales
- h) Timeline:** Final ARC Report Due on Friday, November 11, 2011

King George
Memorial (City)
Prince of Wales



Enrolment / Utilization	OTG Cap.	2012/2013	2015/2016	2018/2019	2021/2022
King George	443	251 57%	254 57%	253 57%	256 58%
Memorial (City)	634	450 71%	430 68%	445 70%	447 71%
Prince of Wales	746	524 70%	499 67%	464 62%	448 60%
Queen Mary	671	531 79%	553 82%	577 86%	577 86%
Total	2494	1756 70%	1736 70%	1739 70%	1728 69%

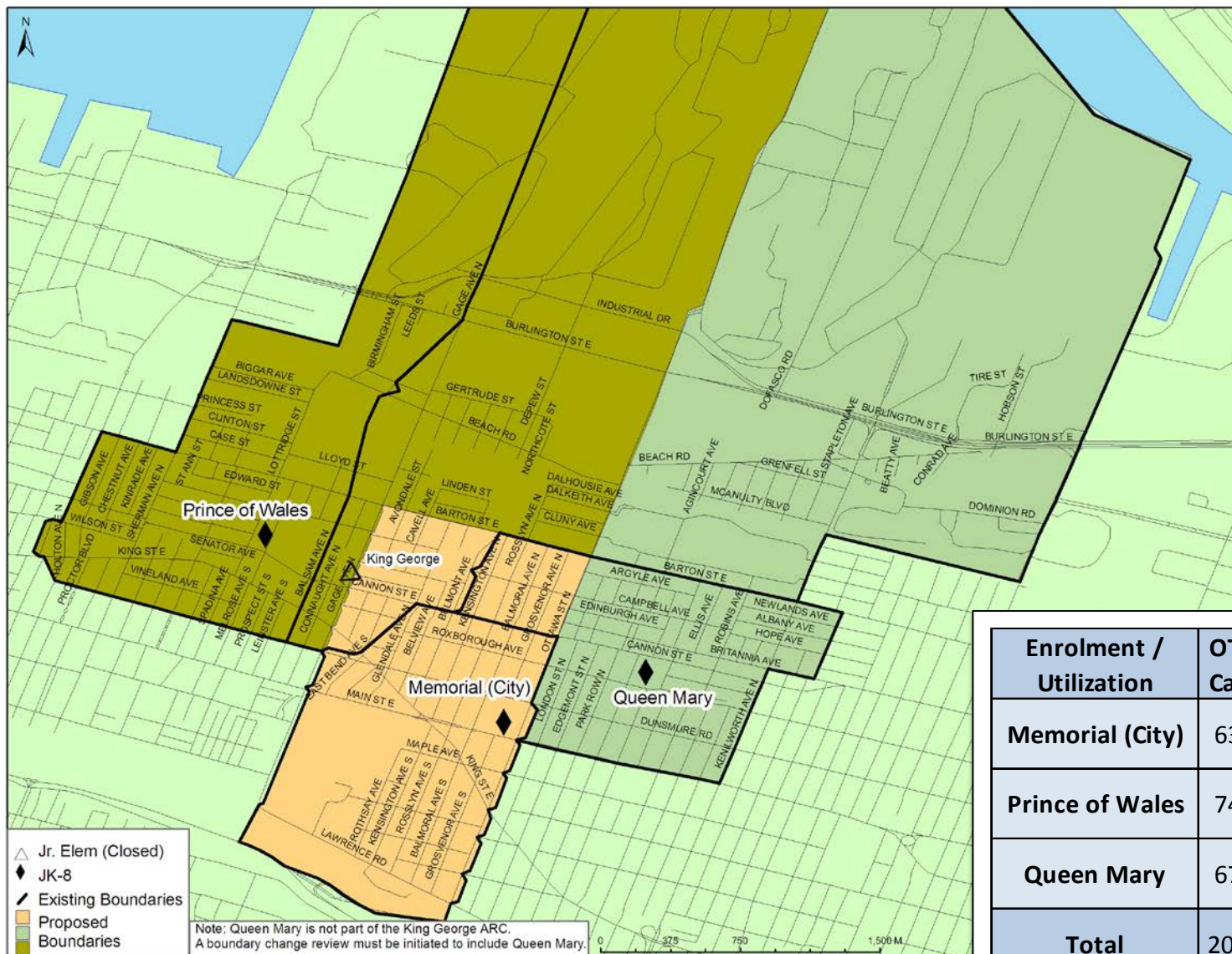
Option A Phase 1: Original Staff Recommendation



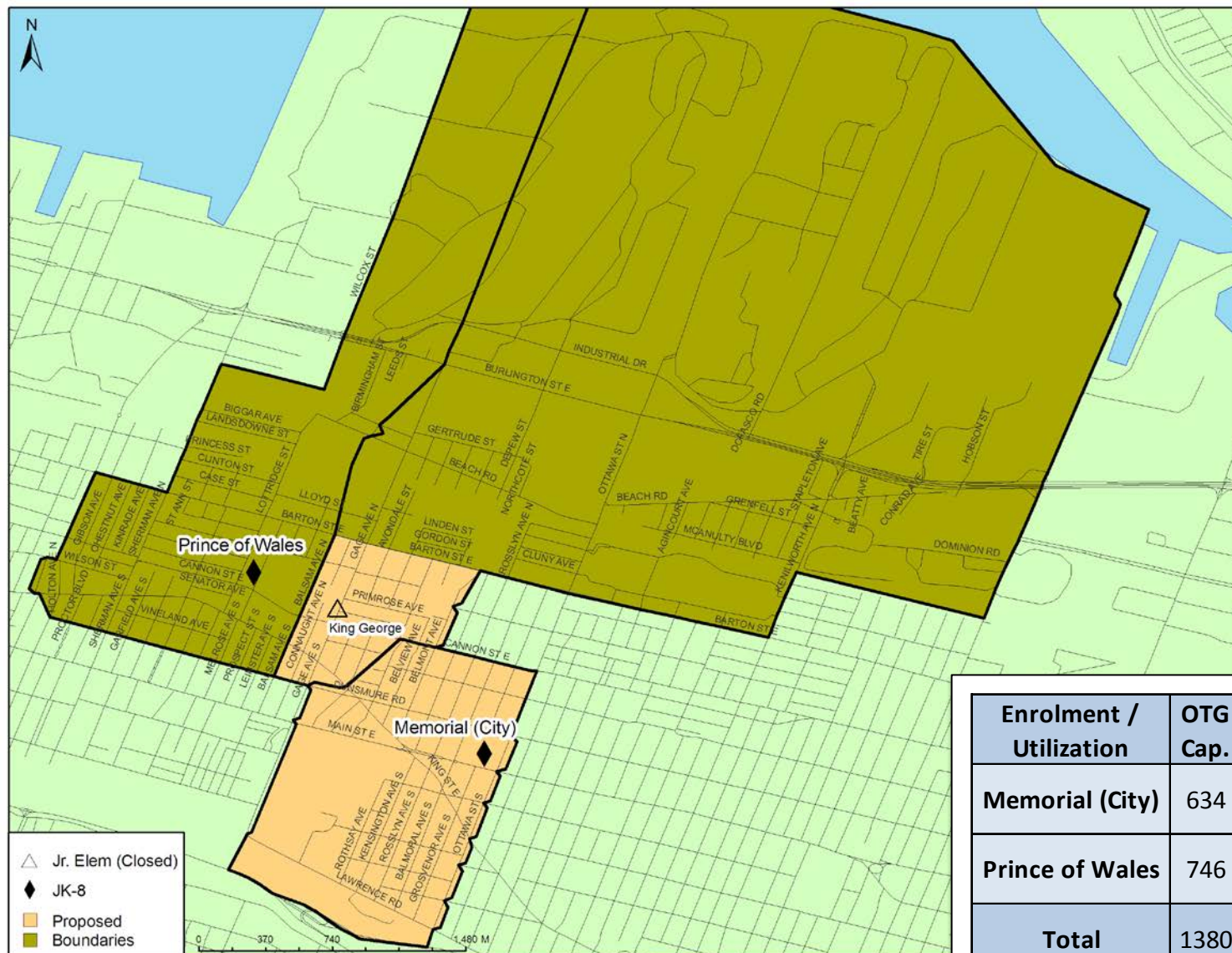
Enrolment / Utilization	OTG Cap.	2012/2013	2015/2016	2018/2019	2021/2022
Memorial (City)	634	508 80%	463 73%	488 77%	493 78%
Prince of Wales	746	717 96%	720 97%	674 90%	658 88%
Total	1380	1225 89%	1183 86%	1162 84%	1151 83%

Option A Phase 2:

Queen Mary Boundary Review Proposal



Enrolment / Utilization	OTG Cap.	2012/2013	2015/2016	2018/2019	2021/2022
Memorial (City)	634	584 92%	548 86%	569 90%	573 90%
Prince of Wales	746	665 89%	659 88%	617 83%	601 81%
Queen Mary	671	507 76%	529 79%	553 82%	554 83%
Total	2051	1756 86%	1736 85%	1739 85%	1728 84%



Option B Phase 1:

Balsam Ave N

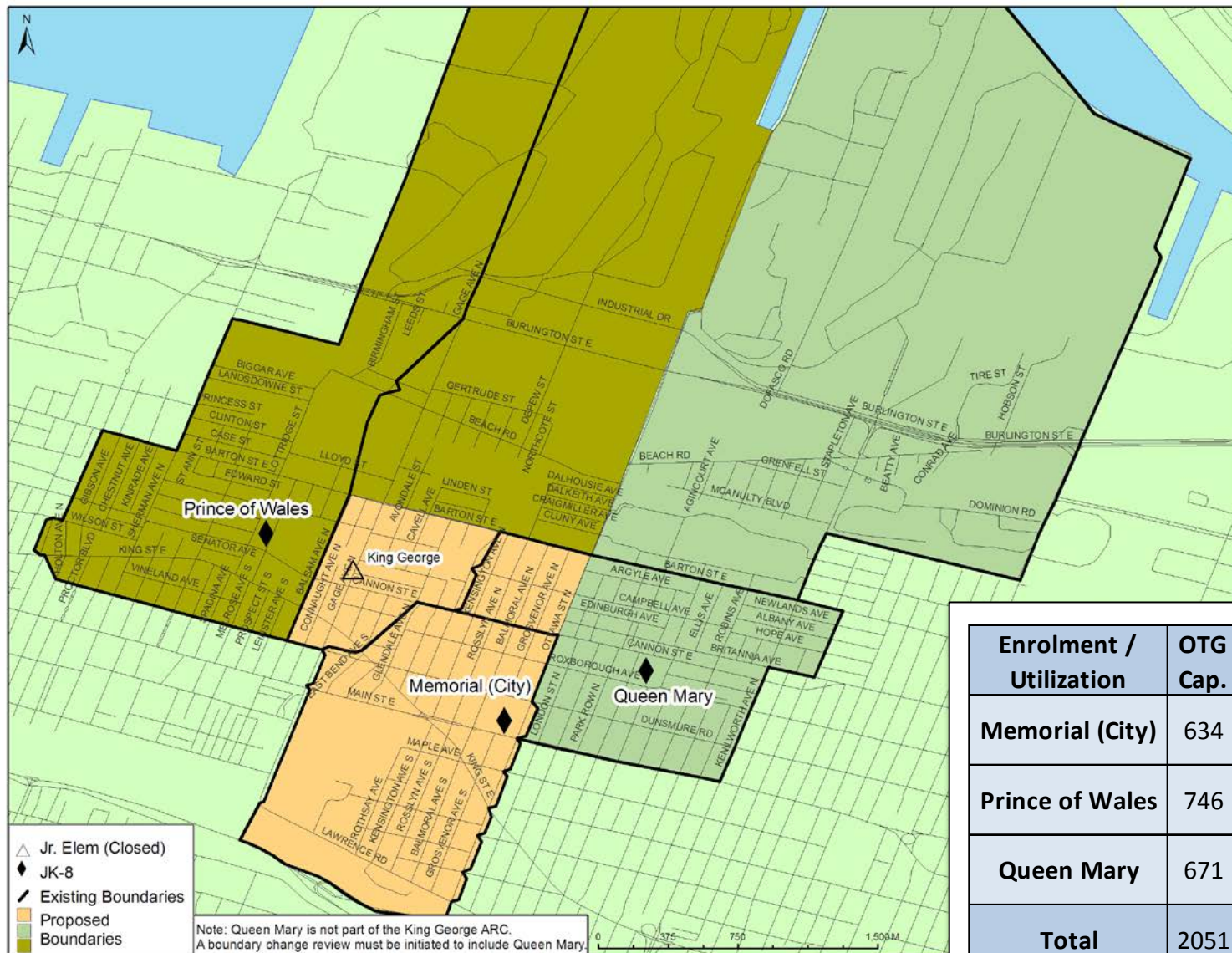
Barton St E

Boundaries

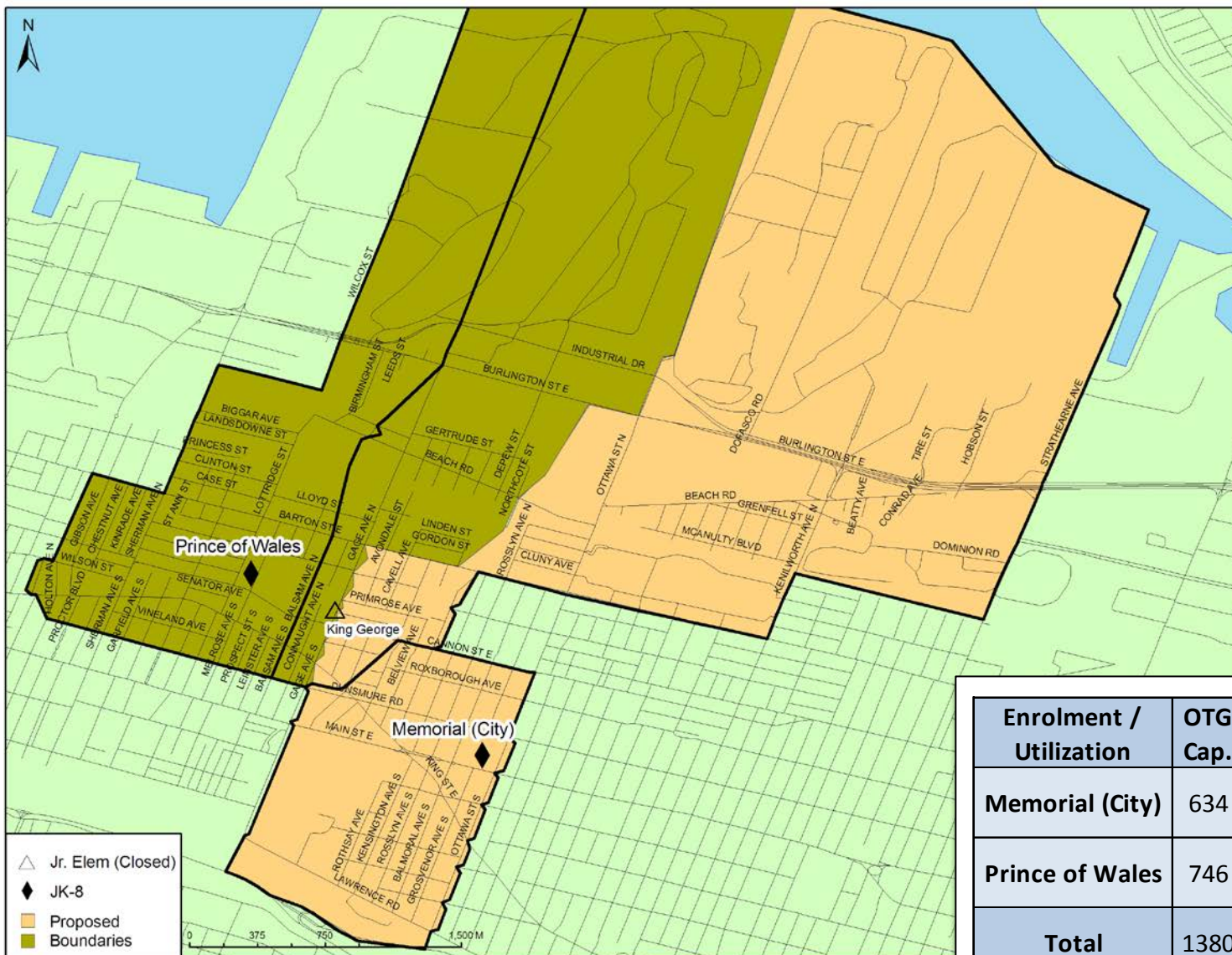
Enrolment / Utilization	OTG Cap.	2012/ 2013	2015/ 2016	2018/ 2019	2021/ 2022
Memorial (City)	634	521 82%	477 75%	501 79%	507 80%
Prince of Wales	746	704 94%	706 95%	661 89%	644 86%
Total	1380	1225 89%	1183 86%	1162 84%	1151 83%

Option B Phase 2:

Queen Mary Boundary Review Proposal



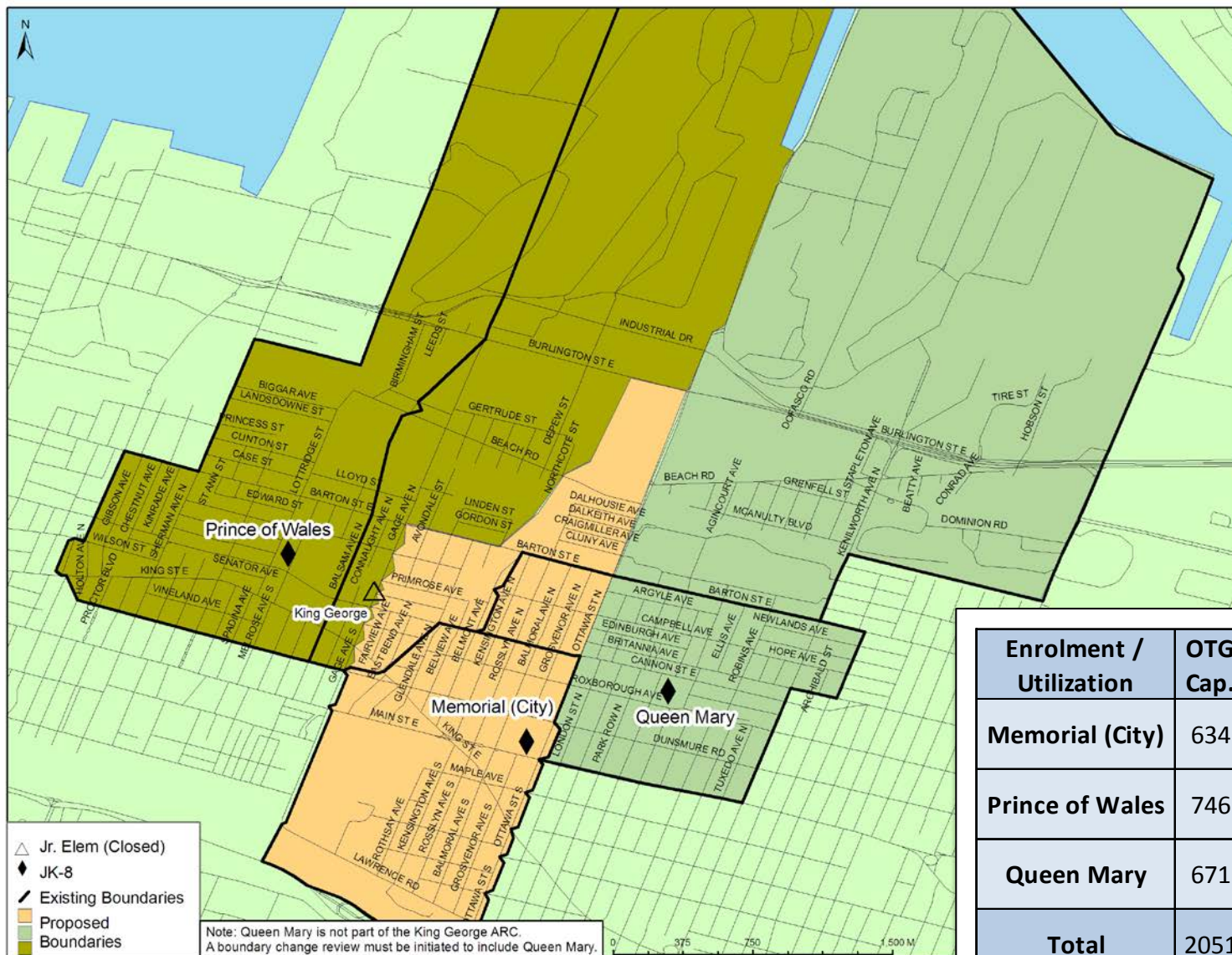
Enrolment / Utilization	OTG Cap.	2012/ 2013	2015/ 2016	2018/ 2019	2021/ 2022
Memorial (City)	634	597 94%	563 89%	582 92%	586 92%
Prince of Wales	746	652 87%	644 86%	604 81%	588 79%
Queen Mary	671	507 76%	529 79%	553 82%	554 83%
Total	2051	1756 86%	1736 85%	1739 85%	1728 84%



Enrolment / Utilization	OTG Cap.	2012/ 2013	2015/ 2016	2018/ 2019	2021/ 2022
Memorial (City)	634	608 96%	580 91%	598 94%	602 95%
Prince of Wales	746	617 83%	603 81%	564 76%	549 74%
Total	1380	1225 89%	1183 86%	1162 84%	1151 83%

Option C Phase 2:

Queen Mary Boundary Review Proposal



Enrolment / Utilization	OTG Cap.	2012/ 2013	2015/ 2016	2018/ 2019	2021/ 2022
Memorial (City)	634	632 100%	603 95%	620 98%	624 98%
Prince of Wales	746	616 83%	602 81%	564 76%	548 73%
Queen Mary	671	508 76%	531 79%	555 83%	556 83%
Total	2051	1756 86%	1736 85%	1739 85%	1728 84%

Next Steps:

- **Public Meeting #4 (November 2, 2011)**
 - Present final ARC recommendation
- **Working Group Meeting #4 (November 9, 2011)**
 - Review feedback from Public Meeting #4
 - Review final ARC report
- **Final ARC Report**
 - Friday, November 11, 2011