



Elementary Pupil Accommodation Review Committee

**King George ARC**  
Accommodation Option  
Prepared by Board Administration

King George ARC – Working Group Meeting #1  
April 20, 2011



**Why an Accommodation Review?**

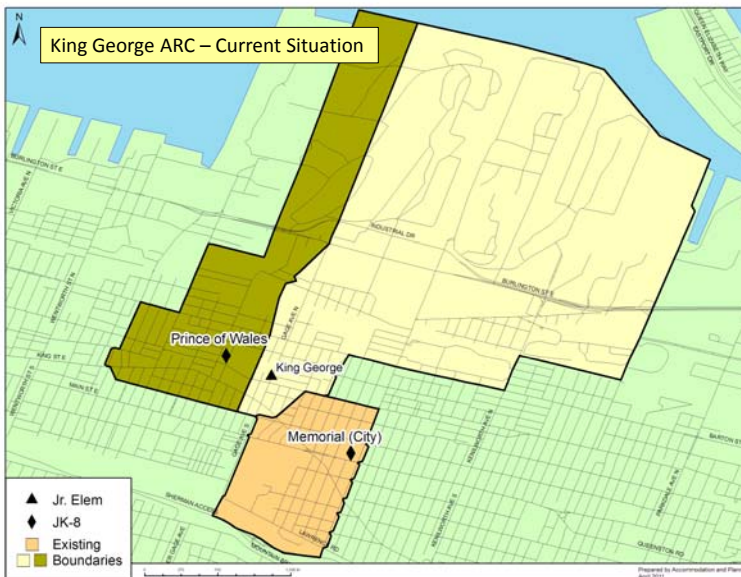
- Program Benefits
- Financial Benefits

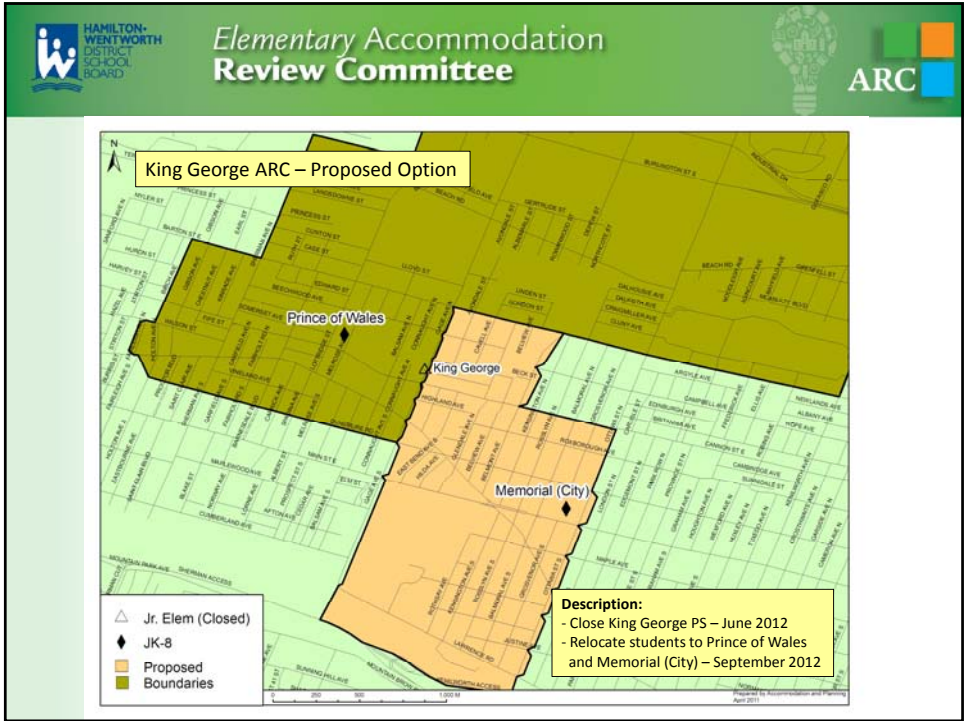
### Current Situation:

School	Year of Construction	2009 OTG Capacity	2009 Enrolment (Utilization)	2015 Enrolment (Utilization)	2020 Enrolment (Utilization)	Current FCI	10 Yr FCI
King George	1912	443	268 (60%)	254 (57%)	256 (58%)	46%	80%
Prince of Wales	2009	746	508 (68%)	499 (67%)	449 (60%)	0%	20%
Memorial (City)	1918	634	504 (79%)	430 (68%)	447 (71%)	29%	70%
<b>TOTAL</b>		<b>1,823</b>	<b>1,280 (70%)</b>	<b>1,183 (65%)</b>	<b>1,152 (63%)</b>		

- Enrolment is projected to decline by approximately 128 students over the course of the next 10 years
  - Currently there are approximately 543 surplus pupil spaces between the 3 schools
  - Surplus pupil spaces projected to increase to approximately 671 by 2020
- FCI will increase at all facilities over the next 10 years

OTG Capacity: On-the-Ground Capacity  
 FCI: Facility Condition Index  
 NOTE: Utilization rate calculated using OTG  
 Enrolment is based on headcount.

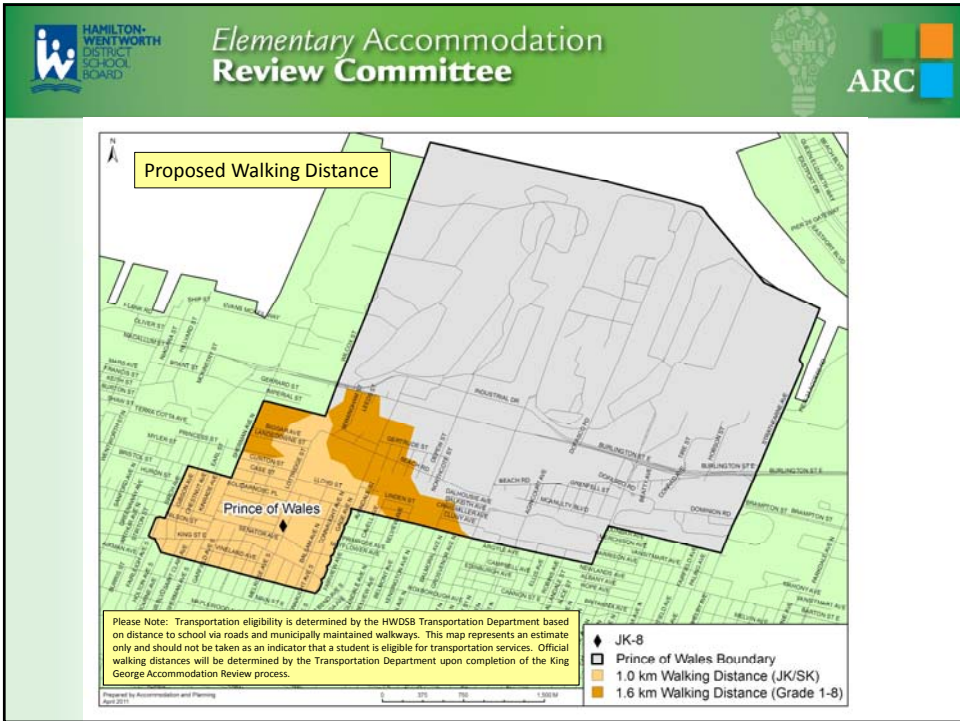
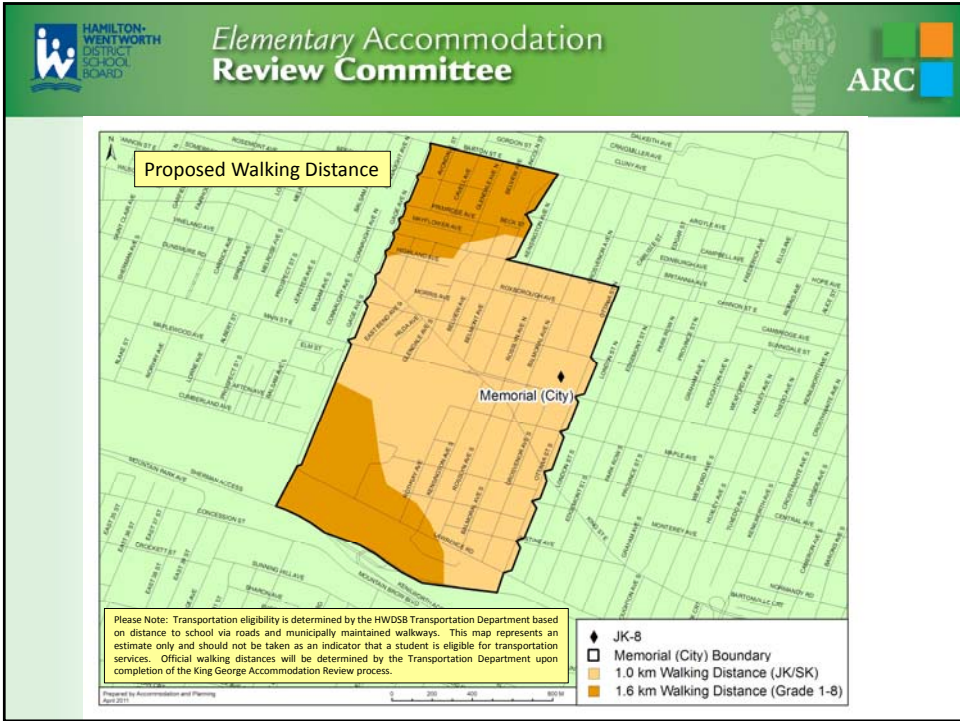




**Proposed Option:**

Current Situation					Proposed Option			
School	2009 OTG Capacity	2009 Enrolment (Utilization)	2015 Enrolment (Utilization)	2020 Enrolment (Utilization)	2012 OTG Capacity	2012 Enrolment (Utilization)	2015 Enrolment (Utilization)	2020 Enrolment (Utilization)
King George	443	268 (60%)	254 (57%)	256 (58%)	--	--	--	--
Prince of Wales	746	508 (68%)	499 (67%)	449 (60%)	746	717 (96%)	720 (97%)	657 (88%)
Memorial (City)	634	504 (79%)	430 (68%)	447 (71%)	634	508 (80%)	463 (73%)	495 (78%)
<b>TOTAL</b>	<b>1,823</b>	<b>1,280 (70%)</b>	<b>1,183 (65%)</b>	<b>1,152 (63%)</b>	<b>1,380</b>	<b>1,225 (89%)</b>	<b>1,183 (86%)</b>	<b>1,152 (83%)</b>

OTG Capacity: On-the-Ground Capacity  
 NOTE: Utilization rate calculated using OTG  
 Enrolment is based on headcount



- **Summary of Options**

- Close King George PS in June 2012
- Relocate students to existing facilities in September 2012
  - Existing Grade 7 students will be grandfathered in order to allow them the opportunity to graduate with their peers
- Stabilizes long-term enrolments at the remaining facilities
  - Increases overall utilization rate for these schools from 63% to 83% by year 10
  - Provides opportunities for enhanced programming
- Results in a positive impact on the long-term maintenance, operational and renewal costs of the Board

## Questions