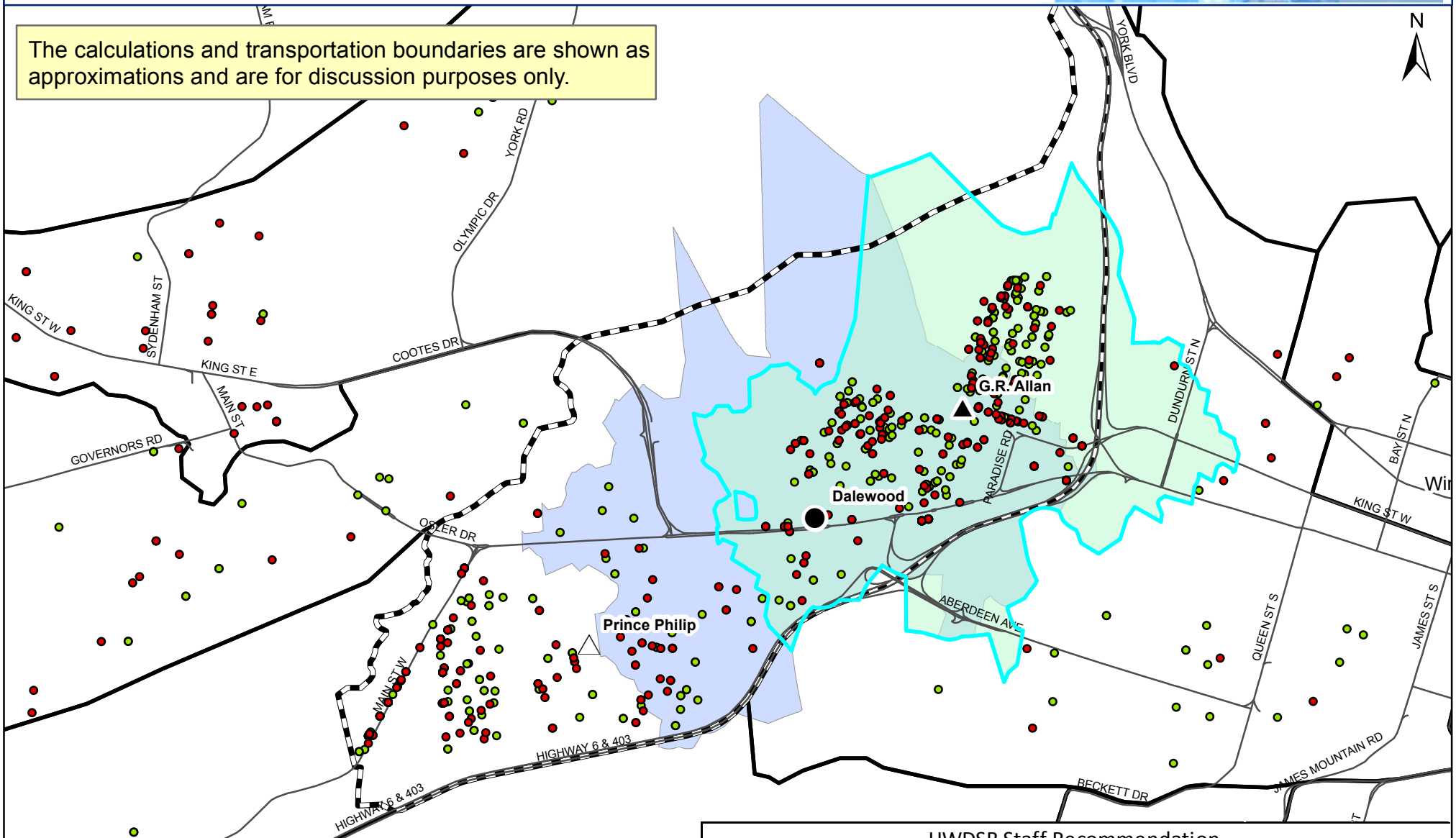



## HWDSB Staff Recommendation

### Close Prince Philip (move Mandarin and English JK-5 to G.R. Allan)

The calculations and transportation boundaries are shown as approximations and are for discussion purposes only.

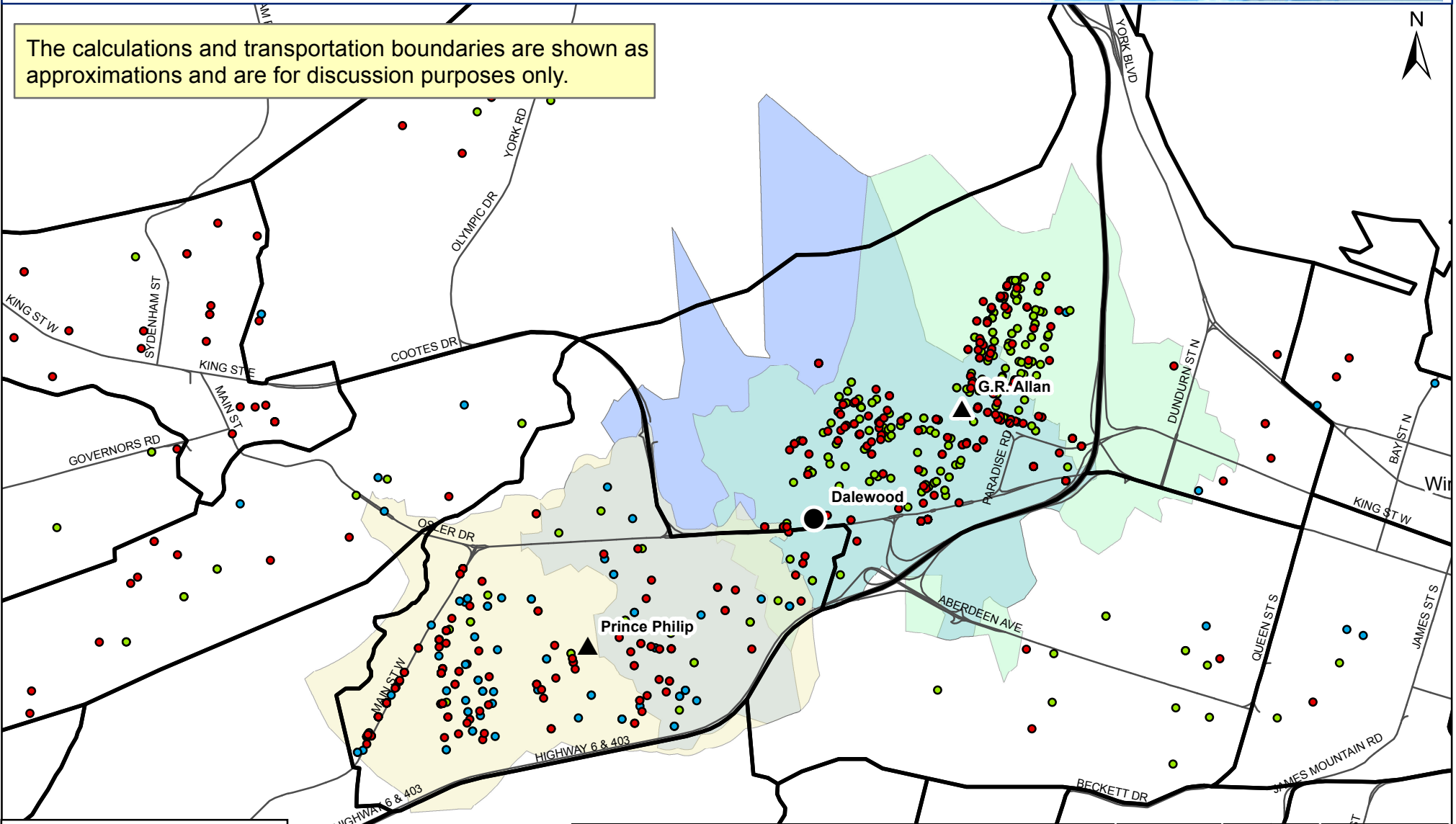


- Dalewood Students
- George R. Allan Students
- New G.R. Allan Boundary
- G.R. Allan Walking Boundary
- Dalewood Walking Boundary




HWDSB Staff Recommendation		
	Dalewood	G.R Allan
Percentage within Walking Distance within Catchment	59%	67%
Percentage outside Walking Distance within Catchment	41%	33%
Students Out of Catchment	124	116

The calculations and transportation boundaries are shown as approximations and are for discussion purposes only.



- Dalewood Students
- George R. Allan Students
- Prince Philip Students
- Elementary Boundaries
- Prince Philip Walking Boundary
- G.R. Allan Walking Boundary
- Dalewood Walking Boundary

Status Quo with or without upgrades			
	Dalewood	G.R Allan	Prince Philip
Percentage within Walking Distance within Catchment	59%	91%	98%
Percentage outside Walking Distance within Catchment	41%	9%	2%
Students Out of Catchment	124	116	39



Dalewood Transportation Data

Total Students Residing In Catchment	779
Total Students Out of Catchment	240

Status Quo with or without upgrades						
	Dalewood		G.R Allan		Prince Philip	
	Total	Percentage	Total	Percentage	Total	Percentage
Within Walking Distance	150	59%	346	91%	143	98%
Outside of Walking Distance	103	41%	34	9%	3	2%
Total	253	100%	380	100%	146	100%

HWDSB Staff Recommendation				
	Dalewood		G.R Allan	
	Total	Percentage	Total	Percentage
Within Walking Distance	150	59%	351	67%
Outside of Walking Distance	103	41%	175	33%
Total	253	100%	526	100%