



Elementary Pupil Accommodation Review Committee

Dalewood ARC
Accommodation Option
Prepared by Board Administration

Dalewood ARC – Working Group Meeting #1
April 28, 2011



Why an Accommodation Review?

- Program Benefits
- Financial Benefits

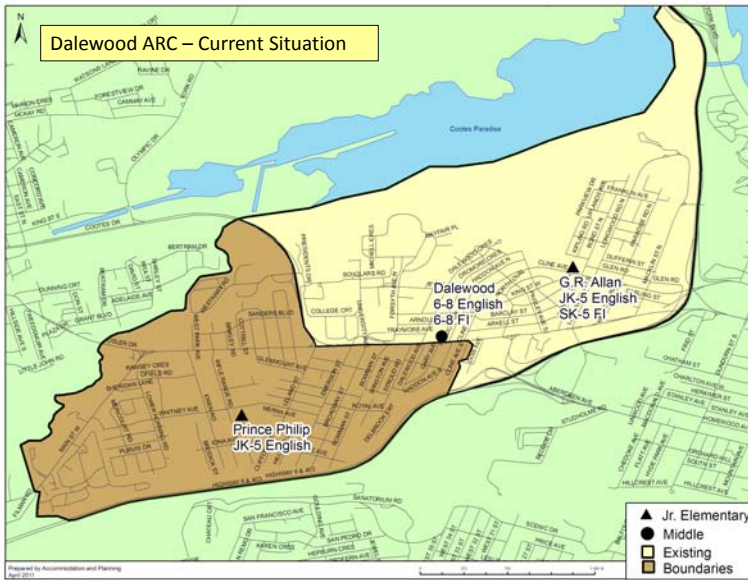
Current Situation:

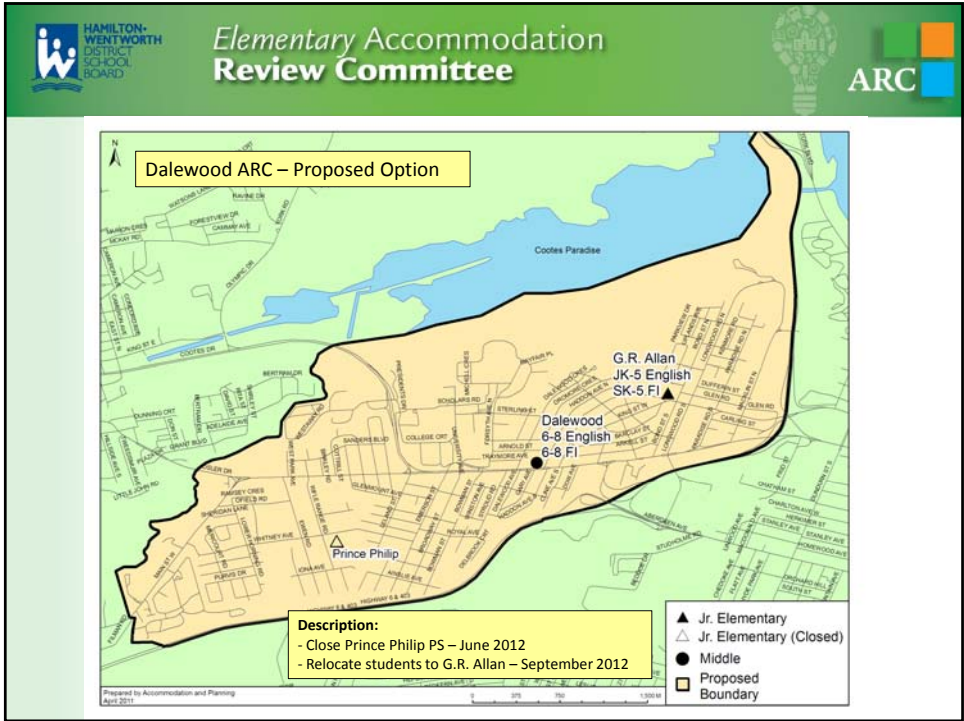
School	Year of Construction	2009 OTG Capacity	2009 Enrolment (Utilization)	2015 Enrolment (Utilization)	2020 Enrolment (Utilization)	Current FCI	10 Yr FCI
Dalewood (Grades: 6-8 Eng, 6-8 FI)	1948	392	380 (97%)	312 (80%)	297 (76%)	46%	63%
G.R. Allan (Grades: JK-5 Eng, SK-5 FI)	1927	498	471 (94%)	356 (71%)	345 (69%)	46%	66%
Prince Philip (Grade JK-5 Eng)	1953	233	188 (81%)	219 (94%)	208 (89%)	55%	67%
TOTAL		1,123	1,038 (92%)	887 (79%)	850 (76%)		

Enrolment is projected to decline by approximately 188 students over the course of the next 10 years

- Currently there are approximately 85 surplus pupil spaces between the 3 schools
- Surplus pupil spaces projected to increase to approximately 273 by 2020
- FCI will increase at all facilities over the next 10 years

Enrolment based on Headcount
 OTG Capacity: On-the-Ground Capacity
 FCI: Facility Condition Index





Proposed Option:

Current Situation					Proposed Option			
School	2009 OTG Capacity	2009 Enrolment (Utilization)	2015 Enrolment (Utilization)	2020 Enrolment (Utilization)	2012 OTG Capacity	2012 Enrolment (Utilization)	2015 Enrolment (Utilization)	2020 Enrolment (Utilization)
Dalewood	392	380 (97%)	312 (80%)	297 (76%)	392	359 (92%)	312 (80%)	297 (76%)
G.R. Allan	498	471 (94%)	356 (71%)	345 (69%)	599	615 (103%)	575 (96%)	553 (92%)
Prince Philip	233	188 (81%)	219 (94%)	208 (89%)	--	--	--	--
TOTAL	1,123	1,038 (92%)	887 (79%)	850 (76%)	991	974 (98%)	887 (90%)	850 (86%)

OTG Capacity: On-the-Ground Capacity
 NOTE: Utilization rate calculated using OTG
 Enrolment is based on headcount

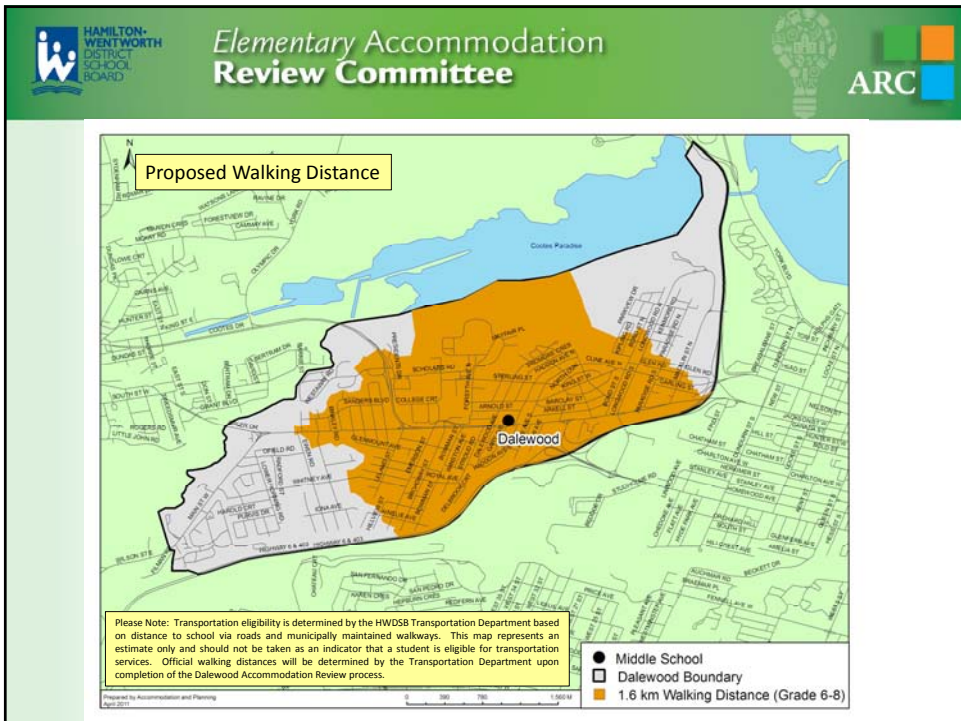
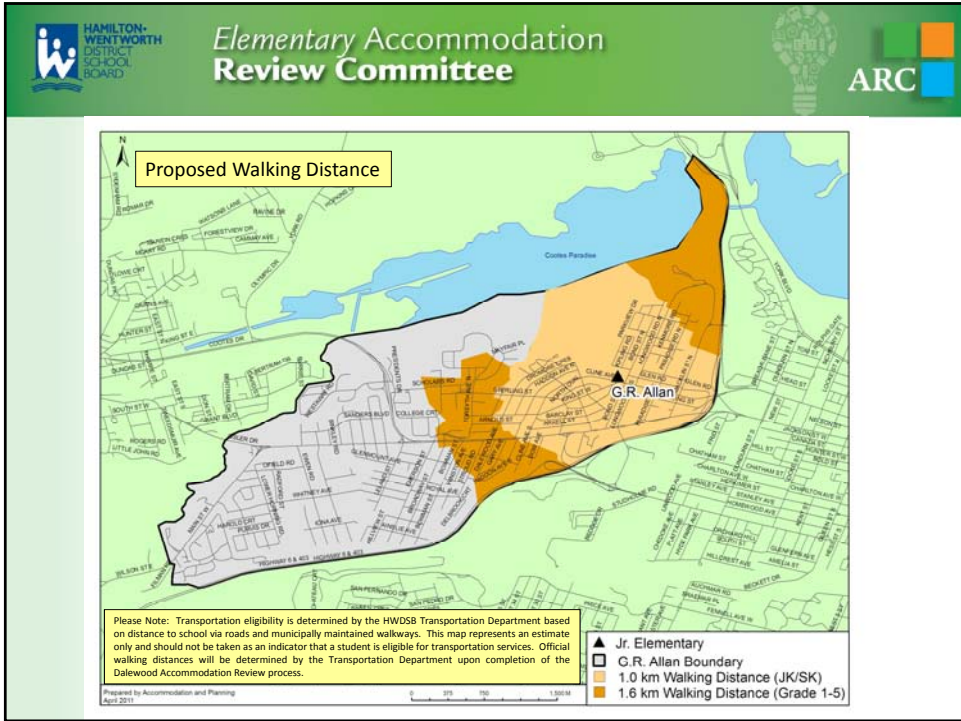
Proposed Option (Program Structure):

Current Situation					Proposed Option		
School	Programs	2009 Enrolment (Utilization)	2015 Enrolment (Utilization)	2020 Enrolment (Utilization)	2012 Enrolment (Utilization)	2015 Enrolment (Utilization)	2020 Enrolment (Utilization)
Dalewood	Eng	75%	68%	69%	68%	68%	69%
	FI	25%	32%	31%	32%	32%	31%
G.R. Allan	Eng	48%	36%	35%	55%	53%	51%
	FI	52%	64%	65%	38%	39%	41%
	Mand				7%	8%	8%
Prince Philip	Eng	95%	79%	78%	-	-	-
	Mand	5%	21%	22%			

Proposed Option Includes:

Dalewood	G.R. Allan
Renovations to classrooms	8 Classroom Addition* 4 New ELP Classrooms* (Remove all classes from basement)
Book Room	Book Room
Elevator	Elevator
Accessible Washroom	Accessible Washroom
Larger Staff and Work Room	Larger Staff and Work Room
New Gymnasium (pending decision from City of Hamilton)	2 nd General Purpose Room
	2 nd Floor Washrooms
	Additional Resource Room and Special Education Room

*Please Note: The number of additional/ ELP classrooms may be subject to change



- **Summary of Options**

- Close Prince Philip PS in June 2012
- Relocate students to existing facilities in September 2012
 - JK – 5 English, SK – 5 FI and Mandarin SK-3 to G.R. Allan
 - Grade 6 – 8 (English and FI) to remain at Dalewood
- Provides opportunities for enhanced programming
- Creates a more balanced English/French enrolment and the junior school level
- Results in a positive impact on the long-term maintenance, operational and renewal costs of the Board
- Funding Strategy
 - Operational/ Renewal Savings
 - Proceeds of Disposition from the sale of the Prince Philip school site
 - Funding provided by the Ministry of Education

Questions