

# Dundas Valley Secondary School

## Grade 8 Option Presentation



# “An empathetic culture of respect and learning through the lens of Human Rights”





# Academics

How do you graduate?



**CLASS OF  
2024**

# Ontario Secondary School Diploma (OSSD)



## Credit Requirements

30 credits to graduate... 18 **compulsory** courses  
+12 **optional** courses

Grades 9, 10, and 11 - **8 credits** earned each year  
( $3 \times 8 = 24$ )

Grade 12 - **6 credits earned** and possibly 2 study periods  
(total = 30)

Courses are divided between **2 semesters** - 4 credits per semester

Final **exams** are compulsory and written in January and June.

# What else do you need to graduate?

## 40 hours of community involvement activities








*(see [hwdsb.on.ca](http://hwdsb.on.ca) for detailed information and forms)*


*Students enter hours in **The Hub** using **Hour Republic** after mid-August*

## Pass the provincial literacy requirement

*(written in grade 10)*

Examples of non-profit organizations:

-  Routes Youth Centre
-  Youth athletic organizations
-  Retirement homes
-  Religious organizations
-  Service clubs
-  Schools
-  Camps



# MORE Options Each Year

Grade 9	Grade 10	Grade 11	Grade 12
<i>English</i>	<i>English</i>	<i>English</i>	<i>English</i>
<i>Math</i>	<i>Math</i>	<i>Math</i>	<i>5+ Optional Credits</i>
<i>Science</i>	<i>Science</i>	<i>6 Optional Credits</i>	
<i>Geography</i>	<i>History</i>		
<i>French</i>	<i>Civics/Careers</i>		
<i>Phys. Ed.</i>	<i>3 Optional Credits</i>		
<i>2 Optional Credits</i>			

# Types of Courses

Academic	Applied	Locally Developed	Open	Enriched
<i>emphasize theory and abstract thinking</i>	<i>focus on practical applications</i>	<i>prepare for the workplace and applied courses</i>	<i>combine all types of thinking</i>	<i>Enriched Academic courses</i>
e.g. <i>ENG1D1</i> <i>MPM1D1</i>	e.g. <i>ENG1P1</i> <i>CGC1P1</i>	e.g. <i>ENG1L1</i> <i>SNC1L1</i>	e.g. <i>AVI1O1</i> <i>PPL1O1</i>	e.g. <i>ENG1D1E</i> <i>MPM1D1E</i>
<i>Lead to university programs, etc.</i>	<i>Lead to college/ apprenticeship programs, etc.</i>	<i>Lead to the workplace</i>		<i>Inquiry-based learning for students who are identified gifted, pre-IB, and/or talented in area</i>

# e-Learning

- *many options*
- *independent learners*
- *be prepared to read a lot of material online*
- *have initiative to work independently online many hours per week*
- *students are not assigned to a classroom, but may work in the library, cafeteria or guidance office with some indirect supervision*
- *should have a history of Excellent Learning Skills on successive elementary report cards*
- *ask your teacher for a recommendation on the option sheet if you plan to enroll*



# Dundas Valley Secondary School Grade 9 Option Sheet Compulsory Courses

To be completed by the Grade 8 Teacher/Principal		
Academic	Applied	Locally Developed
ENG1D1	ENG1P1	ENG1L1
ENG1D1E		
MPM1D1	MFM1P1	MAT1L1
MPM1D1E		
SNC1D1	SNC1P1	SNC1L1
FSF1D1	FSF1P1	FSF1O1++
CGC1D1	CGC1P1	

**IEP Exceptionality:**

NE (non-exceptional)       MID  
 Comm. L.D.                       Gifted  
 Other \_\_\_\_\_  
 **Empower Reading** recommended  
 If student is interested in **eLearning (eL\*)** (s)he has strong independent learning skills  
 Authorized Elementary French Exemption  
 ++Student has fewer than 600 hours French instruction (**to take FSF1O1**)

**Grade 8 Teacher or Principal:**

Name: \_\_\_\_\_

Signature: \_\_\_\_\_

To be completed by the Student and Parent/Guardian			
Compulsory Courses (6)	Academic	Applied	Locally Developed
<b>English</b>	ENG1D1	ENG1P1	ENG1L1
	ENG1D1E		
	ENG1D1eL*	ENG1P1eL*	
<b>Mathematics</b>	MPM1D1	MFM1P1	MAT1L1
	MPM1D1E		
	MPM1D1eL*	MFM1P1eL*	
<b>Science</b>	SNC1D1	SNC1P1	SNC1L1
	SNC1D1eL*	SNC1P1eL*	
<b>French</b>	FSF1D1	FSF1P1	FSF1O1++
	FSF1D1eL*	FSF1P1eL*	
<b>Geography</b>	CGC1D1	CGC1P1	
	CGC1D1eL*	CGC1P1eL*	
<b>Phys. Ed.</b> (Choose at least 1) F=Female M=Male	<input type="checkbox"/> PPL1O1F and/or <input type="checkbox"/> PAF1O1F (Fitness)		<input type="checkbox"/> PPL1O1M and/or <input type="checkbox"/> PAF1O1M (Fitness)

# Option Sheet – Optional Courses

You will take <b>two</b> of the following options. Please rank your choices <b>1, 2, 3</b> , and we will do our best to accommodate your first two choices.	
	ADA201 - Drama
<b>1</b>	<input type="checkbox"/> AMI101 Music <b>with AMR101</b> (7:00 a.m. 2-3 days / week) <b>OR</b> <input checked="" type="checkbox"/> AMI101 Music class <b>without AMR101</b> (morning band)
	AVI101 - Visual Arts
	BBI101 - Introduction to Business
<b>3</b>	BTT101 - Info. & Communication Tech. in Business
	BTT101eL* ( <b>online</b> )
	HIF101 - Introduction to Family Studies
	HIF101eL* ( <b>online</b> )
	LWGBD1 - German
	LWSBD1 - Spanish
	PAL101 - Basketball
<b>2</b>	TIJ101 - Exploring Technology (Tech.)

Check which music option you prefer – with or without morning band

Basketball or a second gym under the compulsory courses are options for a second phys. ed. credit



# Math - Applied

8. Ruth works as a translator. She charges her customers a fixed consulting fee of \$20, plus 23¢ per word.

Which expression shows Ruth's charge, in dollars, for translating a document with  $n$  words?

a  $(20 + 0.23)n$

b  $(20 - 0.23)n$

c  $20n - 23$

**d**  $20 + 0.23n$



# Math - Academic

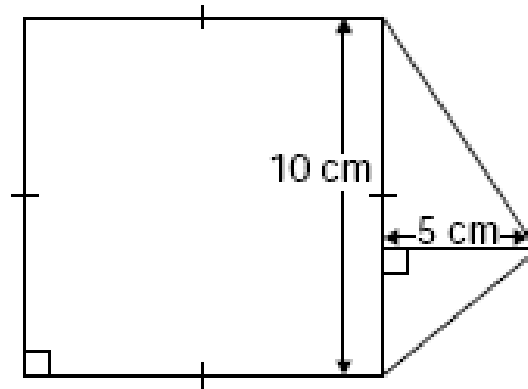
Jared uses the equation  $C=30n$  to determine the cost,  $C$ , in dollars, for renting a car for  $n$  days, where  $n$  is a whole number. If Jared can spend a maximum of \$200 on the rental, which of the following describes the possible values of  $n$ ?

- F 7, 8, 9, ...
- G 6, 7, 8, 9, ...
- H 0, 1, 2, 3, 4, 5, 6
- J 0, 1, 2, 3, 4, 5, 6, 7



# Math - Applied

13. Examine the figure below.



What is the total area of the figure?

a  $150 \text{ cm}^2$

b  $145 \text{ cm}^2$

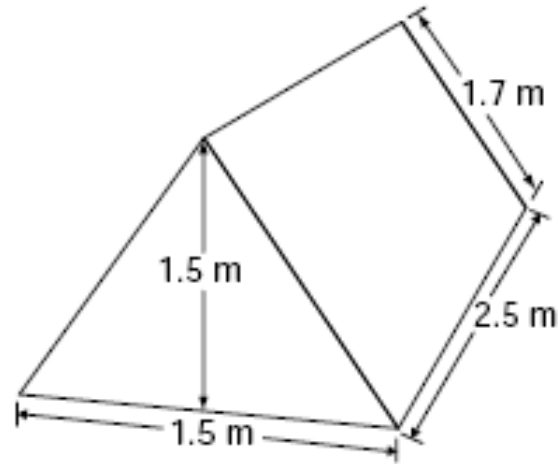
c  $140 \text{ cm}^2$

**d**  $125 \text{ cm}^2$



# Math - Academic

15. Examine the tent below.



Which of the following is the surface area of the tent, including the ends and the floor?

a  $4.6 \text{ m}^2$

b  $10 \text{ m}^2$

c  $14.5 \text{ m}^2$

d  $20.0 \text{ m}^2$



# English - Applied

 show that you can understand what you read

 use writing to communicate in various forms





 use research skills

 learn methods of how to organize information

 relate issues you read about to your personal lives




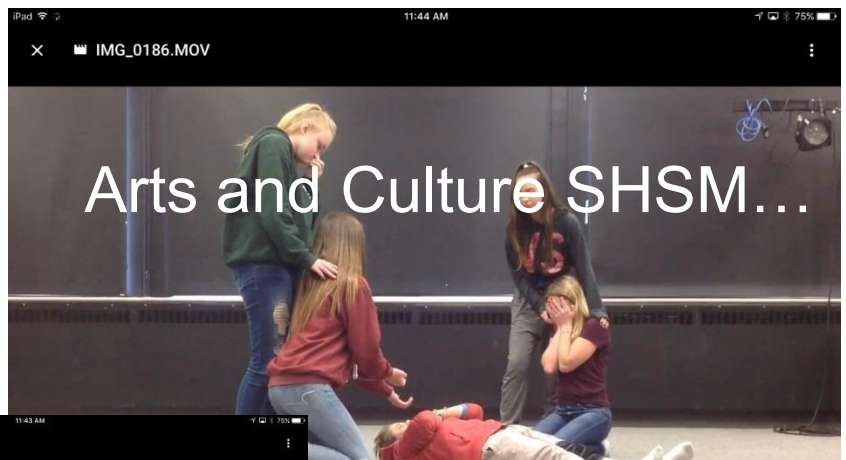
# English - Academic

-  demonstrate strong comprehension skills and good writing skills
-  improve analytical and critical thinking skills
-  explore themes in literature from various historical periods and various locations ... e.g. poetry, novels, Shakespeare
-  independent reading/writing as homework



# Get Involved

...in the arts



SPECIALIST HIGH SKILLS MAJOR

# SHSM

Ontario.ca/SHSM

IMAGINE...  
An opportunity to *test drive* a career!

# Get Involved

...in the athletics



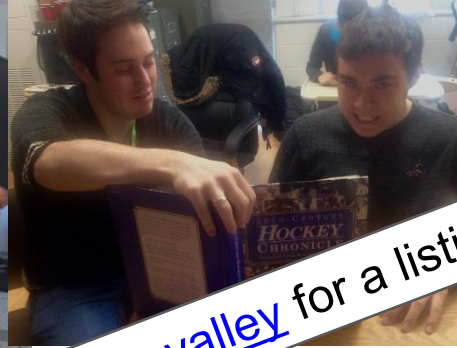
# Get Involved

...Special Events




# Get Involved

...in clubs, councils and contests



See [www.hwdsb.on.ca/dundasvalley](http://www.hwdsb.on.ca/dundasvalley) for a listing of all opportunities for students





# Timelines

- **January** - option presentations to schools  
- students carry home paper copies of registration form and option sheet
- **February** - paperwork due to elementary schools
- **By March 1** - option entry in Career Cruising complete



# Career Cruising IPP Option Entry

**Sir William Osler** – February 28

**Seaton** – February 26

**Dundas Central** – February 26

**Spencer Valley** – February 27

# Course Planning

- Students can connect their high school course plans to careers and post-secondary programs of interest.
- Students are also able to track graduation and SHSM requirements

The screenshot displays the 'My Course Plan' interface. At the top, it shows 'My Progress' at 7% with a progress bar. The main area is a grid of courses for Years 9 through 12. Each course card includes the course name, code, and a credit value. For example, Year 9 includes English (ENG1DI), Principles of Mathematics (MPM1DI), Science (SNC1DI), Geography of Canada (CGC1DI), Core French (FSF1DI), Healthy Active Living (PPL1OF), Comprehensive Arts (ALC1OI), and Religion - Be With Me (HRE1OI). Year 10 includes English (ENG2DI), Science (SNC2DI), Principles of Mathematics (MPM2DI), Canadian History in the Twentieth Century (CHC2DI), Career Studies (GLC2OH), Civics (CHV2OH), Healthy Active Living (PPL2OF), and Religious Education (HRE2OI). Year 11 includes English (ENG3UI), Functions (MCR3UI), Chemistry (SCH3UI), Marketing: Goods and Services (BMI3CI), Financial Accounting (BAF3MI), Business Dual Credit (YUA4TX), and Biology (SBI3UI). Year 12 includes English (ENG4UI), Business Leadership (BOG4EI), Communications Technology (TGJ4MI), Issues in Human Rights (IDC4UI), American History (CHA3U), and English (ENG1PI). The interface also features a 'Graduation Tracking' section showing 30/30 credits earned (20) and planned (10), and a 'Program Possibilities' section with a bar chart and counts for Apprenticeships (0), College Programs (0), University Programs (0), and My Programs (0). There is also a 'SHSM' section with 'Construction' and 'Interest Only' options.

# Questions?





# More Information for Parents

 Pathway Planning Grades 9-12

 IPP

 Career Cruising

 The Guidance Office



# IPP and Career Cruising

IPP = Individualized Pathway Plan

- every student will have an electronic IPP that will be updated at least twice annually...

Creating Pathways to Success, 2013

- HWDSB has purchased the rights to Career Cruising to facilitate the electronic IPP



# Pathway Thinking:



- 5 Initial Destinations
- Most students will pursue more than one destination (i.e. college then university or workplace then college)
- Many new college/university transfer agreements and combined programs

# Education and Career/Life Planning: A Four Step Process



# Keep it broad...think in employment clusters or sectors

Architecture and Construction

Arts and Culture

Business and Finance

Computers and Telecommunications

Education and Social Services

Fashion and Design

Law and Government

Medical and Health

Natural Resources and Transportation

Science and Engineering

Service

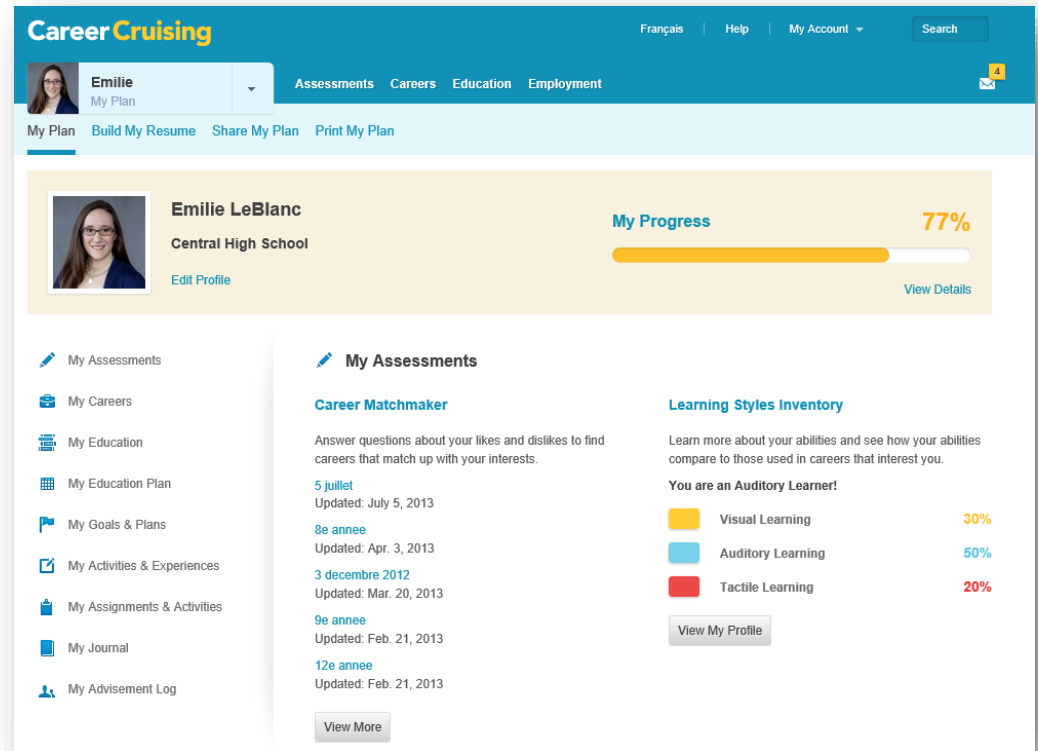
Skilled Trades

Sports and Recreation

# Personal IPP Account

With their personal IPP account students can:

- View a summary of the information they have saved
- Track their progress as they work towards school/district requirements
- Personalize their account by adding a photo
- Access their information from anywhere in the program



The screenshot displays the CareerCruising website interface for a user named Emilie LeBlanc. The top navigation bar includes links for Français, Help, My Account, and a Search box. Below the navigation bar, the user's profile is shown with a photo, name, and school (Central High School). A progress bar indicates that the user is 77% complete with their plan. The dashboard is divided into several sections: My Assessments, My Careers, My Education, My Education Plan, My Goals & Plans, My Activities & Experiences, My Assignments & Activities, My Journal, and My Advisement Log. The My Assessments section features a Career Matchmaker tool with a list of assessments and their update dates. The Learning Styles Inventory section shows the user's learning style preferences: Visual Learning (30%), Auditory Learning (50%), and Tactile Learning (20%).

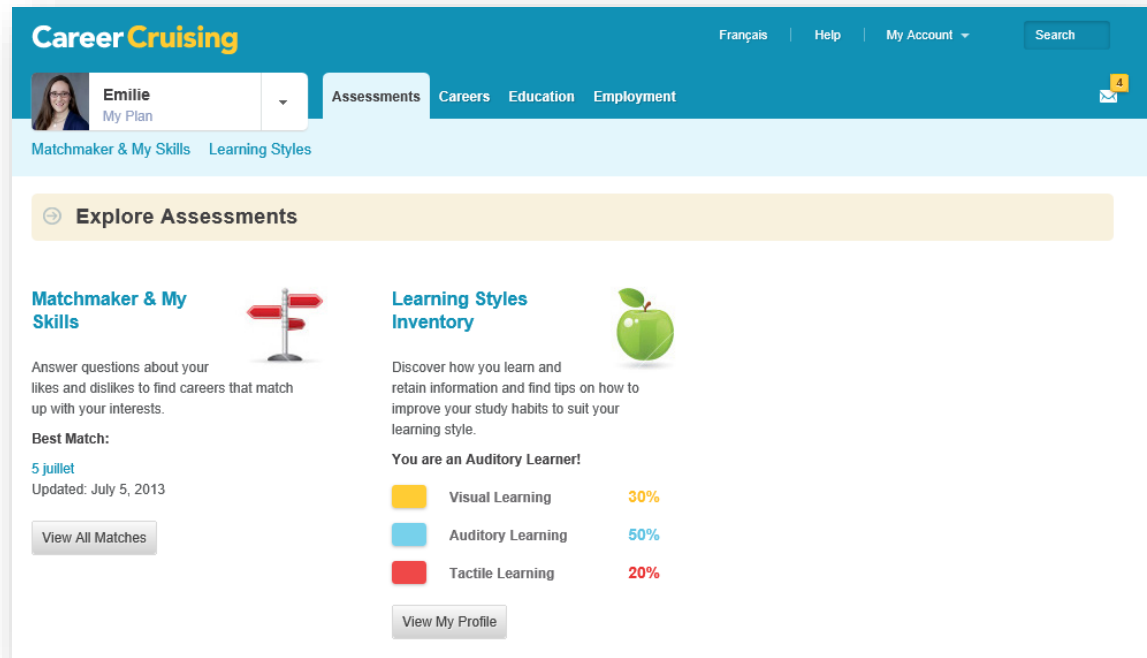
Learning Style	Percentage
Visual Learning	30%
Auditory Learning	50%
Tactile Learning	20%



# World Class Assessments

Using our various assessment tools, students can:

- discover how they best learn and retain information
- identify careers that suit their interests and;
- understand how their skills and abilities are related to those careers.



The screenshot shows the CareerCruising website interface. At the top, there is a navigation bar with the logo 'CareerCruising' and links for 'Français', 'Help', 'My Account', and a search box. Below the navigation bar, the user's name 'Emilie' and 'My Plan' are displayed. The main content area is titled 'Explore Assessments' and features two assessment cards: 'Matchmaker & My Skills' and 'Learning Styles Inventory'. The 'Matchmaker & My Skills' card includes a description, a 'Best Match' section, and a 'View All Matches' button. The 'Learning Styles Inventory' card includes a description, a 'You are an Auditory Learner!' statement, and a bar chart showing learning style percentages: Visual Learning (30%), Auditory Learning (50%), and Tactile Learning (20%). A 'View My Profile' button is located at the bottom of the 'Learning Styles Inventory' card.

Learning Style	Percentage
Visual Learning	30%
Auditory Learning	50%
Tactile Learning	20%



# Detailed Career Information

Students can explore hundreds of careers using a variety of methods.

The screenshot shows the 'Explore Careers' section of the CareerCruising website. At the top, there is a navigation bar with the user's name 'Emilie My Plan' and tabs for 'Assessments', 'Careers', 'Education', and 'Employment'. Below the navigation bar, there is a search bar with the text 'Search for Careers' and a 'Career Selector' button. The main content area features a 'Keyword Search' field with a 'Search' button. Below the search bar, there are four tabs: 'Index', 'School Subjects', 'Alberta Senior High Clusters', and 'Alberta Junior High Clusters'. Under the 'Index' tab, there is a message: 'Use the alphabetical index to quickly find the careers you're looking for.' Below this message is an alphabetical index grid with letters A through Z. To the right of the search bar, there is a 'Career Selector' section with a description: 'Search for careers based on a variety of criteria, like earnings, core tasks, and more.' and a 'Start Career Selector' button.

Students will then have access to detailed multi-media career profiles.

The screenshot shows the 'Civil Engineer' profile page on the CareerCruising website. The page has a blue header with the user's name 'Emilie My Plan' and navigation tabs for 'Assessments', 'Careers', 'Education', and 'Employment'. Below the header, there is a search bar and a 'Career Selector' button. The main content area is titled 'Civil Engineer' and includes a 'Save to My Plan' button. The page is divided into several sections: 'At a Glance', 'Suitable for You?', 'Job Description', 'Working Conditions', 'Earnings', 'Education', 'Sample Career Path', 'Related Careers', 'Other Resources', 'Photos & Interviews', and 'Job Search'. The 'At a Glance' section contains a description: 'Civil engineers help design and build the structures all around us, including buildings, bridges, dams, highways, railways, and sewers.' The 'Core Tasks' section lists several tasks: 'Use math and science to calculate if structure designs are possible and safe', 'Study existing conditions at project sites', 'Estimate quantities and cost of materials, equipment, and labour needed for projects', 'Supervise construction workers and building progress at project sites', and 'Prepare reports on project issues'. There is a photo of a woman looking at a large document, and a 'View PhotoFile' button below it. The 'Job Search' section has a search bar with the text 'Search for postings on thousands of'. At the bottom of the page, there are two tabs: 'Workplace' and 'Earnings'.



# Postsecondary Planning

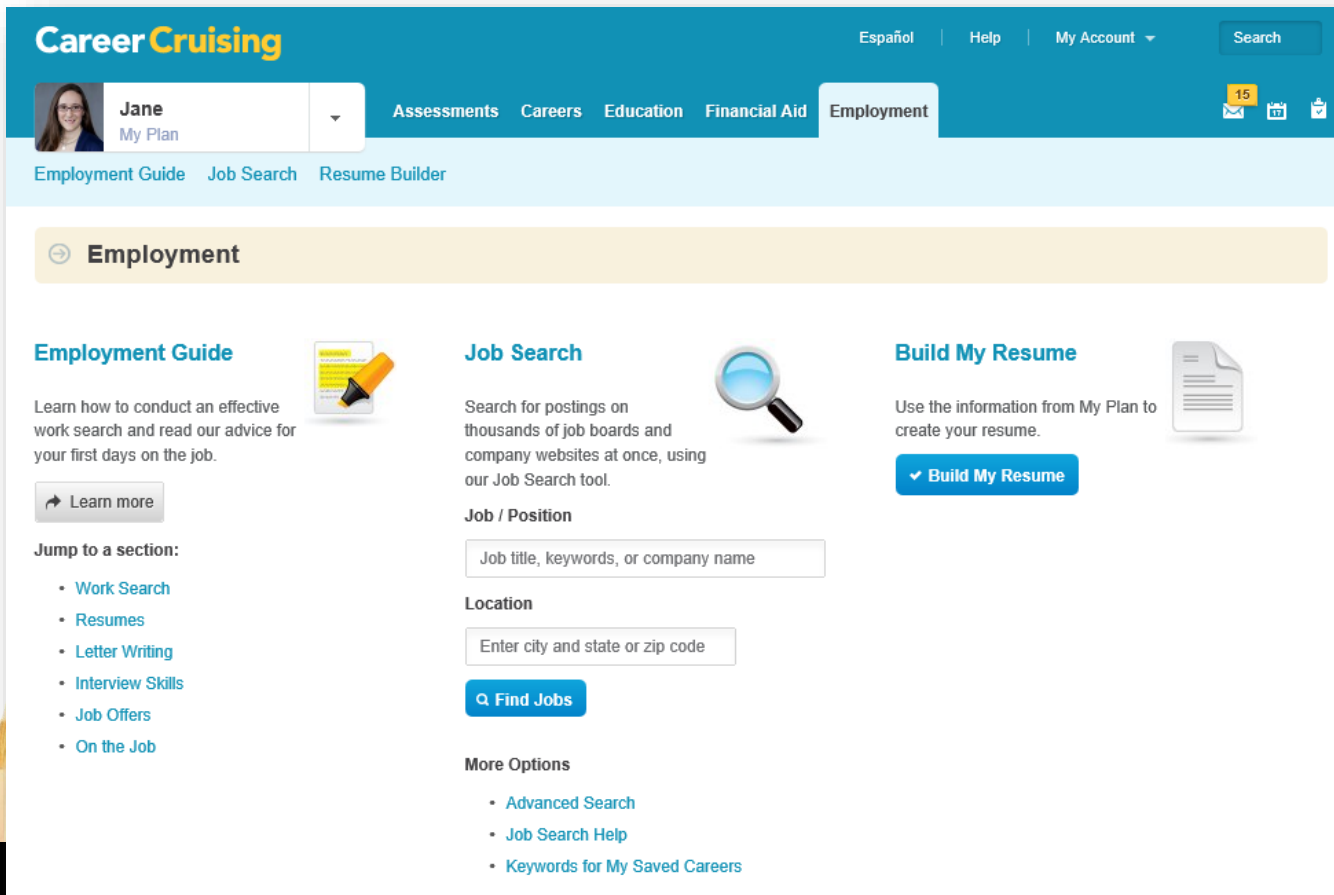
Students have access to information about post-secondary institutions and apprenticeships available across the country.

The screenshot shows the Career Cruising website interface. At the top, there is a navigation bar with the logo, user profile (Emilie), and menu items: Assessments, Careers, Education, and Employment. Below the navigation bar, there is a search bar and a dropdown menu for 'My Plan'. The main content area is titled 'Explore Education & Training' and features a search bar for 'Colleges & Universities' and 'Programs'. A map of Canada is displayed, with provinces and territories labeled with their abbreviations: YT, NT, NU, BC, AB, SK, MB, ON, QC, PE, NB, and NS. There are also buttons for 'Map View' and 'List View'. On the right side, there are two informational boxes: 'Apprenticeships' and 'U.S. Schools', each with a 'Learn more' button.

The screenshot shows the Career Cruising website interface, specifically the 'Explore Apprenticeships' section. The navigation bar is identical to the previous screenshot. The main content area is titled 'Explore Apprenticeships' and features a search bar for 'Apprenticeships' and 'Provincial Profiles'. Below the search bar, there is a list of apprenticeship clusters, each with an icon and a 'Learn more' button: Agriculture & Horticulture (plant icon), Manufacturing (gear icon), Construction & Mining (hammer and wrench icon), Service Industry (hand icon), Electronics, Power & Communications (antenna icon), Transportation & Mechanics (car icon), and Graphic Arts & Culture (color wheel icon). On the right side, there is an 'About Apprenticeships' box with a 'Learn more' button.

# Employment Readiness

Students also have access to resources to help them prepare for the world of work, including an integrated job search and resume builder.



The screenshot displays the Career Cruising website interface. At the top, the logo "Career Cruising" is on the left, and navigation links for "Español", "Help", and "My Account" are on the right. A search bar is also present. Below the header, a user profile for "Jane" is shown with a dropdown menu. The main navigation bar includes "Assessments", "Careers", "Education", "Financial Aid", and "Employment". A secondary navigation bar lists "Employment Guide", "Job Search", and "Resume Builder". The "Employment" section is highlighted with a yellow background. Below this, three main content areas are visible: "Employment Guide" with a pencil icon and a "Learn more" button; "Job Search" with a magnifying glass icon and a search form; and "Build My Resume" with a document icon and a "Build My Resume" button. The search form includes fields for "Job / Position" and "Location", and a "Find Jobs" button. A "More Options" section lists "Advanced Search", "Job Search Help", and "Keywords for My Saved Careers".

**Career Cruising** Español | Help | My Account ▾ Search

Jane My Plan ▾ Assessments Careers Education Financial Aid **Employment**

15

Employment Guide Job Search Resume Builder

## Employment

### Employment Guide

Learn how to conduct an effective work search and read our advice for your first days on the job.

[Learn more](#)

**Jump to a section:**

- [Work Search](#)
- [Resumes](#)
- [Letter Writing](#)
- [Interview Skills](#)
- [Job Offers](#)
- [On the Job](#)

### Job Search

Search for postings on thousands of job boards and company websites at once, using our Job Search tool.

**Job / Position**

**Location**

[Find Jobs](#)

**More Options**

- [Advanced Search](#)
- [Job Search Help](#)
- [Keywords for My Saved Careers](#)

### Build My Resume

Use the information from My Plan to create your resume.

[Build My Resume](#)

# Parent Engagement

Career Cruising's Parent Portal provides parents and guardians with access to their child's My Plan work.

The screenshot shows the Career Cruising Parent Portal interface. At the top, there is a dark blue header with the text "CAREER CRUISING" in white. Below this is a lighter blue navigation bar with a home icon, the text "Parent Portal", and buttons for "Français" and "Logout". The main content area has a dark blue header with "Parent Dashboard" in white. On the left, there is a sidebar with a light blue background. It contains a "Welcome Chris Allinson!" message, a list of navigation links (Dashboard, My Account, Messages (0), Add a Child, Logout), and a "More Information" section with links to About Career Cruising, What is the Parent Portal?, and About the Parent Portal (PDF). The main content area on the right features a white background with a blue header for "Jane Smith". Below this, there is a paragraph explaining the portal's purpose. A section for "Jane Smith" lists her school (Northern High School), grade level (Grade 11), and last student login (8/23/2013 4:15:00 PM). There are two icons: a folder icon for "View Jane's Portfolio" and a ribbon icon for "Explore Career Crossing". A "Portfolio Completion Status" section shows a progress bar at 90% with links for "View Details" and "What is this?". At the bottom, the "CareerCruising" logo is displayed, followed by "Terms of Use - Privacy - Contact Us - © Career Cruising".

CAREER CRUISING

Parent Portal [Français](#) [Logout](#)

## Parent Dashboard

**Welcome Chris Allinson!**

- » [Dashboard](#)
- » [My Account](#)
- » [Messages \(0\)](#)
- » [Add a Child](#)
- » [Logout](#)

**More Information**

- » [About Career Cruising](#)
- » [What is the Parent Portal?](#)
- » [About the Parent Portal \(PDF\)](#)


The Parent Portal allows you to view and comment on the work your child has done in Career Cruising, keep track of his or her progress, receive messages from counselors and teachers at his or her school or school district, and explore Career Cruising.

### Jane Smith

**School**  
Northern High School  [View Jane's Portfolio](#)

**Grade Level**  
Grade 11  [Explore Career Crossing](#)

**Last Student Login**  
8/23/2013 4:15:00 PM

**Portfolio Completion Status**  
90%  [View Details](#) | [What is this?](#)

**CareerCruising**

[Terms of Use](#) - [Privacy](#) - [Contact Us](#) - © Career Cruising

# Guidance Office Personnel

Counsellors' alphabetical caseload:

A-M Mrs. Lawson

N-Z Ms. Henderson

Student Success Teacher: Mr. Fox

Administrative Assistant: Ms. Chamoun

Social Worker: Mr. McCann

AY Counsellor: Ms. Sawesky

# Guidance Services Provided:

- Academic/career counselling and IPP
- Connect students and parents to community resources for mental health, addiction, financial assistance
- Post-secondary information and applications, scholarships
- Graduation, Awards Assembly
- Timetable changes
- Liaise with teachers, Learning Resource, and parents to assist students

# Further Information

Websites:


HWDSB [www.hwdsb.on.ca](http://www.hwdsb.on.ca)

D.V.S.S. [www.hwdsb.on.ca/dundasvalley/](http://www.hwdsb.on.ca/dundasvalley/)

Ministry of Education [www.edu.gov.on.ca/eng/](http://www.edu.gov.on.ca/eng/)



**Questions?**



Thank you for engaging in your child's education!