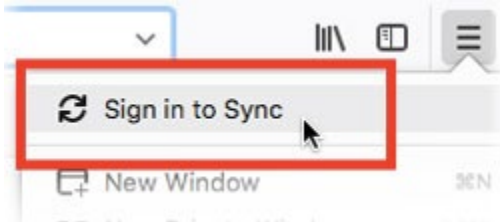


## How to sign in to your browser

### Create a Sync account for Firefox



1. Click the menu button , then click Sign in to Sync.



2. Click **Don't have an account? Get started.**
3. Fill out the form and click Create account to create a Firefox Account. Take note of the email address and password you used.
4. Check your emails for the verification link.

## Sign in to Chrome

To sign in to Chrome, you'll need a [Google Account](#).

1. On your Android phone or tablet, open the Chrome app .
2. To the right of the address bar, tap More  > **Settings** > **Sign in to Chrome**.
3. Tap the account you want to use.
4. Tap **Continue** > **OK, Got it**.

Once you're signed in to your browser, please go to:

<http://bit.ly/HWDSBStudentRecordsRequestForm> to submit a Records Request Form.

If you encounter any problems, please call 905-561-2190 for support. Open Monday to Friday 8:30 a.m. to 4 p.m. – closed on statutory and school holidays.