

Bellmore School Temporary Accommodation Strategy

Advisory Panel Meeting #2

February 5, 2019

Paul Denomme

Jeff Gillies

Ellen Warling

Ian Hopkins

Kathleen Hussey

Kevin Heer

Julie Anderson

Gord Cook

Alex Johnstone

Cam Galindo

Jackie Boyer

Richard Wouters

Scott Nguyen

Nicole Jones

Superintendent of Student Achievement

Superintendent of Student Achievement

Manager – Planning & Accommodation

Planner – Planning & Accommodation

Executive Assistant

Principal – Bellmoore

Principal – Janet Lee (New Summit Park School)

Principal – Tapleystown (New Summit Park School)

Board Chair, Trustee – Wards 11 & 12

Trustee – Wards 9 & 10

Bellmoore School Council Rep

Bellmoore School Council Rep

Tapleystown School Council Rep (Summit Park)

Janet Lee School Council Rep (Summit Park)

- Promote a positive environment
- Treat all other members and guests with respect
- Recognize and respect the personal integrity of each member of the advisory panel
- Use established communication channels when questions or concerns arise
- Promote high standards of ethical practice at all times

1. Review Trustee Resolution & Boundary Review Process
2. Review Rationale & Timeline for Transition
3. Review Options & Feedback from Public Consultation
4. Identify Preferred Option(s) for SOSA Consideration
5. Review Next Steps

- At the November 26, 2018, Board meeting, Trustees approved:
that Bellmore School be temporarily changed to a K-6 school until a permanent solution can be found to solve the accommodation pressures.
- The report states that the new school on the Summit Park site will be assisting with the accommodation pressures at Bellmore. Grades 7-8 students from Bellmore will be attending this new school until a permanent solution is provided for Binbrook.
- At the December 17, 2018, Board meeting, Trustees approved:
Be it resolved; that staff apply the boundary review policy to the temporary accommodation strategy at Bellmore Elementary (and to include other potential impacted schools) and report back to trustees no later than March 2019.

Once a boundary review has been initiated, staff will take the following steps:

Step #1 - Create the Boundary Review Advisory Panel

The mandate of the Boundary Review Advisory Panel is to **advise the Superintendent of Student Achievement of possible options** after reviewing the guiding principles, receiving community input and providing local expertise.

The Superintendent of Student Achievement, in conjunction with the Planning and Accommodation Division, will then **recommend an option(s) for Board approval.**

Boundary Review Policy 2.1

Step #2 - Conduct a Community Consultation

Consisting of a public meeting(s) to allow the community an opportunity to provide input regarding the proposed recommendation(s).

Boundary Review Policy 2.1

Step #3 - Review Data from the Community Consultation

Consisting of the review of community feedback prior to formulating the final recommendation(s) to be presented at a Standing Committee or Regular Board meeting.

Boundary Review Policy 2.1

Step #4 - Seek Board Approval

Consisting of the presentation of the recommendation(s), as well as the results of the community consultation, to the Board for their approval.

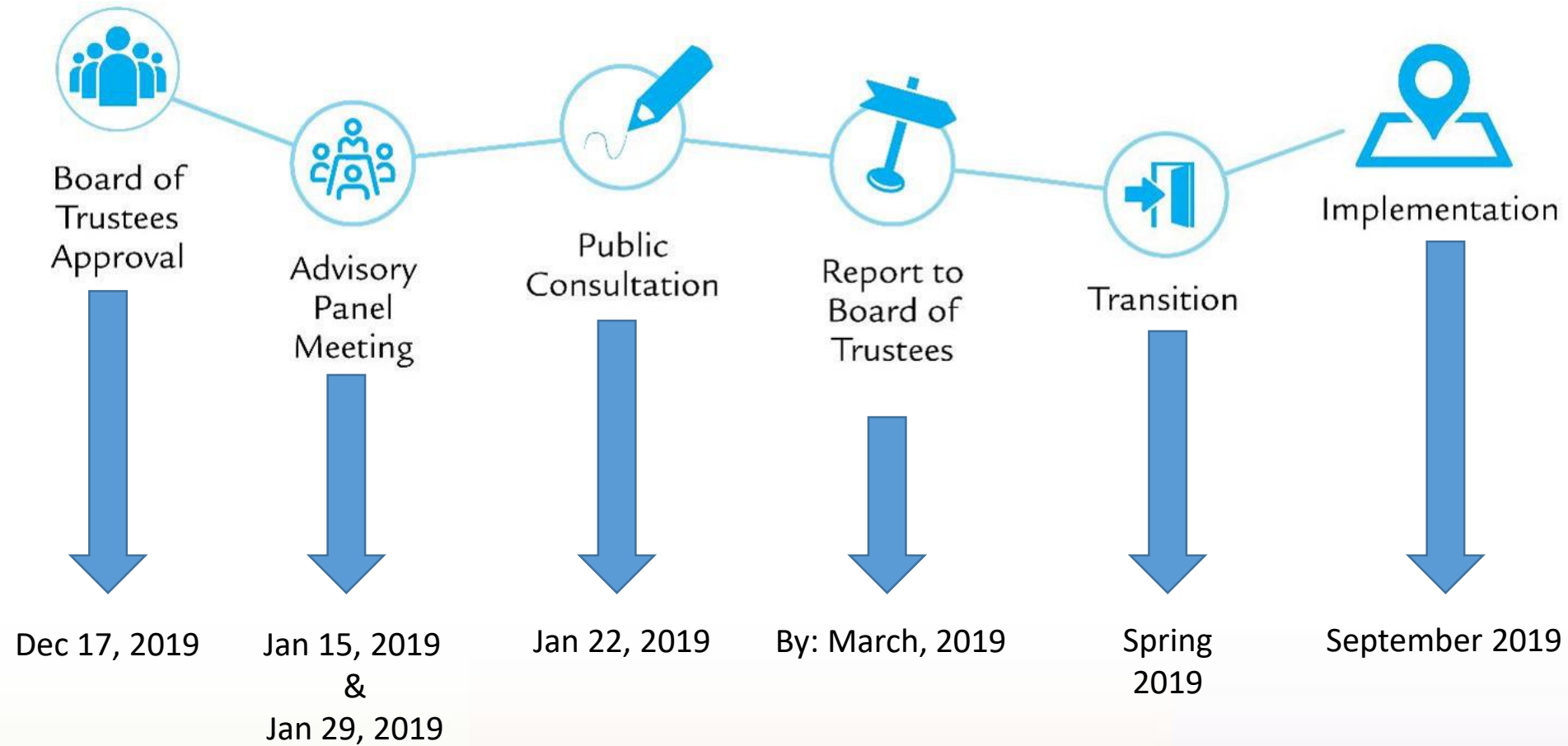
Boundary Review Policy 2.1

The Boundary Review Advisory Panel will meet a minimum of once and will review the following:

- a) Rationale for change
- b) Preferred option(s)
- c) Enrolment & facility utilization impacts
- d) Financial impacts
- e) Transportation impacts
- f) Community consultation
- g) Implementation considerations including phasing in of a boundary change, timelines, temporary and permanent status of the boundary change.

Boundary Review Procedure 2.2

- Address enrolment pressures and facility limitations at Bellmoore
- Create a more balanced and predictable enrolment between Bellmoore and the New School on the Summit Park Site
- Implement a strategy which is clear and concise for students, parents, staff and community
- Provide the best possible programming for students



Option #1 – Increasing JK Cap (New)

Option #2 – New Families within South Boundary (New)

Option #3 – Capping JK at 100

Option #4 – All Kindergarten

Option #5 – All 7 & 8

Option #6 – North Boundary

Option #7 – Rural Boundary

Option #8 – Northwest Boundary

Option #9 – West Boundary

First Turn Last Turn Protocol

1. Silently and simultaneously, each advisory member reads public feedback summary from each option and **highlights three or four items that have particular meaning.**
2. First panel member **reads one of their highlighted items** but does not comment on it. They simply name it.
3. In round-robin fashion, each panel member **comments about the identified item with no cross-talk.**
4. The initial person who named the item shares thinking about the item, and therefore, gets the last turn.
5. Repeat the pattern around the table.

- The following scenario depicts capping Bellmoore’s JK enrolment at 100 students in 2019, 110 in 2020 and 120 students in 2021 and beyond.
- No new students would be enrolled at Bellmoore in grades SK-8.
- All projected JK students beyond the projected cap and new SK-8 students from housing development and housing sales attend New School on the Summit Park Site.
- This option would incorporate a sibling rule that would allow incoming JK students with older siblings at Bellmoore to attend Bellmoore. Currently this would account for approximately 50 of the JK spots allocated to Bellmoore.
- This option would require an application, random selection and waitlist process for JK entry at Bellmoore for students without older siblings attending Bellmoore.
- This would separate new Binbrook families with students in JK and older grades.
- This option would also require the Board to clearly define what a “new student” means. New to Board? New to neighbourhood?

	OTG	OTG with Portables
Bellmoore	640	1077 (19)
Summit Park Site	625	763 (6)

Bellmoore	JK	SK	1	2	3	4	5	6	7	8	SP-E	Total	Utilization	Utilization with Current Portables	Estimated Additional Portables Required (Total)
2018	131	144	115	114	108	104	107	104	99	89	6	1121	175%	106%	-
2019	100	123	110	109	106	100	99	100	97	95	6	1046	163%	97%	-3 (16)
2020	110	94	99	104	101	99	96	93	94	93	6	989	155%	92%	-2 (14)
2021	120	103	76	94	97	94	94	90	87	90	6	951	149%	88%	-1 (13)
2022	120	112	83	72	88	90	90	88	84	83	6	916	143%	85%	-1 (12)
2023	120	112	90	78	67	82	86	84	83	80	6	889	139%	83%	-1 (11)

New School Summit Park Site	JK	SK	1	2	3	4	5	6	7	8	SP-E	Total	Utilization	Utilization with Current Portables	Estimated Additional Portables Required (Total)
2019	89	77	59	47	56	53	52	50	46	48	0	578	92%	76%	0 (6)
2020	83	113	73	75	62	68	72	69	61	54	0	731	117%	96%	0 (6)
2021	77	107	102	81	86	73	76	82	78	68	0	829	133%	109%	3 (9)
2022	84	92	102	114	95	100	84	89	95	89	0	944	151%	124%	4 (13)
2023	90	98	89	112	125	107	110	96	101	105	0	1034	165%	136%	4 (17)

Enrolment & Facility Utilization

- Increasing enrolment pressure at Summit

Financial

- Additional costs for overlapping bus routes
- Transportation required for students living throughout entire Bellmoore catchment

Other

- Operationally challenging as enrolment is unpredictable
- Challenging for families to plan effectively for student transition into JK

This scenario depicts the following:

- A boundary that captures Binbrook's urban area south of Binbrook Rd

South Urban Boundary:

- All existing students attend Bellmoore
- Incoming JK students with older siblings at Bellmoore may attend Bellmoore
- All new students are redirected to Summit Park

North Urban & Rural Boundary :

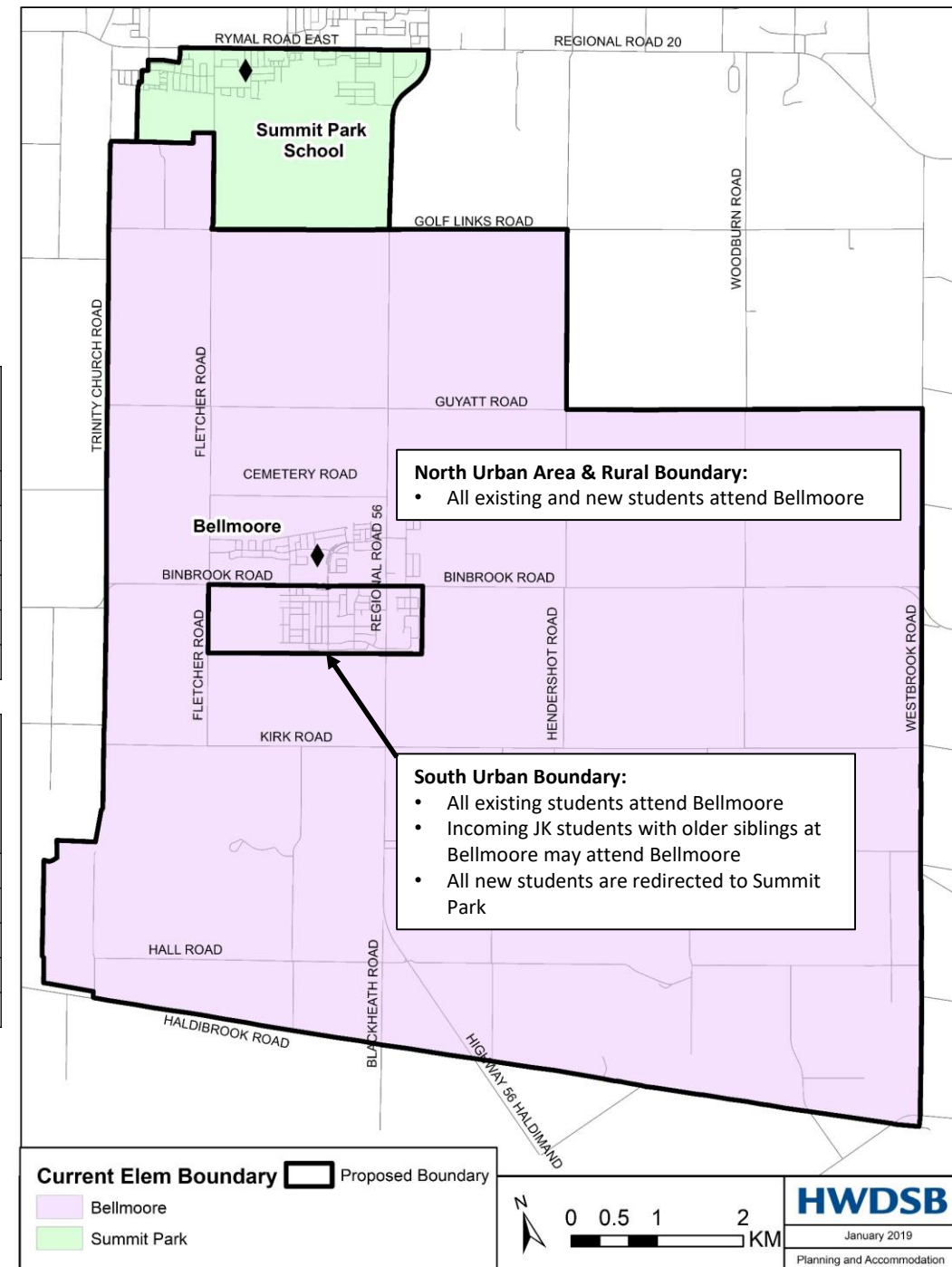
- All existing and new students attend Bellmoore

Option #2 (NEW) - South Urban Boundary Option

	OTG	OTG with Portables
Bellmoore	640	1077 (19)
Summit Park Site	625	763 (6)

Bellmoore	JK	SK	1	2	3	4	5	6	7	8	SP-E	Total	Util	Util with Current Portables	Estimated Additional Portables Required (Total)
2018	131	144	115	114	108	104	107	104	99	89	6	1121	175%	106%	-
2019	93	137	116	117	115	106	109	107	103	99	6	1108	173%	103%	0 (19)
2020	94	99	111	118	116	113	110	110	105	102	6	1084	169%	101%	-1 (18)
2021	95	100	81	110	115	114	113	108	109	104	6	1056	165%	98%	-1 (17)
2022	98	96	84	83	110	114	114	113	107	110	6	1035	162%	96%	-1 (16)
2023	99	97	80	84	83	108	114	112	112	107	6	1001	156%	93%	-1 (15)

New School Summit Park Site	JK	SK	1	2	3	4	5	6	7	8	SP-E	Total	Util	Util with Current Portables	Estimated Additional Portables Required (Total)
2019	97	62	53	39	48	47	42	43	40	44	0	515	82%	68%	0 (6)
2020	100	108	62	62	48	54	58	51	50	45	0	637	102%	83%	0 (6)
2021	101	110	96	66	67	53	57	63	56	54	0	724	116%	95%	0 (6)
2022	106	108	101	102	73	76	60	65	72	63	0	826	132%	108%	2 (8)
2023	111	113	99	106	108	81	83	68	72	79	0	922	147%	121%	4 (12)



Information to consider for these options:

- Enrolment projections are based on applying the JK enrolment 3 year average and grade to grade retention averages of Bellmoore to the north and south boundaries.
- If the averages or retention rates vary in the north or south areas this can impact the enrolment next year.
- Currently, there are 10 FDK classes, 38 grade 1-8 classes and 1 spec ed class at Bellmoore for a total of 49 homeroom classes. This cannot be exceeded next year, there is no additional space.

Information to consider for this option:

- Initially, option has a little impact on enrolment at Bellmoore
- Enrolment remains high at Bellmoore because the north portion of the boundary has two residential developments under construction that will yield students in 2019, 2020 & beyond

HWDSB Option #3 - Capping JK & No New Students

	OTG	OTG with Portables
Bellmoore	640	1077 (19)
Summit Park Site	625	763 (6)

Bellmoore	JK	SK	1	2	3	4	5	6	7	8	SP-E	Total	Utilization	Utilization with Current Portables	Estimated Additional Portables Required (Total)
2018	131	144	115	114	108	104	107	104	99	89	6	1121	175%	106%	-
2019	100	123	110	109	106	100	99	100	97	95	6	1046	163%	97%	-3 (16)
2020	100	94	99	104	101	99	96	93	94	93	6	979	153%	91%	-2 (14)
2021	100	94	76	94	97	94	94	90	87	90	6	922	144%	86%	-2 (12)
2022	100	94	75	72	88	90	90	88	84	83	6	870	136%	81%	-2 (10)
2023	100	94	75	71	67	82	86	84	83	80	6	828	129%	77%	0 (10)

New School Summit Park Site	JK	SK	1	2	3	4	5	6	7	8	SP-E	Total	Utilization	Utilization with Current Portables	Estimated Additional Portables Required (Total)
2019	89	77	59	47	56	53	52	50	46	48	0	578	92%	76%	0 (6)
2020	93	113	73	75	62	68	72	69	61	54	0	741	119%	97%	0 (6)
2021	97	116	102	81	86	73	76	82	78	68	0	858	137%	112%	4 (10)
2022	104	111	109	114	95	100	84	89	95	89	0	991	159%	130%	5 (15)
2023	110	117	104	119	125	107	110	96	101	105	0	1096	175%	144%	4 (19)

HWDSB Option #3 - Capping JK & No New Students

- The following scenario depicts capping the JK enrolment at 100 students per year and no new students would be enrolled at Bellmoore in grades SK-8.
- All projected JK students beyond 100 and new SK-8 students from housing development and housing sales attend New School on the Summit Park Site.
- This scenario would allow JK students with and without siblings to enter Bellmoore but would require new families with students in grades SK-8 to attend Summit Park site. This could potentially separate new Binbrook families with students in JK and older grades
- This option would require an application and random selection process for JK entry at Bellmoore

Enrolment & Facility Utilization

- Creates an enrolment imbalance at Summit

Financial

- Additional costs for overlapping bus routes

Transportation

- Transportation required for students living throughout entire Bellmoore catchment

Other

- Operationally challenging as enrolment is unpredictable

- A total of 28 Feedback Forms, 224 Post-it notes and 10 emails were received as of Friday January 25th at noon.

Option: Capping JK, JK Sibling Rule at Bellmoore and No New SK-8 Students Enrol at Bellmoore: 87 Post-it Notes posted

- Refer to Public Feedback provided

	OTG	OTG with Portables
Bellmoore	640	1077 (19)
Summit Park Site	625	763 (6)

Bellmoore	JK	SK	1	2	3	4	5	6	7	8	SP-E	Total	Utilization	Utilization with Current Portables	Estimated Additional Portables Required (Total)
2018	131	144	115	114	108	104	107	104	99	89	6	1121	175%	106%	0
2019	0	0	120	123	120	110	117	115	106	101	6	918	143%	85%	0 (19)
2020	0	0	121	127	128	121	123	124	116	108	6	973	152%	90%	0 (19)
2021	0	0	122	122	128	130	123	124	125	118	6	997	156%	93%	0 (19)
2022	0	0	124	125	125	131	132	125	127	128	6	1025	160%	95%	0 (19)
2023	0	0	115	126	126	127	133	134	127	128	6	1022	160%	95%	0 (19)

New School Summit Park Site	JK	SK	1	2	3	4	5	6	7	8	SP-E	Total	Utilization	Utilization with Current Portables	Estimated Additional Portables Required (Total)
2019	189	199	50	33	43	43	35	36	37	42	0	706	113%	92%	0 (6)
2020	193	207	51	53	36	46	46	38	39	40	0	748	120%	98%	0 (6)
2021	197	210	56	53	55	38	48	48	40	41	0	782	125%	103%	1 (7)
2022	204	204	60	60	58	59	42	52	52	44	0	836	134%	110%	2 (9)
2023	210	210	64	65	65	63	64	47	57	57	0	901	144%	118%	3 (12)

- Could be implemented through a two year process which phases in the grade change.
- 2019 only new JKs attend Summit Park site and in 2020 both JK & SK attend Summit Park Site

Enrolment & Facility Utilization

- 15-16 kindergarten classes at the Summit Park Site

Financial

- Additional costs for overlapping bus routes

Transportation

- Transporting youngest students to Summit Park site

Other

Option: Bellmoore Kindergarten Students Attend New School on the Summit Park Site; 27 Post-it Notes submitted

- Refer to Public Feedback provided

	OTG	OTG with Portables
Bellmoore	640	1077 (19)
Summit Park Site	625	763 (6)

Bellmoore	JK	SK	1	2	3	4	5	6	7	8	SP-E	Total	Utilization	Utilization with Current Portables	Estimated Additional Portables Required (Total)
2018	131	144	115	114	108	104	107	104	99	89	6	1121	175%	106%	-
2019	133	146	120	123	120	110	117	115	0	0	6	990	155%	92%	0 (19)
2020	135	148	121	127	128	121	123	124	0	0	6	1032	161%	96%	0 (19)
2021	136	149	122	122	128	130	123	124	0	0	6	1040	162%	97%	0 (19)
2022	139	139	124	125	125	131	132	125	0	0	6	1048	164%	97%	0 (19)
2023	141	141	115	126	126	127	133	134	0	0	6	1048	164%	97%	0 (19)

New School Summit Park Site	JK	SK	1	2	3	4	5	6	7	8	SP-E	Total	Utilization	Utilization with Current Portables	Estimated Additional Portables Required (Total)
2019	56	53	50	33	43	43	35	36	143	143	0	634	101%	83%	0 (6)
2020	59	59	51	53	36	46	46	38	155	147	0	689	110%	90%	0 (6)
2021	61	61	56	53	55	38	48	48	165	158	0	740	118%	97%	0 (6)
2022	65	65	60	60	58	59	42	52	179	172	0	813	130%	107%	2 (8)
2023	70	70	64	65	65	63	64	47	184	185	0	876	140%	115%	3 (11)

- Could be implemented through a two year process which phases in the grade change
- 2019 only grade 7s attend Summit Park site while grade 8s remain at Bellmoore to graduate
- 2020, grade 7 & 8s attend Summit Park Site

Enrolment & Facility Utilization

- Balanced enrolment between both schools
- Large middle school enrolment can be easier to accommodate than K or primary students

Financial

- Additional costs for overlapping bus routes

Transportation

- Oldest elementary students on a bus to Summit Park site

Other

- Siblings at two different sites
- Community concerns regarding child minding and effects on mental health

Option: Bellmoore Grade 7 and 8 Students Attend New School on the Summit Park Site; 66 Post-it Notes Submitted

- Refer to Public Feedback provided

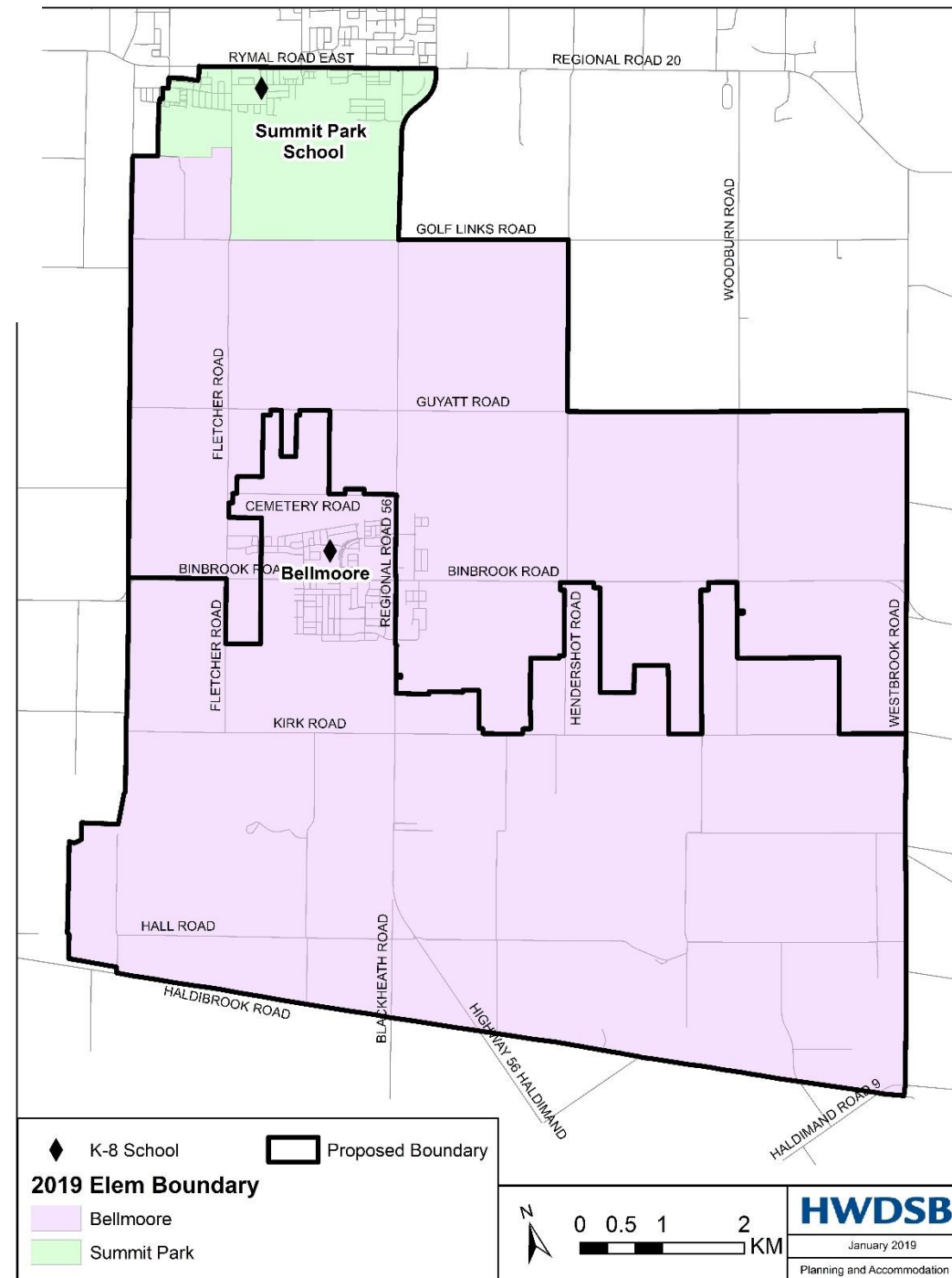
Option #6 North Boundary

	OTG	OTG with Portables
Bellmoore	640	1077 (19)
Summit Park Site	625	763 (6)

Bellmoore	JK	SK	1	2	3	4	5	6	7	8	SP-E	Total	Util	Util with Current Portables	Estimated Additional Portables Required (Total)
2018	131	144	115	114	108	104	107	104	99	89	6	1121	175%	106%	-
2019	111	126	97	105	96	89	93	89	81	82	6	975	152%	91%	0 (19)
2020	111	122	102	102	108	96	98	98	89	81	6	1012	158%	94%	0 (19)
2021	111	122	98	102	102	108	96	98	98	89	6	1029	161%	96%	0 (19)
2022	111	111	98	99	102	102	108	96	98	98	6	1031	161%	96%	0 (19)
2023	112	112	89	98	99	103	102	109	96	98	6	1025	160%	95%	0 (19)

New School Summit Park Site	JK	SK	1	2	3	4	5	6	7	8	SP-E	Total	Util	Util with Current Portables	Estimated Additional Portables Required (Total)
2019	78	73	72	51	67	64	58	61	62	61	0	648	104%	85%	0 (6)
2020	83	85	70	78	56	71	71	64	66	67	0	709	113%	93%	0 (6)
2021	86	88	80	73	81	59	74	74	67	69	0	750	120%	98%	0 (6)
2022	93	93	86	87	80	88	66	82	81	74	0	830	133%	109%	3 (9)
2023	99	99	90	92	93	86	94	72	87	87	0	898	144%	118%	3 (12)

Approximately 210 Bellmoore students move to Summit Park



Enrolment & Facility Utilization

- Balanced enrolment between both schools

Financial

- Efficient utilization of bus routes

Transportation

- Transporting students living closest to Summit

Other

- Siblings at same school

Option: North & East Portion of Bellmoore Catchment and New Development attend New School on the Summit Park Site; 18 Post-it Notes Submitted

- Refer to Public Feedback provided

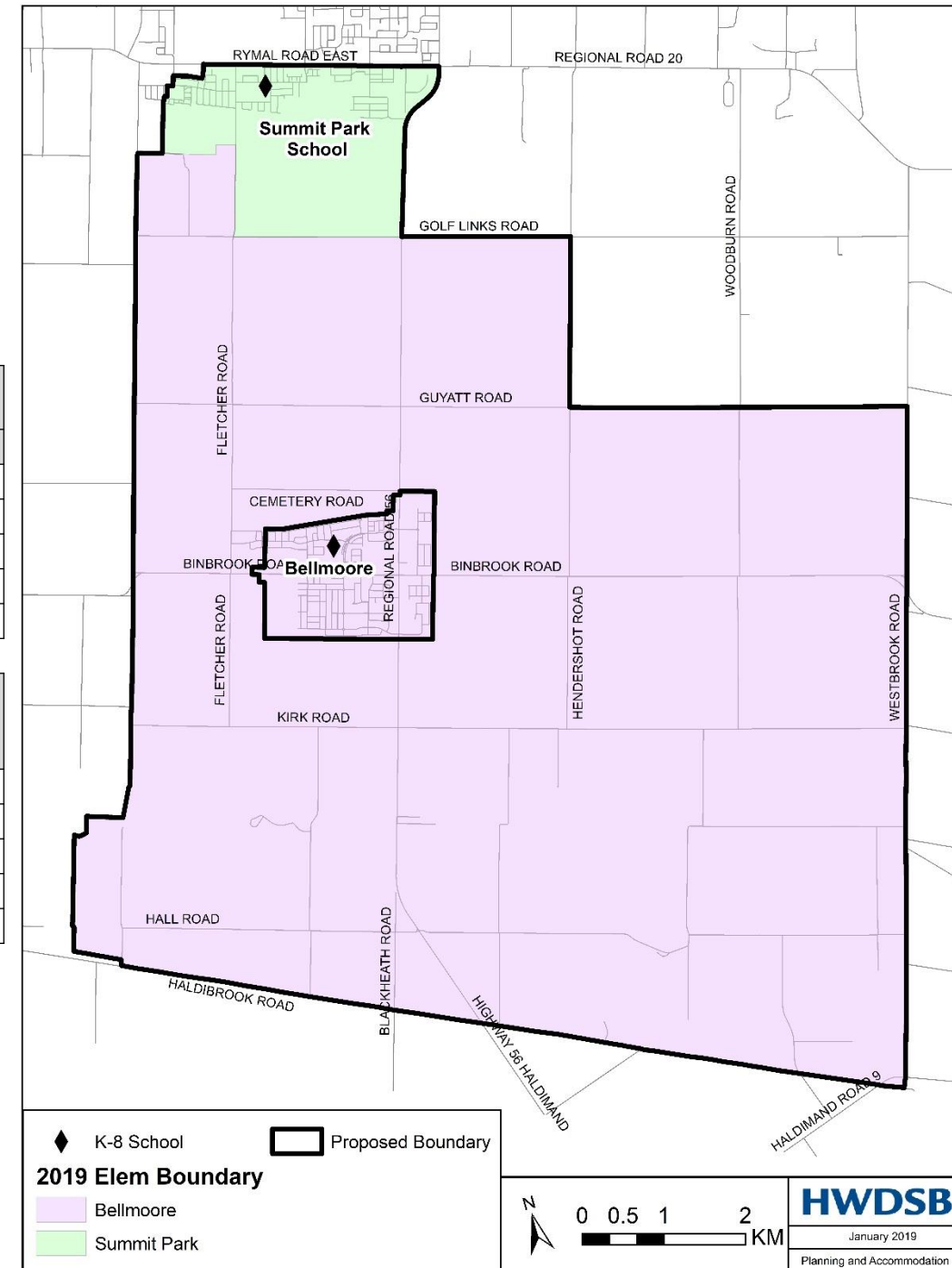
Option #7 Rural Boundary

	OTG	OTG with Portables
Bellmoore	640	1077 (19)
Summit Park Site	625	763 (6)

Bellmoore	JK	SK	1	2	3	4	5	6	7	8	SP-E	Total	Util	Util with Current Portables	Estimated Additional Portables Required (Total)
2018	131	144	115	114	108	104	107	104	99	89	6	1121	175%	106%	-
2019	120	134	110	108	105	98	105	102	91	82	6	1061	166%	98%	0 (19)
2020	120	132	109	115	111	105	108	111	102	91	6	1109	173%	103%	0 (19)
2021	120	132	107	109	115	111	105	108	111	102	6	1124	176%	104%	0 (19)
2022	121	121	108	108	110	117	113	107	109	112	6	1132	177%	105%	0 (19)
2023	123	123	99	109	110	112	118	114	108	111	6	1133	177%	105%	0 (19)

New School Summit Park Site	JK	SK	1	2	3	4	5	6	7	8	SP-E	Total	Util	Util with Current Portables	Estimated Additional Portables Required (Total)
2019	69	65	60	48	58	55	46	49	52	61	0	563	90%	74%	0 (6)
2020	74	75	64	64	53	62	61	51	53	57	0	612	98%	80%	0 (6)
2021	77	78	71	67	68	56	65	64	54	56	0	655	105%	86%	0 (6)
2022	83	83	77	77	73	74	62	71	70	60	0	729	117%	96%	0 (6)
2023	87	87	80	81	82	78	78	66	76	74	0	791	126%	104%	1 (7)

Approximately 122 existing Bellmoore students move to Summit Park



Enrolment & Facility Utilization

- Enrolment and facility utilization remains high at Bellmoore

Financial

- Additional costs for longer bus routes

Transportation

- Transporting students living at the farthest corner of Bellmoore boundary

Other

- Siblings at same school

Option: Rural Portion of Bellmoore Catchment and West Portion of New Development Attend New School on the Summit Park Site; 16 Post-it Notes Submitted

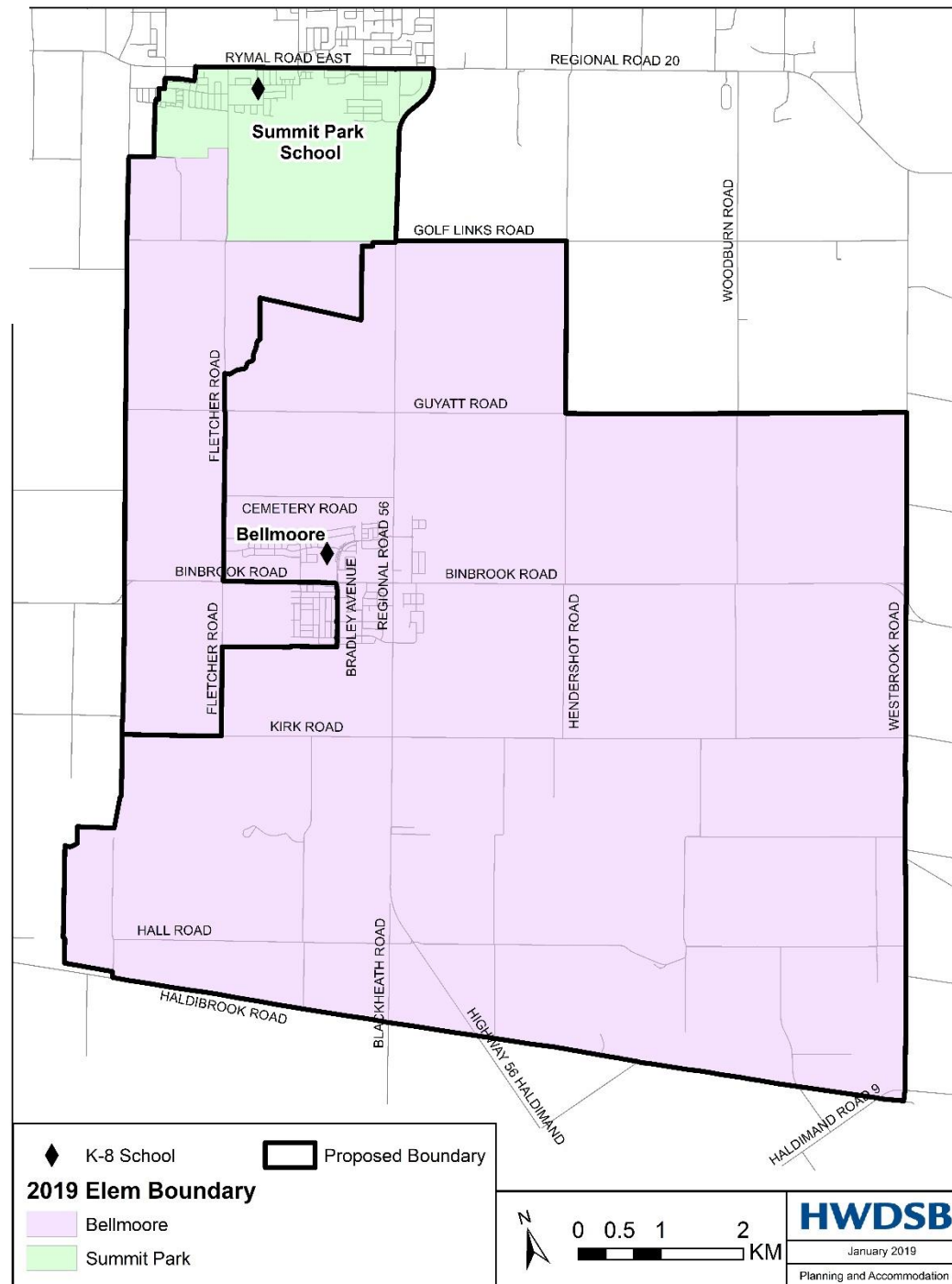
- Refer to Public Feedback provided

Option #8 Northwest Boundary

	OTG	OTG with Portables
Bellmoore	640	1077 (19)
Summit Park Site	625	763 (6)

Bellmoore	JK	SK	1	2	3	4	5	6	7	8	SP-E	Total	Util	Util with Current Portables	Estimated Additional Portables Required (Total)
2018	131	144	115	114	108	104	107	104	99	89	6	1121	175%	106%	-
2019	101	115	83	94	84	87	90	82	87	85	6	915	143%	85%	0 (19)
2020	103	113	94	88	98	85	97	96	84	89	6	952	149%	88%	0 (19)
2021	104	114	92	95	90	99	87	99	98	85	6	968	151%	90%	0 (19)
2022	107	107	95	95	98	93	102	89	102	100	6	994	155%	92%	0 (19)
2023	109	109	88	96	96	99	94	104	91	103	6	995	155%	92%	0 (19)

New School Summit Park Site	JK	SK	1	2	3	4	5	6	7	8	SP-E	Total	Util	Util with Current Portables	Estimated Additional Portables Required (Total)
2019	88	85	86	62	79	66	61	68	56	58	0	709	113%	93%	0 (6)
2020	91	94	79	91	66	82	71	65	71	59	0	769	123%	101%	0 (6)
2021	93	96	86	80	93	68	84	73	67	73	0	812	130%	106%	2 (8)
2022	97	97	90	90	85	98	72	88	77	72	0	867	139%	114%	2 (10)
2023	102	102	91	95	95	90	102	77	93	82	0	928	149%	122%	3 (13)



Approximately 269 Bellmoore students move to Summit Park

Enrolment & Facility Utilization

- Balanced enrolment between both schools

Financial

Transportation

- Transporting students living closer to Summit

Other

- Siblings at same school

Option: South West & North Portion of Bellmoore Catchment and Fletcher Road New Development Attend New School on the Summit Park Site; 20 Post-it Notes Submitted

- Refer to Public Feedback provided

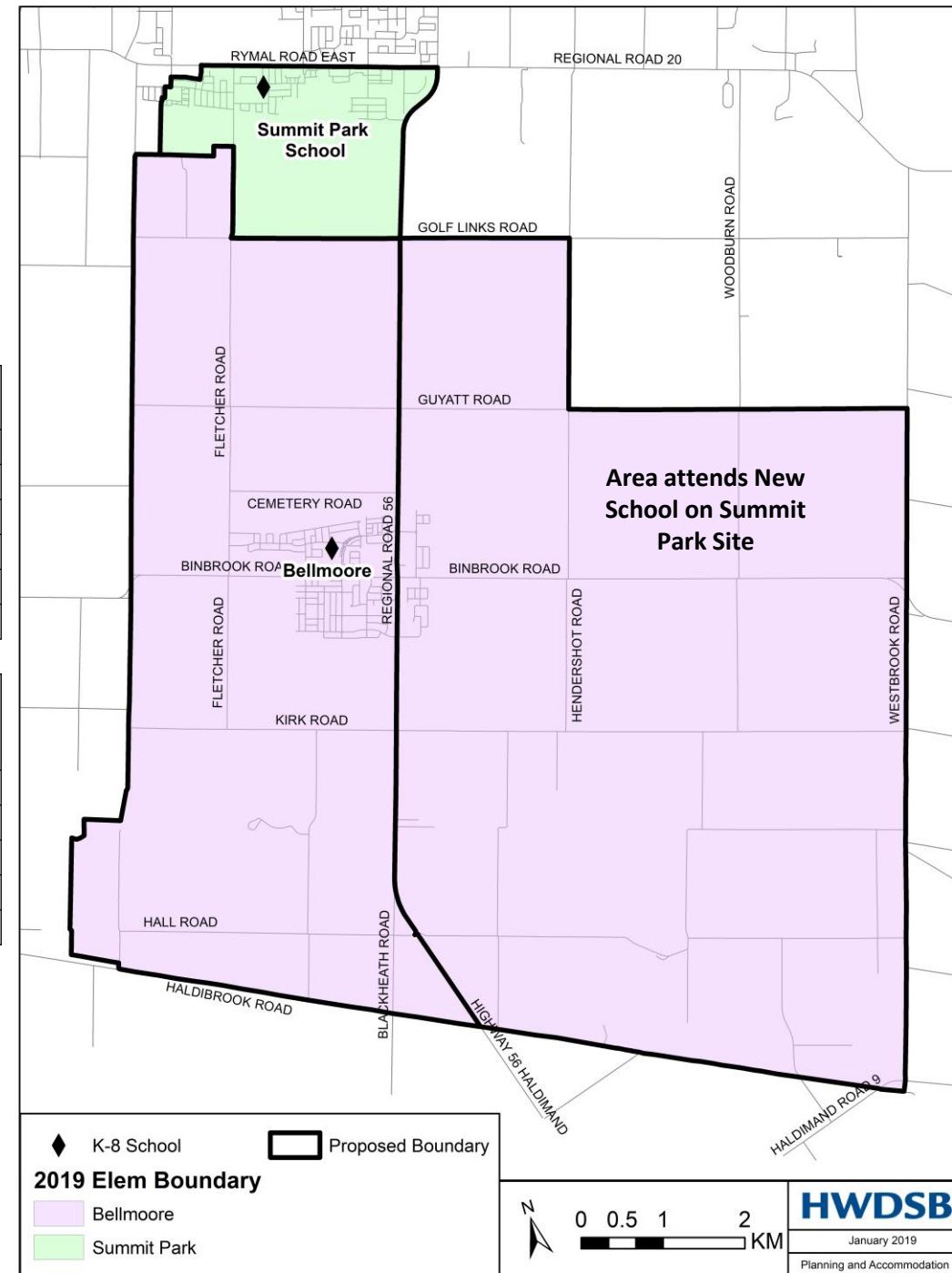
Option #9 West Boundary

	OTG	OTG with Portables
Bellmoore	640	1077 (19)
Summit Park Site	625	763 (6)

Bellmoore	JK	SK	1	2	3	4	5	6	7	8	SP-E	Total	Util	Util with Current Portables	Estimated Additional Portables Required (Total)
2018	131	144	115	114	108	104	107	104	99	89	6	1121	175%	106%	-
2019	113	126	100	104	100	89	93	89	79	80	6	980	153%	91%	0 (19)
2020	115	126	103	106	109	102	99	98	91	81	6	1036	162%	96%	0 (19)
2021	116	127	103	104	108	110	103	101	100	92	6	1071	167%	99%	0 (19)
2022	118	118	105	105	106	110	112	105	103	102	6	1088	170%	101%	0 (19)
2023	118	118	96	105	105	107	110	112	105	103	6	1085	170%	101%	0 (19)

New School Summit Park Site	JK	SK	1	2	3	4	5	6	7	8	SP-E	Total	Util	Util with Current Portables	Estimated Additional Portables Required (Total)
2019	76	74	69	52	62	64	59	61	64	63	0	643	103%	84%	0 (6)
2020	79	81	69	73	55	65	69	63	64	67	0	685	110%	90%	0 (6)
2021	81	83	74	71	75	57	67	71	65	66	0	709	113%	93%	0 (6)
2022	86	86	80	80	77	81	63	73	76	71	0	772	124%	101%	0 (6)
2023	92	92	84	86	86	83	87	69	79	82	0	838	134%	110%	3 (9)

Approximately 223 Bellmoore students move to Summit Park



Enrolment & Facility Utilization

- Enrolment and facility utilization remains high at Bellmoore

Financial

- Some additional costs for longer bus routes

Transportation

- Transporting students living at southwest boundary of Bellmoore

Other

- Siblings at same school

Option: East of Highway 56 Attend New School on the Summit Park Site; 10 Post-it Notes Submitted

- Refer to Public Feedback provided

Option #1 – Increasing JK Cap

Option #2 – New Families within South Boundary

Option #3 – Capping JK at 100

Option #4 – All Kindergarten

Option #5 – All 7 & 8

Option #6 – North Boundary

Option #7 – Rural Boundary

Option #8 – Northwest Boundary

Option #9 – West Boundary

Advise the Superintendent of Student Achievement of possible (preferred) options for consideration.

- Superintendent of Student Achievement to prepare and present a monitoring report to the Board of Trustees by March 2019
- Tentative Date for Monitoring Report – Feb 25, 2019

Boundary review will follow HWDSB's Boundary Review [Policy](#) and [Procedure](#).

khussey@hwdsb.on.ca

All information presented will be posted on the Board website:

<http://www.hwdsb.on.ca/bellmoore/temporary-accommodation/>

THANK YOU