














## Who did we hear from?

- 1519 parents/guardians/caregivers completed the survey. 87% of them had children in elementary school.
- Most parents/guardians/caregivers learned about the survey by email from their child's school (39%) or from the board website (26%).
- 81% of parents/guardians/caregivers said they were aware of how to be involved in their child's school, and 49% indicated they volunteer at their child's school community.

## How do parents/guardians/caregivers support their child's learning?

-  97% - Talk with their child about school
-  91% - Help with homework
-  89% - Attend parent-teacher night
-  88% - Attend school events
-  79% - Talk with their child about his/her goals
-  76% - Read to their child
-  73% - Share information about their child with school staff

## What do parents/guardians/caregivers know about their child's learning?

-  84% agree or strongly agree that they have the skills to help their child use digital tools to learn at home
-  75% indicated they would like to learn more about the digital tools their child is using at school
-  70% agree or strongly agree that using digital tools in the classroom will help their child learn
-  73% of respondents always believe their child can be successful at school
-  52% of respondents are aware of the homework their child has
-  44% of respondents are often aware of what their child is learning at school



# Parent Voice Survey 2014-2015

## Highlights of Findings

---



This year's Parent Voice Survey, conducted in January and February 2015, garnered the highest response rate to date for any parent voice survey. A total of 1519 parents completed the survey, with the majority of parents (87%) having children in elementary school.

The majority of parents learned about the survey by email from their child's school (39%) and from the board website (26%).

### **Parent Engagement**

When asked how they support their child's learning, the majority of respondents indicated they:

- Talk with their child about school (97%)
- Help with homework (91%)
- Attend parent-teacher night (89%)
- Attend school events (88%)
- Talk with their child about his/her goals (79%)
- Read to their child (76%)
- Share information about their child with school staff (73%)

When asked about supporting their child's learning at home

- 87% of respondents always ask their child about their day at school
- 44% of respondents are often aware of what their child is learning at school
- 52% of respondents are aware of the homework their child has
- 73% of respondents always believe their child can be successful at school
- 37% of respondents always know where to find materials their child needs to complete assignments

When asked about supporting their child's use of digital tools:

- 70% agree or strongly agree that using digital tools in the classroom will help their child learn
- 84% agree or strongly agree that they have the skills to help their child use digital tools to learn at home
- 75% indicated they would like to learn more about the digital tools their child is using at school

### **School Climate Data**

Questions posed are similar to those asked in the Positive School Climate Survey. Schools will be able to use this data and compare it to data from their students.

For example, 81% of parents indicated that their child's school is a safe place. This is compared to 70-78% of students (across elementary and secondary) who stated in 2013-2014 that they feel safe at their school. Respondents reported that Verbal (71%) and Social (69%) bullying are the most common forms of bullying experienced by their children. This aligns with what students reported in the 2013-2014 Positive School Climate Survey.



# Parent Voice Survey 2014-2015

## Highlights of Findings

---



### **Parent Communication**

The majority respondents knew who to contact at the school if they had a question (68%) and reported that the school provided them with the information needed (65%). Only 7% of respondents indicated that their school often or always contacts them when their child has done something well. Respondents also reported that updates on their child's academic progress are only sometimes (41%) provided.

### **Volunteering:**

81% of respondents indicated they were aware of how they can be involved in their child's school community, while 49% of parents indicated they volunteer at their child's school community.