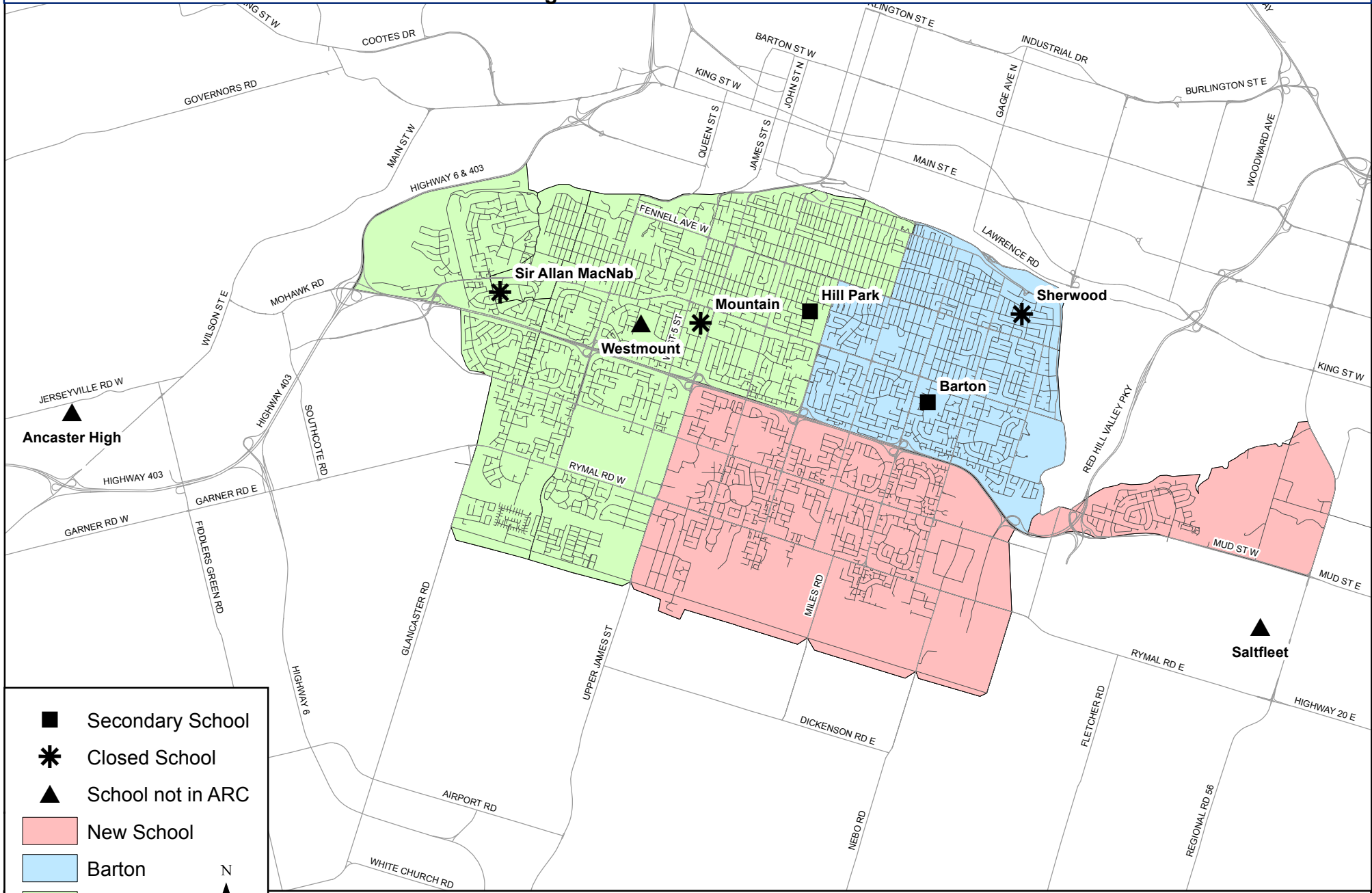


ARC South Concepts

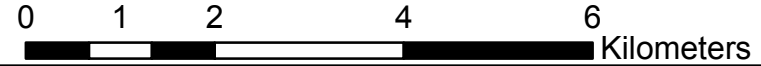
	<u>Barton</u>	<u>Hill Park</u>	<u>Mountain</u>	<u>Sherwood</u>	<u>Sir Allan MacNab</u>	<u>New School</u>	<u>Westmount</u>
Concept E	Realign Boundaries	New Self Paced Program School	Closed Program moved to new school	Close	Close	South-East of Linc w/ Mountain	Regular Program School

ARC South - Option E
Closure of Sir Allan MacNab, Sherwood and Mountain
Hill Park and Westmount Switch Programs
New School South East of Linc
Mountain Program included in New School



Legend:

- Secondary School
- * Closed School
- ▲ School not in ARC
- New School
- Barton
- Westmount



Option E: Recommendation

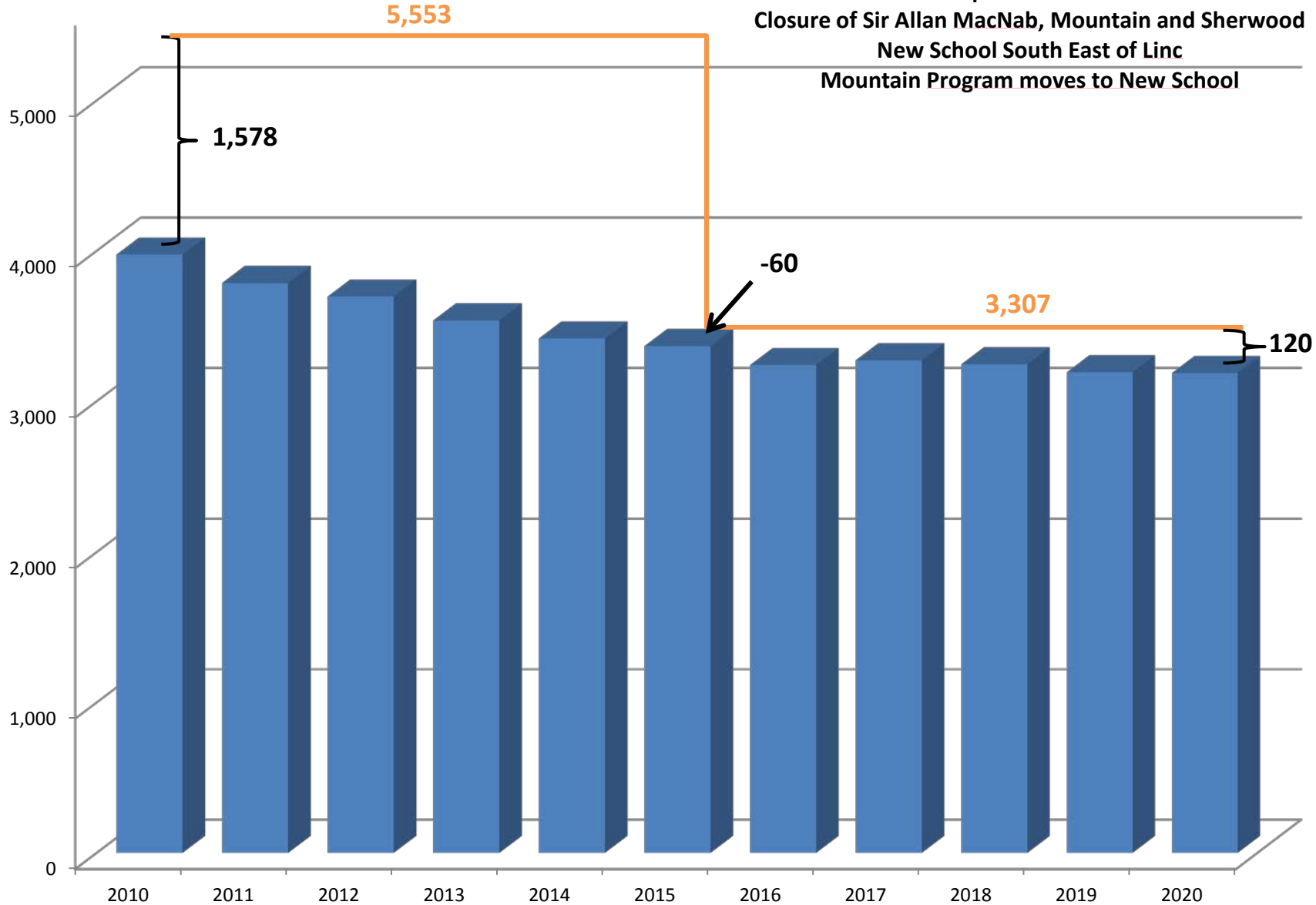
Projected Secondary Enrolment							Implementation					
	OTG	2010	2011	2012	2013	2014	2015	2016	2017	2018	2019	2020
Barton												
9		151	150	164	138	150	244	221	229	236	233	219
10		174	155	154	168	142	243	244	222	229	237	233
11		191	177	158	157	171	224	243	245	222	230	237
12		344	295	274	245	243	367	321	349	352	319	331
SE		11	11	11	11	11	24	24	24	24	24	24
OTG Capacity	1092											
Total		871	789	762	719	718	1,102	1,054	1,068	1,063	1,042	1,044
Projected Utilization		80%	72%	70%	66%	66%	101%	97%	98%	97%	95%	96%
Hill Park												
9		153	170	147	132	172	232	230	233	232	226	218
10		159	159	177	153	138	260	244	240	244	243	236
11		197	156	156	173	150	247	263	248	244	248	246
12		331	288	228	229	254	414	380	401	384	374	383
SE		17	17	17	17	17	24	24	24	24	24	24
OTG Capacity	1215											
Total		857	791	725	704	730	1,176	1,141	1,146	1,128	1,115	1,107
Projected Utilization		71%	65%	60%	58%	60%	97%	94%	94%	93%	92%	91%
Mountain												
9		31	35	34	33	33						
10		39	42	41	40	39						
11		47	36	35	35	34						
12		62	83	82	80	78						
OTG Capacity	525											
Total		179	196	193	188	184						
Projected Utilization		34%	37%	37%	36%	35%						
New School												
9							237	215	222	229	225	214
10							240	244	223	230	236	232
11							219	233	238	218	223	230
12							368	329	350	354	326	335
SE							24	24	24	24	24	24
OTG Capacity	1000											
Total							1,089	1,045	1,057	1,054	1,035	1,036
Projected Utilization							109%	105%	106%	105%	103%	104%
Sherwood												
9		308	258	253	223	234						
10		288	308	258	253	224						
11		255	280	299	252	247						
12		334	329	360	385	325						
SE		17	17	17	17	17						
OTG Capacity	1308											
Total		1,202	1,191	1,187	1,130	1,047						
Projected Utilization		92%	91%	91%	86%	80%						
Sir Allan MacNab												
9		166	143	147	139	130						
10		179	177	153	157	148						
11		169	188	186	161	165						
12		326	284	316	312	269						
SE		27	27	27	27	27						
OTG Capacity	1413											
Total		867	819	829	795	738						
Projected Utilization		61%	58%	59%	56%	52%						
South ARC Total		3,975	3,786	3,696	3,537	3,417	3,367	3,240	3,272	3,245	3,192	3,187
Current Utilization	5553	72%	68%	67%	64%	62%						
Projected Utilization	3307						102%	98%	99%	98%	97%	96%

Data Source: Watson and Associates 2011 (October 2010, actuals)

Data source updated after release of SIP

Mountain Program included into design of new school

**ARC South - Option E Recommendation
Closure of Sir Allan MacNab, Mountain and Sherwood
New School South East of Linc
Mountain Program moves to New School**



Option E: Additional Considerations

Projected Secondary Enrolment							Implementation					
	OTG	2010	2011	2012	2013	2014	2015	2016	2017	2018	2019	2020
Barton												
9		151	150	164	138	150	244	221	229	236	233	219
10		174	155	154	168	142	243	244	222	229	237	233
11		191	177	158	157	171	224	243	245	222	230	237
12		344	295	274	245	243	367	321	349	352	319	331
SE		11	11	11	11	11	24	24	24	24	24	24
OTG Capacity	1092											
Total		871	789	762	719	718	1,102	1,054	1,068	1,063	1,042	1,044
Projected Utilization		80%	72%	70%	66%	66%	101%	97%	98%	97%	95%	96%
Hillpark (Self-Paced)												
9		153	170	147	132	172	327	275	290	305	273	269
10		159	159	177	153	138	293	310	261	275	290	259
11		197	156	156	173	150	294	277	293	246	261	274
12		331	288	228	229	254	367	373	352	372	314	333
SE		17	17	17	17	17	0	0	0	0	0	0
OTG Capacity	1215											
Total		857	791	725	704	730	1,282	1,236	1,195	1,199	1,137	1,135
Projected Utilization		71%	65%	60%	58%	60%	105%	102%	98%	99%	94%	93%
Mountain												
9		31	35	34	33	33						
10		39	42	41	40	39						
11		47	36	35	35	34						
12		62	83	82	80	78						
OTG Capacity	525											
Total		179	196	193	188	184						
Projected Utilization		34%	37%	37%	36%	35%						
New School												
9							237	215	222	229	225	214
10							240	244	223	230	236	232
11							219	233	238	218	223	230
12							368	329	350	354	326	335
SE							24	24	24	24	24	24
OTG Capacity	1000											
Total							1,089	1,045	1,057	1,054	1,035	1,036
Projected Utilization							109%	105%	106%	105%	103%	104%
Sherwood												
9		308	258	253	223	234						
10		288	308	258	253	224						
11		255	280	299	252	247						
12		334	329	360	385	325						
SE		17	17	17	17	17						
OTG Capacity	1308											
Total		1,202	1,191	1,187	1,130	1,047						
Projected Utilization		92%	91%	91%	86%	80%						
Sir Allan MacNab												
9		166	143	147	139	130						
10		179	177	153	157	148						
11		169	188	186	161	165						
12		326	284	316	312	269						
SE		27	27	27	27	27						
OTG Capacity	1413											
Total		867	819	829	795	738						
Projected Utilization		61%	58%	59%	56%	52%						
Westmount (Composite)												
9		327	355	322	329	309	232	230	233	232	226	218
10		341	309	336	305	311	260	244	240	244	243	236
11		313	321	292	317	288	247	263	248	244	248	246
12		350	394	405	370	401	414	380	401	384	374	383
SE		0	0	0	0	0	24	24	24	24	24	24
OTG Capacity	1122											
Total		1,331	1,379	1,355	1,321	1,310	1,176	1,141	1,146	1,128	1,115	1,107
Projected Utilization		119%	123%	121%	118%	117%	105%	102%	102%	101%	99%	99%
South ARC Total		5,306	5,165	5,051	4,858	4,727	4,648	4,476	4,467	4,444	4,329	4,323
Current Utilization	6675	79%	77%	76%	73%	71%						
Projected Utilization	4429						105%	101%	101%	100%	98%	98%

Data Source: Watson and Associates 2011 (October 2010, actuals)

Data source updated after release of SIP

ARC South - Option E Additional Consideration
Hill Park and Westmount Switch Programs

