



Secondary Accommodation **Review Committee**



Secondary Pupil Accommodation Review Committee – South **South ARC Accommodation Option** **Prepared by Board Administration**

South ARC - Working Group Meeting #2
January 25, 2011



Why an Accommodation Review?

- **Program Benefits**

- Larger enrolments provide greater options for students
 - Broader course selection
 - Flexible student timetables
 - More opportunities for all pathways

- **Financial Benefits**

- Vast majority of grants are provided on a per pupil basis
 - School operations/ maintenance
- Renewal



Reference Criteria (as outlined in the Board policy):

- a) Facility Utilization
- b) Permanent and Non-Permanent Accommodation
- c) Program Offerings
- d) Quality of Teaching and Learning Environments
- e) Transportation
- f) Partnerships
- g) Equity



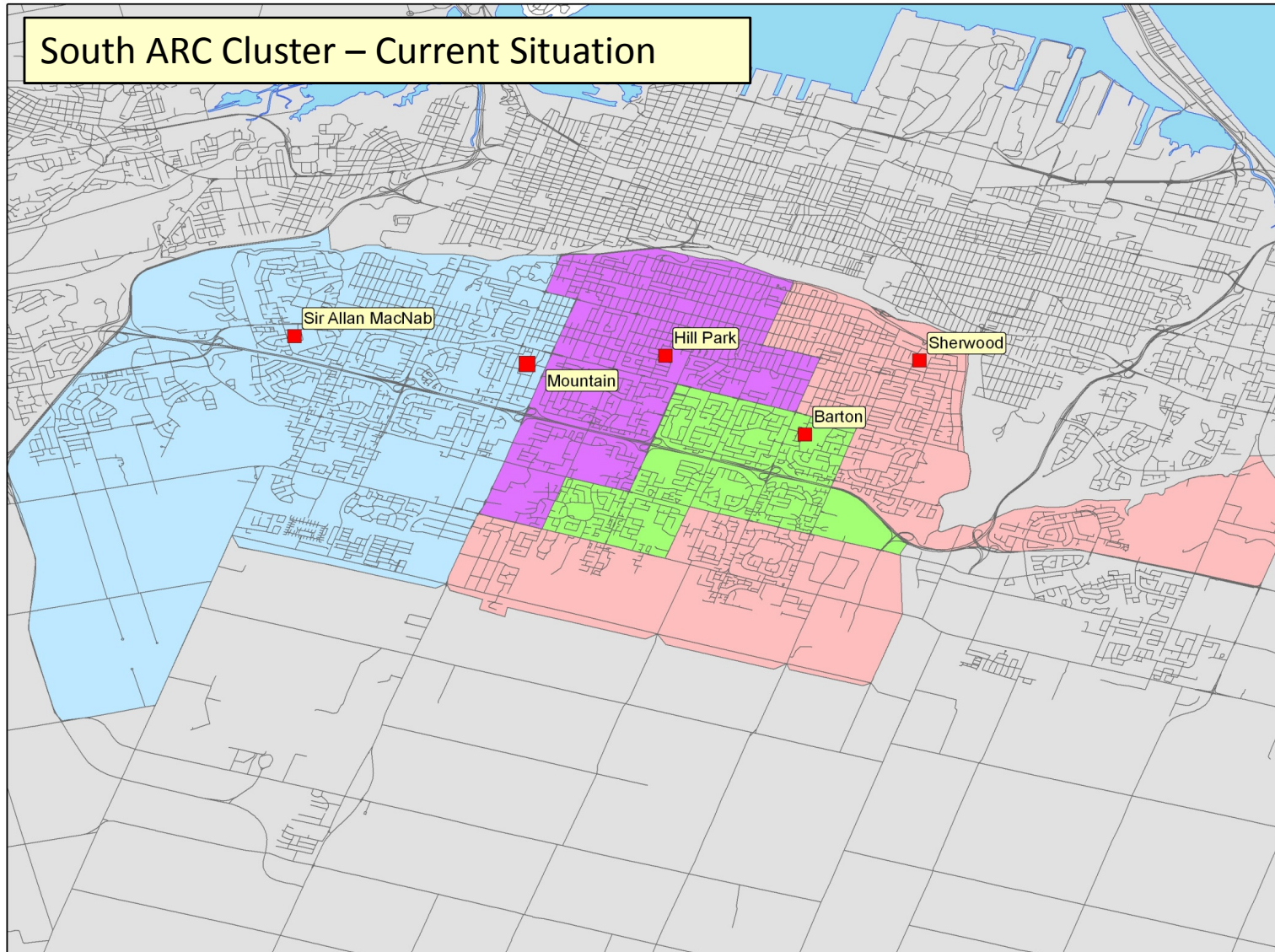
- Schools Include:

Current Situation	OTG	2009/10 (Enrolment/ Utilization)	2015/16 (Enrolment/ Utilization)	2020/21 (Enrolment/ Utilization)	Current FCI	10 YR FCI
Barton	1,092	956 (86%)	716 (64%)	707 (64%)	36%	55%
Hill Park	1,194	855 (70%)	670 (55%)	538 (44%)	32%	45%
Mountain	525	206 (38%)	182 (33%)	171 (31%)	35%	67%
Sherwood	1,308	1,156 (86%)	1,044 (78%)	987 (73%)	60%	99%
Sir Allan Mac Nab	1,413	873 (59%)	739 (50%)	736 (49%)	21%	36%
TOTAL	5,532	4,046 (71%)	3,351 (59%)	3,139 (55%)		

OTG: On-The-Ground Capacity
FCI: Facility Condition Index

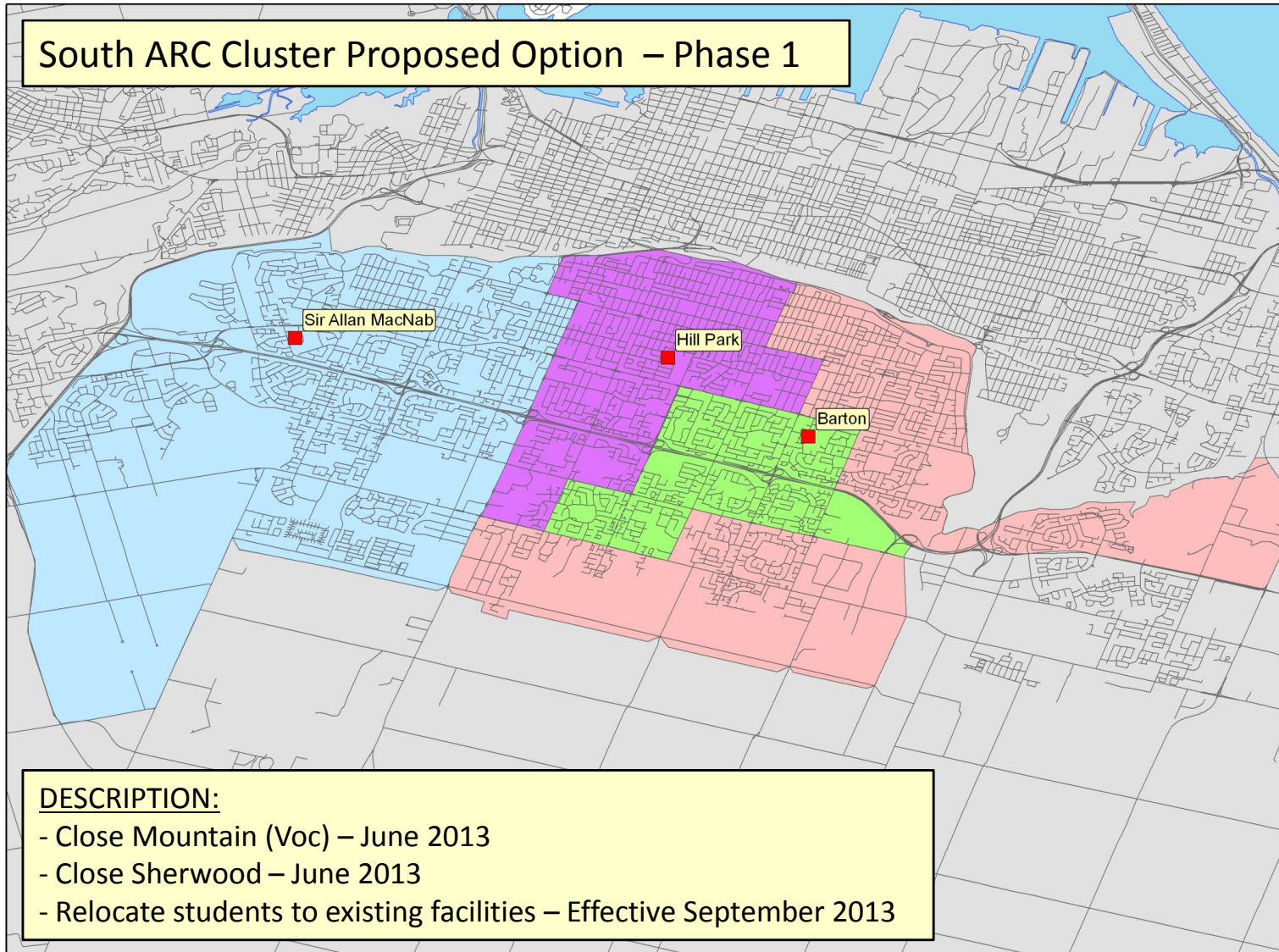


South ARC Cluster – Current Situation



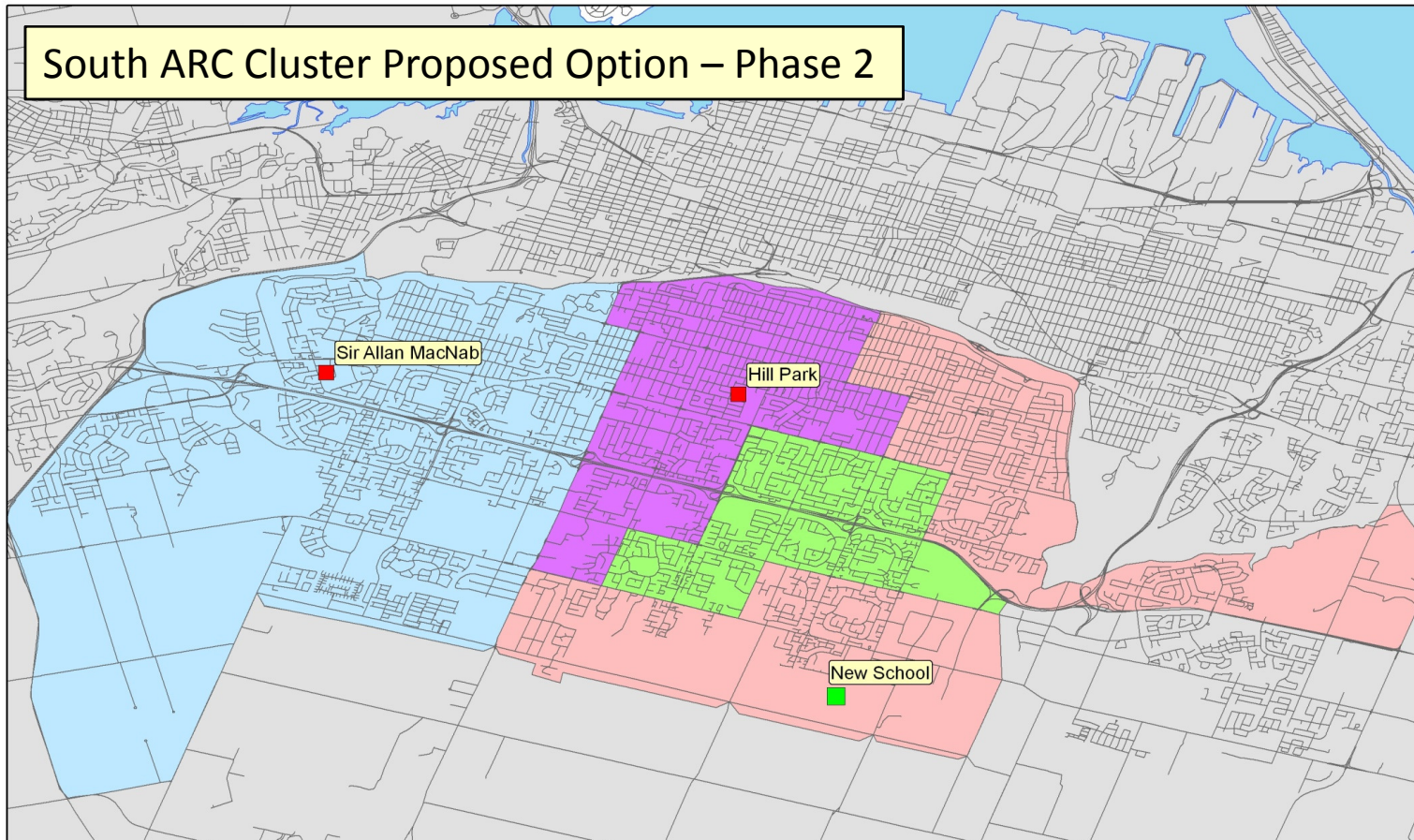


South ARC Cluster Proposed Option – Phase 1





South ARC Cluster Proposed Option – Phase 2



DESCRIPTION:

- Close Barton – June 2015
- New school south of Lincoln Alexander Parkway – Target opening date September 2015
- This phase is contingent on receiving approval from the Ministry of Education



Facility Utilization (Phase 1)

	Current Situation				Proposed Option (Phase 1)	
	2009 OTG	2013/14 (Enrolment/ Utilization)	2015/16 (Enrolment/ Utilization)	2020/21 (Enrolment/ Utilization)	2013 OTG (Phase 1)	2013/14 (Enrolment/ Utilization)
Barton	1,092	719 (66%)	716 (64%)	707 (64%)	1,092	1,002 (92%)
Hill Park	1,194	704 (59%)	670 (55%)	538 (44%)	1,194	1,100 (92%)
Mountain	525	188 (36%)	182 (33%)	171 (31%)	-	-
Sherwood	1,308	1,130 (86%)	1,044 (78%)	987 (73%)	-	-
Sir Allan Mac Nab	1,413	795 (56%)	739 (50%)	736 (49%)	1,413	1,435 (102%)
New School	-	-	-	-	-	-
TOTAL	5,532	3,537 (64%)	3,351 (59%)	3,139 (55%)	3,699	3,537 (96%)

OTG: On-The-Ground Capacity



Facility Utilization (Phase 2)

Current Situation					Proposed Option (Phase 2)		
	2009 OTG	2013/14 (Enrolment/ Utilization)	2015/16 (Enrolment/ Utilization)	2020/21 (Enrolment/ Utilization)	2015 OTG (Phase 2)	2015/16 (Enrolment/ Utilization)	2020/21 (Enrolment/ Utilization)
Barton	1,092	719 (66%)	716 (64%)	707 (64%)	-	-	-
Hill Park	1,194	704 (59%)	670 (55%)	538 (44%)	1,194	1,069 (90%)	916 (77%)
Mountain	525	188 (36%)	182 (33%)	171 (31%)	-	-	-
Sherwood	1,308	1,130 (86%)	1,044 (78%)	987 (73%)	-	-	-
Sir Allan Mac Nab	1,413	795 (56%)	739 (50%)	736 (49%)	1,413	1,339 (95%)	1,302 (92%)
New School	-	-	-	-	1,250	943 (75%)	921 (74%)
TOTAL	5,532	3,537 (64%)	3,351 (59%)	3,139 (55%)	3,857	3,351 (87%)	3,139 (81%)

OTG: On-The-Ground Capacity