



EXECUTIVE REPORT TO REGULAR BOARD

TO: Board

FROM: Manny Figueiredo – Director of Education

DATE: June 6, 2016

PREPARED BY: David Anderson, Senior Facilities Officer – Facilities Management
Ellen Warling, Manager of Planning, Accommodation & Rentals

RE: Pupil Accommodation Review – East Hamilton City 2 & Lower Stoney Creek

Action Monitoring

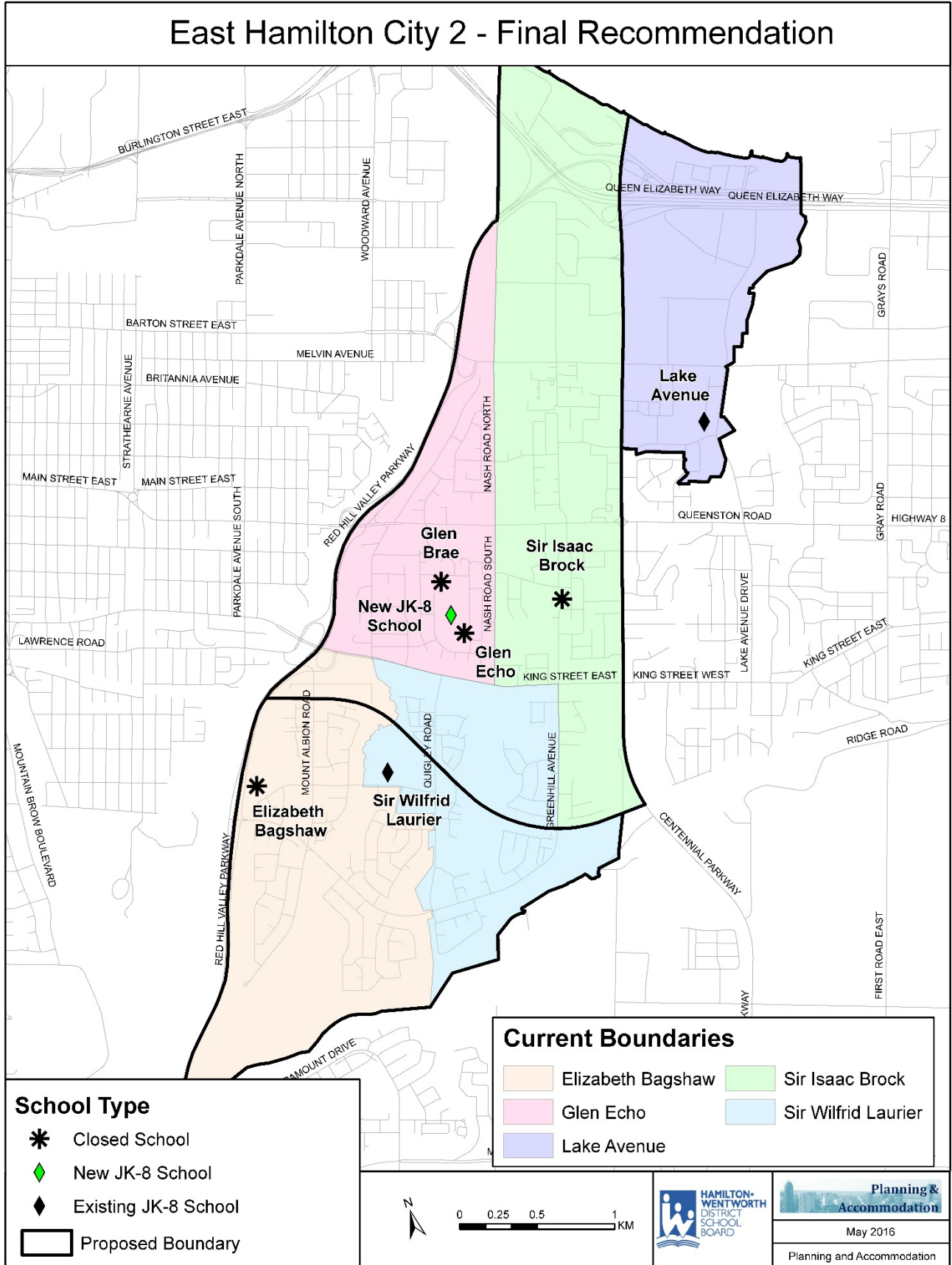
Recommended Action:

- A. That the following recommendation for the **East Hamilton City 2 Accommodation Review** be approved:
- That Elizabeth Bagshaw, Glen Brae, Glen Echo and Sir Isaac Brock be closed pending Ministry of Education funding for a new JK-8 elementary school on the Glendale Campus and that boundaries between the New Glendale Campus School and Sir Wilfrid Laurier be modified as per map #1.
- B. That the following recommendation for the **Lower Stoney Creek Accommodation Review** be approved:
- That Collegiate Avenue, Eastdale, Green Acres, Memorial (SC), Mountain View and R.L. Hyslop be closed pending Ministry of Education funding for **three** new JK-8 elementary schools on the Collegiate, Eastdale and Memorial (SC) sites and that boundaries between the three new schools be modified as per map #2.

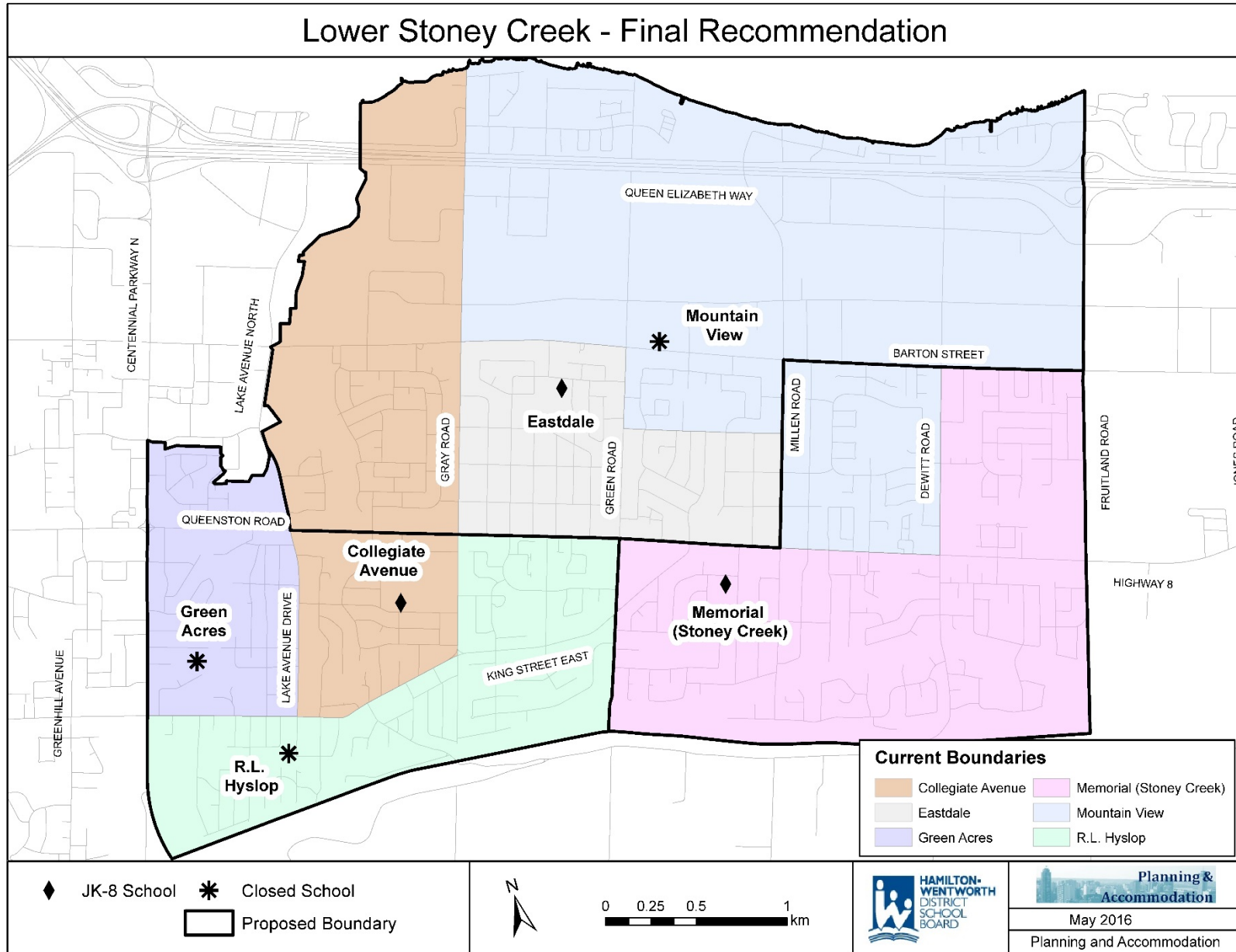
That the following recommendations for **both East Hamilton City 2 and Lower Stoney Creek Accommodation Reviews** be approved:

- C. That a boundary review be undertaken between Lake Avenue and Green Acres upon Ministry of Education approval of the business cases submitted for both accommodation review areas.
- D. That the French Immersion program at Glen Echo (grades 1-5) and Glen Brae (grades 6-8) be relocated and that staff balance the enrolment between a new program to be located in East Hamilton upon consultation with stakeholders and a new program to be located in Lower Stoney Creek.
- E. That staff be directed to provide an update report based on the Ministry's response to the funding requests for both East Hamilton City 2 and Lower Stoney Creek accommodation reviews.

East Hamilton City 2 - Final Recommendation



Map #1: East Hamilton City 2 Final Recommendation



Map #2: Lower Stoney Creek Final Recommendation

East Hamilton City 2 Accommodation Review Recommendation Utilization Chart

	2015 OTG	2019 OTG	2015	2019	2020	2021	2022	2023	2024	2025
Elizabeth Bagshaw	511	Closed	351	0	0	0	0	0	0	0
			69%	0%	0%	0%	0%	0%	0%	0%
Glen Brae	331	Closed	339	0	0	0	0	0	0	0
			102%	0%	0%	0%	0%	0%	0%	0%
Glen Echo	314	Closed	265	0	0	0	0	0	0	0
			84%	0%	0%	0%	0%	0%	0%	0%
Glendale Campus	-	613	-	598	606	607	611	598	605	606
			-	98%	99%	99%	100%	98%	99%	99%
Lake Avenue	516	516	517	479	479	470	466	453	468	468
			100%	93%	93%	91%	90%	88%	91%	91%
Sir Isaac Brock	268	Closed	188	0	0	0	0	0	0	0
			70%	0%	0%	0%	0%	0%	0%	0%
Sir Wilfrid Laurier	709	738	490	719	721	720	721	723	726	730
			69%	97%	98%	98%	98%	98%	98%	99%
Total	2649	1864	2150	1796	1806	1797	1798	1773	1798	1804
			81%	96%	97%	96%	96%	95%	96%	97%

East Hamilton City 2 Accommodation Review Capital Costs – Status Quo

Status Quo	Accessibility Costs	Benchmark Costs	High and Urgent Renewal	Total
Elizabeth Bagshaw	\$362,813	\$75,938	\$10,376,281	\$10,815,032
Glen Brae	\$664,031	\$270,000	\$2,993,306	\$3,927,337
Glen Echo	\$248,906	\$101,250	\$5,742,113	\$6,092,269
Lake Ave	\$375,469	\$160,313	\$4,242,743	\$4,778,525
Sir Isaac Brock	\$187,312	\$278,438	\$954,625	\$1,420,375
Sir Wilfrid Laurier	\$98,719	\$168,750	\$1,754,137	\$2,021,606
Total	\$1,937,250	\$1,054,689	\$26,063,205	\$29,055,144

East Hamilton City 2 Accommodation Review Recommendation Capital Request:

New capital based on consolidation, funding sources are Capital Priorities and School Consolidation Capital Funding.

Final Recommendation	Costs
New School	\$12,474,988
Demo/Site Prep	\$2,674,835
Benchmark Items	\$1,932,188
FDK	\$741,428
Total	\$17,823,438

Accessibility and renewal needs, funding sources are School Condition Improvement and School Renewal Grants

Final Recommendation	Costs
Accessibility	\$474,188
Renewal	\$5,996,881
Total	\$6,471,068

Update: June 10, 2016

Benchmark, accessibility and renewal costs located on page 9-5 of the June 6, 2016 Accommodation Review report did not include contingencies and soft costs located within the third party reports. This oversight, when corrected, results in a ~\$787K increase to the benchmark costs and ~\$2.6M increase to the renewal needs under SRG and SCI.

In addition, demolition and site prep costs have been adjusted to reflect only demolition/site prep of Glen Brae and Glen Echo. When adjusted, this results in a ~\$2.2 million reduction in demolition costs.

In total, HWDSB staff is estimating a submission to the Ministry for ~\$17.8 million dollars in capital priorities funding for East Hamilton City 2 rather than the originally reported ~\$19.3 million.

Lower Stoney Creek Accommodation Review Recommendation Utilization Chart

	2015 OTG	2019 OTG	2015	2019	2020	2021	2022	2023	2024	2025
Collegiate	291	495	276	520	508	502	485	478	480	472
			95%	105%	103%	101%	98%	97%	97%	95%
Eastdale	219	495	197	507	505	499	486	479	462	465
			90%	102%	102%	101%	98%	97%	93%	94%
Green Acres	389	Closed	283	0	0	0	0	0	0	0
			73%	0%	0%	0%	0%	0%	0%	0%
Memorial (SC) with FI	358	564	345	549	545	543	552	557	561	577
			96%	97%	97%	96%	98%	99%	99%	102%
Mountain View	231	Closed	335	0	0	0	0	0	0	0
			145%	0%	0%	0%	0%	0%	0%	0%
RL Hyslop	254	Closed	162	0	0	0	0	0	0	0
			64%	0%	0%	0%	0%	0%	0%	0%
Total	1742	1554	1598	1576	1557	1544	1523	1514	1504	1515
			92%	101%	100%	99%	98%	97%	97%	97%

Lower Stoney Creek Accommodation Review Capital Costs – Status Quo

Status Quo	Accessibility Costs	Benchmark Costs	High and Urgent Renewal	Total
Collegiate	\$189,844	\$1,231,875	\$2,838,200	\$4,259,919
Eastdale	\$546,750	\$666,563	\$2,512,777	\$3,726,090
Green Acres	\$227,813	\$438,750	\$2,985,876	\$3,652,439
Memorial (SC)	\$303,750	\$1,991,250	\$3,010,483	\$5,305,483
Mountain View	\$345,937	\$75,938	\$8,584,324	\$9,006,199
R.L. Hyslop	\$945,000	\$1,282,500	\$3,503,590	\$5,731,090
Total	\$2,559,094	\$5,686,876	\$23,435,250	\$31,681,220

Lower Stoney Creek Accommodation Review Recommendation Capital Request:

Final Recommendation	Cost
New School Construction	\$31,913,837
Demolition/Site Prep	\$4,958,863
Total	36,872,700

Background:

On Monday October 26, 2015, Trustees approved the October 7, 2015, Finance and Facilities Committee report and staff were advised to proceed with preparation for potential pupil accommodation reviews of the following two areas for 2015-16: Lower Stoney Creek and East Hamilton City 2 (RESOLUTION #15-147).

On Monday December 7, 2015 Trustees approved the Lower Stoney Creek – Pupil Accommodation view – Initial Report (RESOLUTION #15-186) which commenced the accommodation review process for the following schools: Collegiate Avenue, Eastdale, Green Acres, Memorial (Stoney Creek), Mountain View and R.L. Hyslop, and East Hamilton City 2 – Pupil Accommodation Review – Initial Report which commenced the accommodation review process for the following schools: Elizabeth Bagshaw, Glen Brae, Glen Echo, Lake Avenue, Sir Isaac Brock, and Sir Wilfrid Laurier.

On Monday May 2, 2016 Trustees received two monitoring reports which reviewed the work of the East Hamilton City 2 and Lower Stoney Creek Advisory Committees and the public consultations. The reports summarized in detail the orientation meeting, working group meetings, public meetings and community input. The East Hamilton City 2 Advisory Committee agreed to submit two options for Trustee consideration while the Lower Stoney Creek Advisory Committee came to consensus that the recommended option from the Initial Accommodation Review Report (Dec 7, 2015) was the most viable and equitable option for Lower Stoney Creek.

As per the Pupil Accommodation Review Policy a public delegation meeting was scheduled for May 16, 2016. The delegations were advertised through letters home with students, HWDSB website, synrevoice and the local newspaper. Members of the public were given until noon on May 16 to sign up for a delegation but no delegates came forward. One piece of correspondence was received which can be seen in Appendix-A.

The following final recommendations are based on the advisory committee, public and Trustee feedback. Trustee feedback was heard through a series of question and answer periods held with staff beginning with the submission of the Final Report. The question and answer presentations can be found in Appendix-B. Through the Trustee Q and A, two combine review area scenarios were created based on Trustee requests. The following recommendations are based on both scenarios requested by Trustees.

Staff Observations:

Background information and rationale for recommended actions A and B are attached to this report while recommended action C, D and E will be addressed at a later date as written.

Recommended Action C: Upon approval of business case submission from Ministry of Education

Recommended Action D: School in East Hamilton will be named after the FI Strategy report and public consultation.

Recommended Action E: Upon approval of business case submissions from Ministry of Education

Hamilton-Wentworth District School Board

Accommodation Review: Final Recommendation

East Hamilton City 2

6-6-2016

Final Recommendation

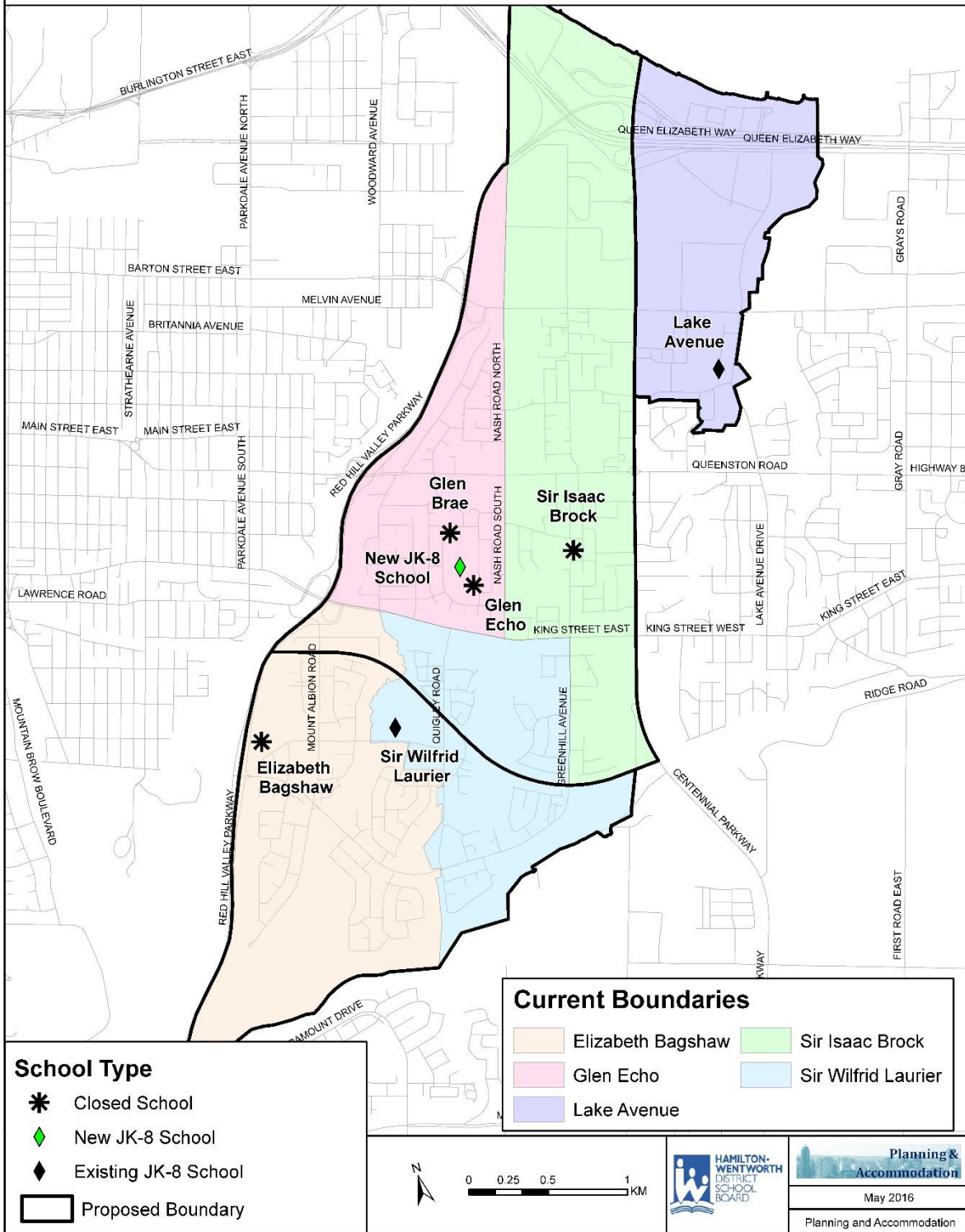
Accommodation Plan

- Elizabeth Bagshaw, Glen Brae, Glen Echo and Sir Isaac Brock be closed pending Ministry of Education funding for a new JK-8 elementary school on the Glendale Campus
- **New Construction – 613 pupil place school on Glendale Campus**
 - Elizabeth Bagshaw students residing north of rail line directed to new school on Glendale Campus (approximately 1% of students)
 - Glen Brae English students directed to new school on Glendale Campus (100% of students)
 - Glen Echo English students directed to new school on Glendale Campus (100% of students)
 - Sir Isaac Brock students directed to new school on Glendale Campus (100% of students)
 - Sir Wilfrid Laurier students residing north of rail line directed to new school on Glendale Campus (approximately 20% of students)
 - The French Immersion Program at Glen Brae and Glen Echo moved to a new location in East Hamilton
- **Addition/Renovation – Sir Wilfrid Laurier – 1 FDK addition, 1 FDK renovation, resource space benchmarks, gym benchmark and office/staff space benchmarks**
 - Elizabeth Bagshaw students residing south of the rail line directed to Sir Wilfrid Laurier (approximately 99% of students)
 - Sir Wilfrid Laurier students residing south of the rail line remain at Sir Wilfrid Laurier (approximately 80% of students)
- **Lake Avenue – no accommodation change**
 - Lake Avenue students remain at Lake Avenue (100%)

The timelines for all new builds are subject to the receipt of Ministry of Education funding and all regulatory approvals.

Please see Map on the following page which depicts the boundaries.

East Hamilton City 2 - Final Recommendation



HWDSB

The following enrolment projections display a scenario where the new school and renovations are completed for the 2019/2020 school year. Based on funding application and building timelines this is the earliest these projects are anticipated to be completed and schools operational.

	2015 OTG	2019 OTG	2015	2019	2020	2021	2022	2023	2024	2025
Elizabeth Bagshaw	511	Closed	351	0	0	0	0	0	0	0
			69%	0%	0%	0%	0%	0%	0%	0%
Glen Brae	331	Closed	339	0	0	0	0	0	0	0
			102%	0%	0%	0%	0%	0%	0%	0%
Glen Echo	314	Closed	265	0	0	0	0	0	0	0
			84%	0%	0%	0%	0%	0%	0%	0%
Glendale Campus	-	613	-	598	606	607	611	598	605	606
			-	98%	99%	99%	100%	98%	99%	99%
Lake Avenue	516	516	517	479	479	470	466	453	468	468
			100%	93%	93%	91%	90%	88%	91%	91%
Sir Isaac Brock	268	Closed	188	0	0	0	0	0	0	0
			70%	0%	0%	0%	0%	0%	0%	0%
Sir Wilfrid Laurier	709	738	490	719	721	720	721	723	726	730
			69%	97%	98%	98%	98%	98%	98%	99%
Total	2649	1864	2150	1796	1806	1797	1798	1773	1798	1804
			81%	96%	97%	96%	96%	95%	96%	97%

The overall utilization of the planning area increases from 81% to 96% at implementation and maintains an overall utilization of 97% until 2025. Enrolments at the three remaining schools are more evenly balanced than the current situation. Currently, utilization ranges from 69-102% while enrolments vary from a low of 188 students to a high of 517 students. This recommendation removes 785 pupil places from this planning area.

Proposed Timelines

Phases	Timelines
Phase 1: Accommodation Review	6 months
Phase 2: SCC and CP Funding Application Processes	9-12 months
Phase 3: Pre-Construction - Regulatory Approvals, Consultation Process and Project Planning	12 -18 months
Phase 4: Construction – Abatement, Demolition, Site Remediation and Construction and/or renovation of Facilities	18 months
Phase 5: Occupancy	September-December 2019

***Timelines are pending funding, site plan approval, other regulatory approvals and demolition/building permits

Funding

In 2014–15, the Ministry introduced the School Board Efficiencies and Modernization (SBEM) strategy to provide incentives and supports for boards to make more efficient use of school space. Five pillars supporting SBEM:

- Revisions to grants
- Revisions to PARG
- School Consolidation Capital Funding
- Continued Education Funding Consultation
- Capital Planning Capacity

The School Consolidation Capital Funding (SCC) is intended to help school boards adjust their cost structure in response to reductions in Ministry funding that currently supports empty space (e.g. Top-up Funding). This funding is allocated for new schools, retrofits and additions that support school consolidations. The Ministry has allocated \$750 million over a four-year period.

The most recent submission for SCC funding occurred in February 2016.

The Ministry of Education Capital Priorities program provides school boards with an opportunity to identify their most urgent accommodation needs which includes projects based on enrolment pressure, school consolidations and facility condition. The next submission for Capital Priorities is July 2016.

The Ministry of Education also has a funding structure to support operation and renewal items - School Operations and Renewal Grant (SRG). This grant supports the costs of operating, maintaining and repairing school facilities. The projected 2015-16 renewal allocation for the province is \$325 million.

In addition to SRG, school boards have access to School Condition Improvement Funding (SCI). SCI aligns primarily with renewal needs identified through the Condition Assessment Program. The 2015-16 SCI allocation for the province is \$500 million. The table below, reflects HWDSB's portion of these two funding programs for the past five years.

Funding	2011-12 Actual	2012-13 Actual	2013-14 Actual	2014-15 Actual	2015-16 Actual	Total
SRG	7,490,364	8,163,990	8,150,977	8,144,738	7,870,058	39,820,127
SCI	3,522,272	3,607,340	3,378,976	5,749,388	11,760,429	28,018,405
Total	11,012,636	11,771,330	11,529,953	13,894,126	19,630,487	67,838,532

HWDSB's current estimated High & Urgent renewal needs is approximately \$200 million. The above listed funding programs represent the primary funding sources to address aging school facilities.

HWDSB

The estimated costs associated with addressing accessibility, benchmark, and high & urgent needs for this group of schools is listed in the table below.

Status Quo	Accessibility Costs	Benchmark Costs	High and Urgent Renewal	Total
Elizabeth Bagshaw	\$362,813	\$75,938	\$10,376,281	\$10,815,032
Glen Brae	\$664,031	\$270,000	\$2,993,306	\$3,927,337
Glen Echo	\$248,906	\$101,250	\$5,742,113	\$6,092,269
Lake Ave	\$375,469	\$160,313	\$4,242,743	\$4,778,525
Sir Isaac Brock	\$187,312	\$278,438	\$954,625	\$1,420,375
Sir Wilfrid Laurier	\$98,719	\$168,750	\$1,754,137	\$2,021,606
Total	\$1,937,250	\$1,054,689	\$26,063,205	\$29,055,144

The funding available to address these costs is from SRG and SCI MOE grants. The total amount given to cover all board facility needs was \$19.6 million in 2015-2016.

The final recommendation would remove over \$22 million in renewal backlog, \$750 thousand in benchmark needs and \$1.46 million in accessibility needs at the 6 schools.

Capital Investment

The capital requirements in the final recommendation include a new 613 pupil place school on the Glendale Campus and a series of renovation/additions at Sir Wilfrid Laurier. A new 613 pupil place school is estimated to cost \$12.5 million. The funding to address new capital, due to school consolidation, would be applied for through the School Consolidation Capital funding program and Capital Priorities Funding.

Sir Wilfrid Laurier would require two additional FDK spaces which potentially would be completed through one addition and one renovation. In addition to the FDK spaces, Sir Wilfrid Laurier is lacking in gym, resource and office/staff space according to current Ministry benchmarks. Below the chart lists space shortfall for which funding would be requested to address through Ministry funding. Any renewal and accessibility needs at Sir Wilfrid Laurier would be addressed through SRG and SCI funding as needed.

Area	Current OTG	Current Square Footage Total	Projected OTG	Benchmark	Surplus/Deficit	%
Gym and Stage	709	5,787	738	7,250	-1,463	-18%
Resource Space		1,037	738	2,583	-1,546	-58%
General Office		851	738	1,600	-749	-47%
Staff Room		1,109	738	1,595	-486	-29%

Lake Avenue would not require an increase in capacity since there are no students being consolidated into the school. Any renewal and accessibility needs would be addressed through SRG and SCI funding as needed.

HWDSB

The following two tables breakdown the funding needs in East Hamilton City 2 by funding source.

New capital based on consolidation, funding sources are Capital Priorities and School Consolidation Capital Funding.

Final Recommendation	Costs
New School	\$12,474,988
Demo/Site Prep	\$4,958,863
Benchmark Items	\$1,145,000
FDK	\$741,428
Total	\$19,320,279

Accessibility and renewal needs, funding sources are School Condition Improvement and School Renewal Grants.

Final Recommendation	Costs
Accessibility	\$281,000
Renewal	\$3,553,707
Total	\$3,834,707

Programming

All schools in the final recommendation will accommodate JK-8 students and continue to graduate into Glendale Secondary School. The French Immersion program at Glen Echo (grades 1-5) and Glen Brae (grades 6-8) is suggested to be relocated into other East Hamilton schools. Special education program locations are reviewed regularly by school board staff, in consultation with the executive team, and may change to meet the needs of students.

Any recommendation approved by Trustees which result in new builds or significant renovations will adhere to the upcoming Elementary Program Strategy. The Elementary Program Strategy will identify a new vision for elementary schools, grounded in research of best practices related to programs, design of learning spaces, community use requirements and changing curriculum. The focus on all schools being great schools will address the need for some standardization as it relates to space for program offerings.

Transition Planning

Staff will provide an update report based on the Ministry's response to the funding requests for both East Hamilton City 2 and Lower Stoney Creek accommodation review areas and at that point transition planning will begin. A transition plan will be communicated to all affected school communities within the school board and a volunteer advisory group of stakeholders will collaborate to address the transition for students.

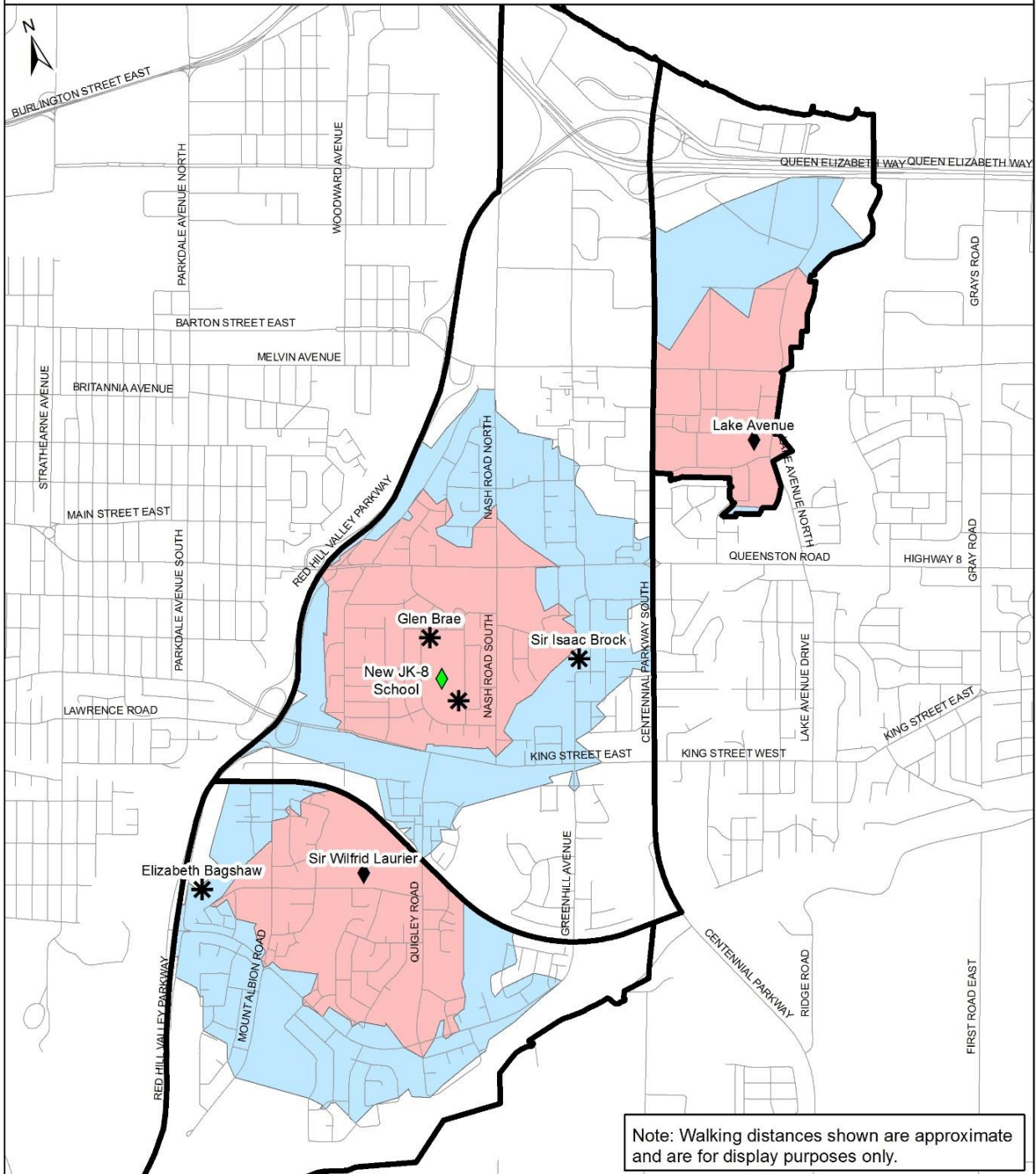
Transportation

Currently, 450 English students (378 eligible, 72 courtesy) are provided transportation in the East Hamilton area. French Immersion students were not included in the analysis. Based on initial analysis it is estimated that there would be a 3% decrease in eligible ridership in the final recommendation. Lake Avenue would remain a school with only walkers. Due to the changes in school boundaries some students who are currently walking to school would be required to ride the bus and vice versa but overall total would not change significantly.

The new school on Glendale Campus and the existing Lake Avenue and Sir Wilfrid Laurier would generate a 1.37 km, .57 km and .79 km average distance to schools for students. This indicates a centralized school location in respect to the attendance boundary with the average student distance to school being less than the 1.6 KM walking boundary. As per the HWDSB Transportation Policy, the scheduled length of time on a vehicle provided through HWSTS shall not exceed 60 minutes one way.

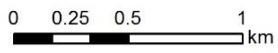
Please see the map on the following page which depicts the 1 KM and 1.6 KM walking boundaries for students based on the final recommendation boundaries.

East Hamilton City 2 - Final Staff Recommendation Walking Distances



Note: Walking distances shown are approximate and are for display purposes only.

◆ JK-8 School	■ 1KM - JK & SK
◆ New JK-8 School	■ 1.6KM - Grades 1-8
* Closed School	



Planning & Accommodation

May 2016

Planning & Accommodation

HWDSB

Guiding Principles and Option Analysis

In addition to the Guiding Principles, staff used a series of additional criteria which includes attributes that highlight qualities in school sites when analysing options. The table below shows how each proposed new school meets the guiding principles and other criteria.

Final Recommendation			
	Glen Campus	Lake Ave	SWL
New build or Addition	New Build	N/A	Addition
JK-8 School	Yes	Yes	Yes
Facility Utilization (90-110%)	Yes	Yes	Yes
500-600 OTG	No	Yes	No
Require Portables	No	No	No
Fully Accessible	Yes	2025*	2025*
Transportation under 60 minutes	Yes	Yes	Yes
Average Student Distance to School	1.37	.57	.79
Site Size (Approx. 6 Acre +)	18.2 (Glen Campus)	9	10
Adjacent to Park	No	No	Yes
Adjacent Roads	2 roads	1 road	1 road
Road Type	Residential	Residential	Residential
Access to Arterial Road	340m to Nash Rd	70m to Lake Avenue	370m to Quigley Rd

*As per Ontario's Accessibility for Ontarians with Disabilities Act, 2005

Orange indicates information pertaining to the facility.

Blue indicates information pertaining to the site.

Hamilton-Wentworth District School Board

Accommodation Review: Final Recommendation

Lower Stoney Creek

6-6-2016

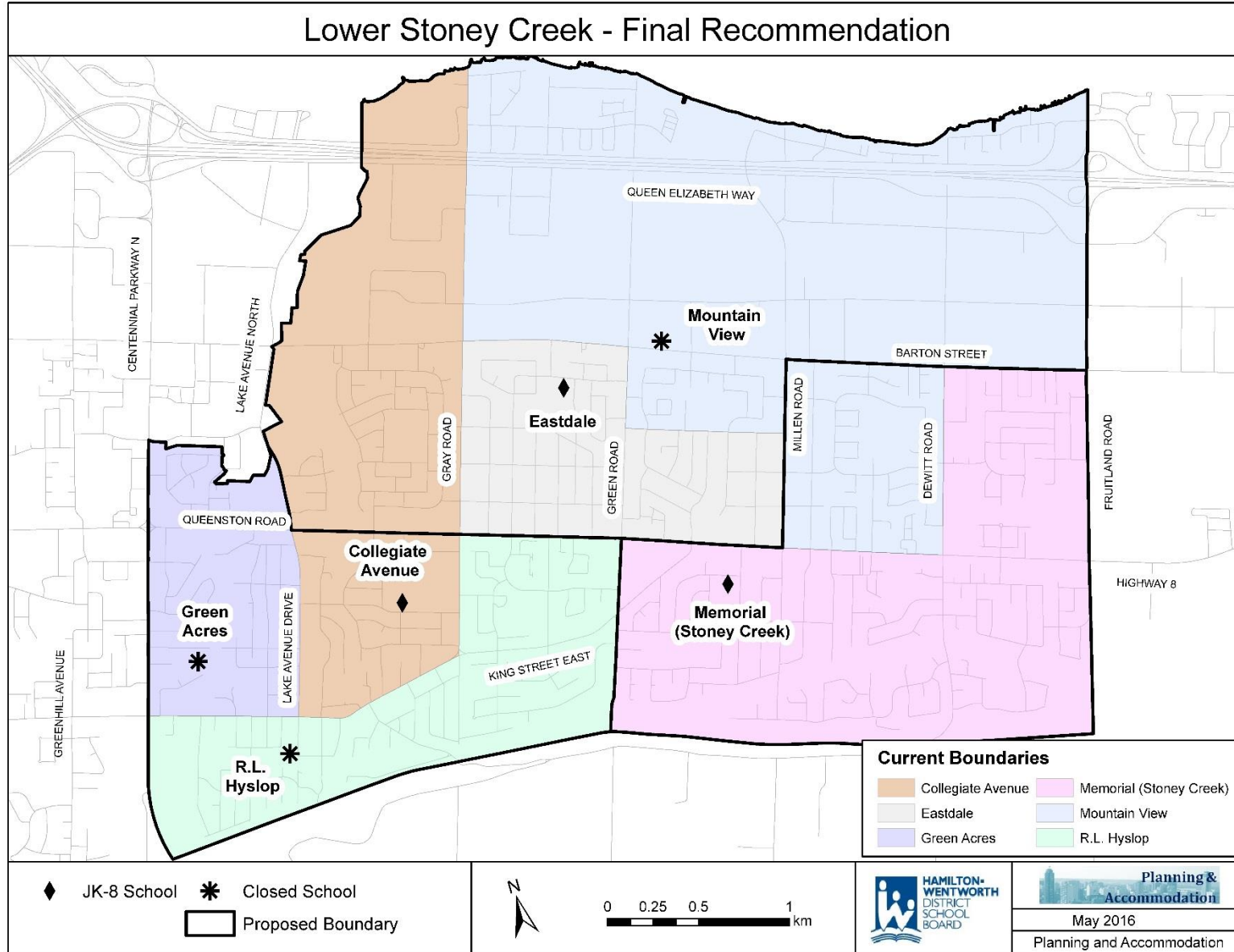
Final Recommendation

Accommodation Plan

- Collegiate Avenue, Eastdale, Green Acres, Memorial (SC), Mountain View and R.L. Hyslop be closed pending Ministry of Education funding for **three** new JK-8 elementary schools on the Collegiate, Eastdale and Memorial (SC) sites
- **New Construction – 495 pupil place school on Collegiate Site**
 - Collegiate Avenue students residing south of Queenston Road directed to new school on Collegiate Avenue site (approximately 30% of students)
 - Green Acres students directed to new school on Collegiate Avenue site (100% of students)
 - R.L. Hyslop students directed to new school on Collegiate Avenue site (100% of students)
- **New Construction – 495 pupil place school on Eastdale Site**
 - Collegiate Avenue students residing north of Queenston Road directed to new school on Eastdale site (approximately 70% of students)
 - Eastdale students remain at new school on Eastdale site (100% of students)
 - Mountain View students residing north of Hemlock Avenue, west of Millen Road and north of Barton Street directed to new school on Eastdale site (approximately 37% of students)
- **New Construction – 564 pupil place school on Memorial (SC) Site**
 - Memorial (SC) students remain at new school on Memorial (SC) site (100% of students)
 - Mountain View student residing south of Barton street and east of Millen Road directed to new school on Memorial (SC) site (approximately 63% of students)
 - New French Immersion program opened at Memorial (SC)

The timelines for all new builds are subject to the receipt of Ministry of Education funding and all regulatory approvals.

Please see Map on following page which depicts the boundaries.



HWDSB

The following enrolment projections display a scenario where all three new schools are completed for the 2019/2020 school year. Based on funding application and building timelines this is realistically the earliest all three schools could be operational.

	2015 OTG	2019 OTG	2015	2019	2020	2021	2022	2023	2024	2025
Collegiate	291	495	276	520	508	502	485	478	480	472
			95%	105%	103%	101%	98%	97%	97%	95%
Eastdale	219	495	197	507	505	499	486	479	462	465
			90%	102%	102%	101%	98%	97%	93%	94%
Green Acres	389	Closed	283	0	0	0	0	0	0	0
			73%	0%	0%	0%	0%	0%	0%	0%
Memorial (SC) with FI	358	564	345	549	545	543	552	557	561	577
			96%	97%	97%	96%	98%	99%	99%	102%
Mountain View	231	Closed	335	0	0	0	0	0	0	0
			145%	0%	0%	0%	0%	0%	0%	0%
RL Hyslop	254	Closed	162	0	0	0	0	0	0	0
			64%	0%	0%	0%	0%	0%	0%	0%
Total	1742	1554	1598	1576	1557	1544	1523	1514	1504	1515
			92%	101%	100%	99%	98%	97%	97%	97%

The overall utilization of the planning area increases from 92% to 101% at implementation and maintains near 100% utilization until 2025. Enrolments at the three remaining schools are more evenly balanced than the current situation. Currently, utilization ranges from 64-144% while enrolment ranged from a low of 162 students to a high of 345 students. This recommendation removes 188 pupil places from this planning area.

French Immersion in Lower Stoney Creek School

HWDSB recognizes the need for equity of access to French Immersion (FI) programming for all students. Currently, in the Lower Stoney Creek area there is no FI program, staff is recommending that an FI program be placed at Memorial (SC). Included in the projections above are French Immersion students at Memorial (SC).

French immersion projections are created using a set of assumptions for the creation of a new FI site:

- Assume that 30-40% of SK students from the school where the program is located will take FI (Similar to other programs within HWDSB)
- Assume that 15% of SK students from associated schools will attend FI (Board Average, 15% of grade 1 students are in FI)
- Assume New Collegiate and New Eastdale as associated schools.

The following are projections for Memorial (SC) FI to begin in 2019 with a grade I implementation:

Memorial (SC)	2019	2020	2021	2022	2023	2024	2025
French Immersion	29	58	87	114	139	163	187

If the program were to grow more rapidly than expected, staff would recommend a second location within Lower Stoney Creek be opened which best suits student needs and balances enrolments between the three new schools.

Proposed Timelines

Phases	Timelines
Phase 1: Accommodation Review	6 months
Phase 2: Funding Application Processes	9-12 months
Phase 3: Pre-Construction - Regulatory Approvals, Consultation Process and Project Planning	12 -18 months
Phase 4: Construction – Abatement, Demolition, Site Remediation and Construction of Facilities	18 months
Phase 5: Occupancy	September-December 2019

*****Timelines are pending funding, site plan approval, other regulatory approvals and demolition/building permits**

Funding

In 2014–15, the Ministry introduced the School Board Efficiencies and Modernization (SBEM) strategy to provide incentives and supports for boards to make more efficient use of school space. Five pillars supporting SBEM:

- Revisions to grants
- Revisions to PARG
- School Consolidation Capital Funding
- Continued Education Funding Consultation
- Capital Planning Capacity

The School Consolidation Capital Funding (SCC) is intended to help school boards adjust their cost structure in response to reductions in Ministry funding that currently supports empty space (e.g. Top-up Funding). This funding is allocated for new schools, retrofits and additions that support school consolidations. The Ministry has allocated \$750 million over a four-year period. The most recent submission for SCC funding occurred in February 2016.

The Ministry of Education Capital Priorities program provides school boards with an opportunity to identify their most urgent accommodation needs which includes projects based on enrolment pressure, school consolidations and facility condition. The next submission for Capital Priorities is July 2016.

HWDSB

The Ministry of Education also has a funding structure to support operation and renewal items - School Operations and Renewal Grant (SRG). This grant supports the costs of operating, maintaining and repairing school facilities. The projected 2015-16 renewal allocation for the province is \$325 million.

In addition to SRG, school boards have access to School Condition Improvement Funding (SCI). SCI aligns primarily with renewal needs identified through the Condition Assessment Program. The 2015-16 SCI allocation for the province is \$500 million. The table below, reflects HWDSB's portion of these two funding programs for the past five years.

Funding	2011-12 Actual	2012-13 Actual	2013-14 Actual	2014-15 Actual	2015-16 Actual	Total
SRG	7,490,364	8,163,990	8,150,977	8,144,738	7,870,058	39,820,127
SCI	3,522,272	3,607,340	3,378,976	5,749,388	11,760,429	28,018,405
Total	11,012,636	11,771,330	11,529,953	13,894,126	19,630,487	67,838,532

HWDSB's current estimated High & Urgent renewal needs is approximately \$200 million. The above listed funding programs represent the primary funding sources to address aging school facilities.

The estimated costs associated with addressing accessibility, benchmark, and high & urgent needs for this group of schools is listed in the table below.

Status Quo	Accessibility Costs	Benchmark Costs	High and Urgent Renewal	Total
Collegiate	\$189,844	\$1,231,875	\$2,838,200	\$4,259,919
Eastdale	\$546,750	\$666,563	\$2,512,777	\$3,726,090
Green Acres	\$227,813	\$438,750	\$2,985,876	\$3,652,439
Memorial (SC)	\$303,750	\$1,991,250	\$3,010,483	\$5,305,483
Mountain View	\$345,937	\$75,938	\$8,584,324	\$9,006,199
R.L. Hyslop	\$945,000	\$1,282,500	\$3,503,590	\$5,731,090
Total	\$2,559,094	\$5,686,876	\$23,435,250	\$31,681,220

The funding available to address these costs is from School Renewal and School Condition Improvement MOE grants. The total amount given to cover all board needs was \$19.6 million in 2015-2016.

The final recommendation would remove over \$23 million in renewal backlog, \$5.6 million in benchmark needs and \$2.5 million in accessibility needs at the 6 schools.

Capital Investment

The capital investment estimated for the final recommendation for new school capital is listed in the table below. It is estimated to rebuild three new schools would cost \$36.87 million. The funding to address new capital, due to school consolidation, would be applied for through the School Consolidation Capital funding and Capital Priorities funding.

Final Recommendation	Cost
New School Construction	\$31,913,837
Demolition/Site Prep	\$4,958,863
Total	36,872,700

If HWDSB's funding request is not successful for all three schools at the first opportunity, staff will re-apply for funding through both the School Consolidation Capital and Capital Priorities funding. As recommended, staff will provide an update report based on the Ministry's response to the funding requests which will outline next steps in the application of funding and next steps for any funding that was received.

Programming

All schools will remain JK-8 and continue to graduate into Orchard Park Secondary School and staff is recommending opening a new grade 1-8 FI program at Memorial (SC). The Memorial (SC) site is the largest site and can accommodate the most students which may be necessary based on the popularity of FI in this area. Memorial (SC) is relatively central to the Lower Stoney Creek Planning area and within a large residential neighbourhood that would facilitate walking.

Special education program locations are reviewed regularly by school board staff, in consultation with the executive team, and may change to meet the needs of students.

Any recommendation approved by Trustees which result in new builds or significant renovations will adhere to the upcoming Elementary Program Strategy. The Elementary Program Strategy will identify a new vision for elementary schools, grounded in research of best practices related to programs, design of learning spaces, community use requirements and changing curriculum. The focus on all schools being great schools will address the need for some standardization as it relates to space for program offerings.

Transition Planning

Staff will provide an update report based on the Ministry's response to the funding requests for both East Hamilton City 2 and Lower Stoney Creek accommodation review areas and at this point transition planning will begin. A transition plan will be communicated to all affected school communities within the school board and a volunteer advisory group of stakeholders will collaborate to address the transition for students.

Transportation

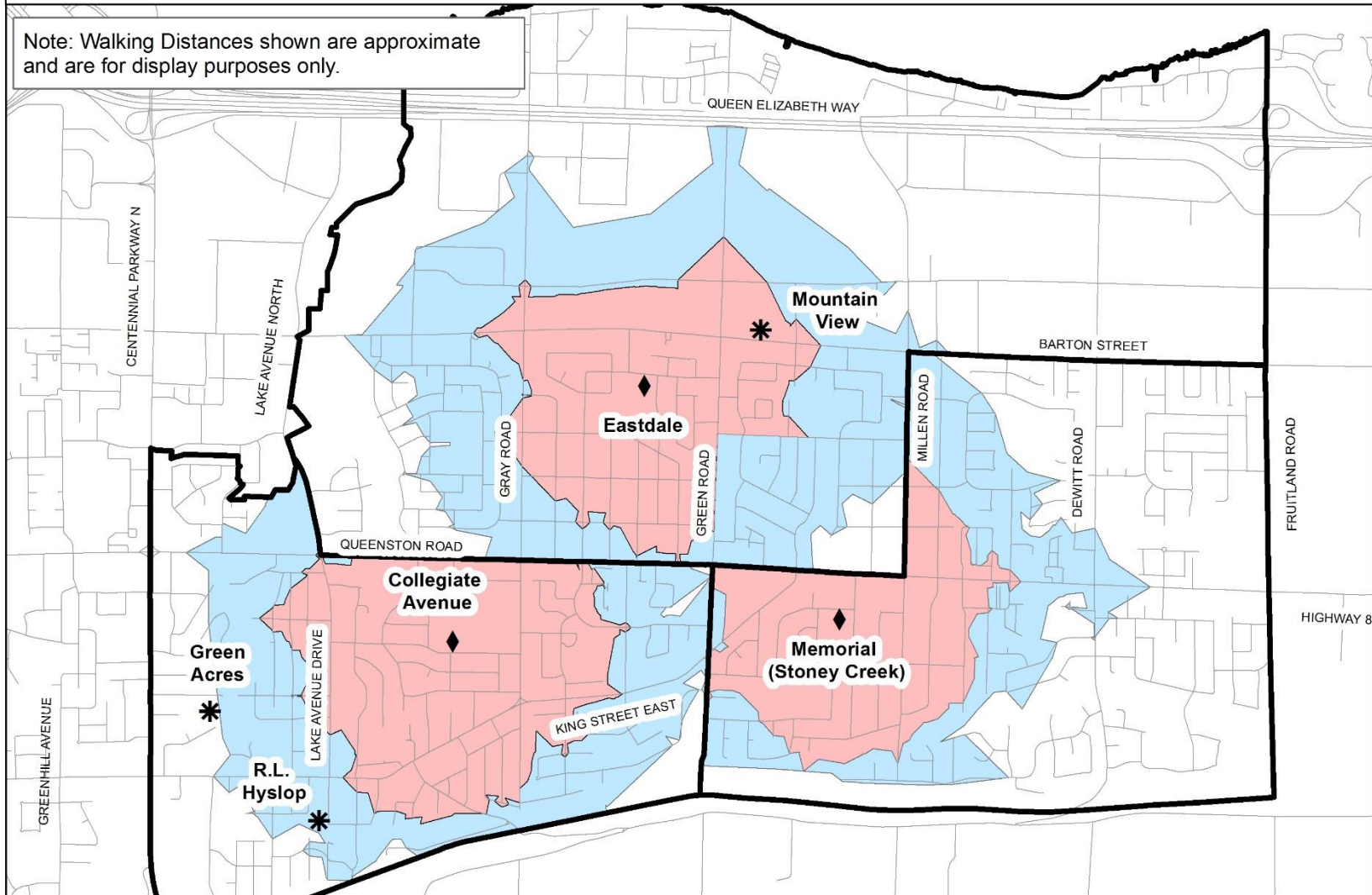
Currently, 753 students (680 eligible, 73 courtesy) are provided transportation in the Lower Stoney Creek area. Based on initial analysis, it is estimated that there would be a 3% increase in eligible ridership in the final recommendation. Due to the changes in school boundaries some students who are currently walking to school would be required to ride the bus and vice versa but overall total would not increase significantly.

The new schools on the Collegiate, Eastdale and Memorial (SC) site would generate a 1.33 km, 1.39 km and 1.5 km average distance to schools for students respectively. This indicates a centralized school location in respect to the attendance boundary with the average student being less than the 1.6 KM walking boundary. As per the HWDSB Transportation Policy, the scheduled length of time on a vehicle provided through HWSTS shall not exceed 60 minutes one way.

Please see the map on the following page which depicts the 1 KM and 1.6 KM walking boundaries for students based on the final recommendation

Lower Stoney Creek - Recommended Option Walking Distances


Note: Walking Distances shown are approximate and are for display purposes only.



Walking Distances

- 1 KM - JK & SK
- 1.6 KM - Grades 1-8

- JK-8 School
- Closed School



Planning & Accommodation

May 2016

Planning and Accommodation

Guiding Principles and Option Analysis

In addition to the Guiding Principles, staff used a series of additional criteria which includes attributes that highlight qualities in school sites when analysing options. The table below shows how each proposed new school meets the guiding principles and other criteria.

Final Recommendation			
	New Collegiate	New Eastdale	New Memorial (SC)
New build or Addition	New Build	New Build	New Build
JK-8 School	Yes	Yes	Yes
Facility Utilization (90-110%)	Yes	Yes	Yes
500-600 OTG	No	No	Yes
Require Portables	No	No	Possible due to FI
Fully Accessible	Yes	Yes	Yes
Transportation under 60 minutes	Yes	Yes	Yes
Average Student Distance to School	1.33 km	1.39	1.5
Site Size (Approx. 6 Acre +)	5.71	4.28	6.34
Adjacent to Park	Yes	Yes	No
Adjacent Roads	1 road	2 roads	3 roads
Road Type	Residential	Residential	Residential
Access to Arterial Road	325 m to Gray Rd	200 m to Barton St	170 m to Highway 8

Orange indicates information pertaining to the facility.

Blue indicates information pertaining to the site.