

# Appendix D: Alternative Options

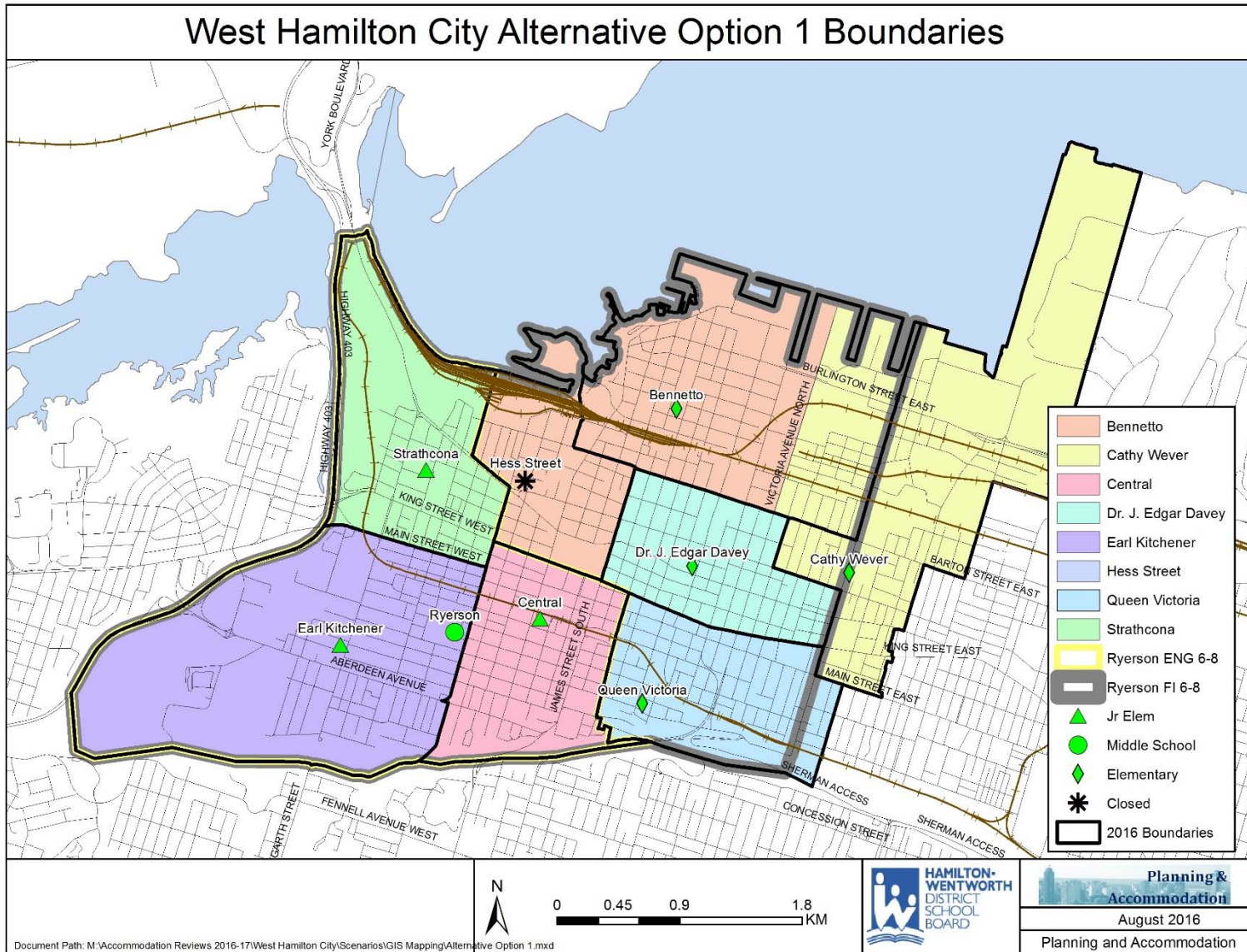


## Description

Close Hess St and students directed to Bennetto, boundary change for Bennetto and Cathy Wever

- **Bennetto:**
  - Bennetto students to Cathy Wever (approximately 30%)
  - Hess St students to Bennetto (100%)
- **Cathy Wever:**
  - Receives Bennetto students (approximately 30%)
- **Central: No change**
- **Dr Davey: No Change**
- **Earl Kitchener: No change**
- **Hess St: Closes**
- **Queen Victoria: No change**
- **Ryerson: No change**
- **Strathcona: No Change**

**Map**



## Enrolments

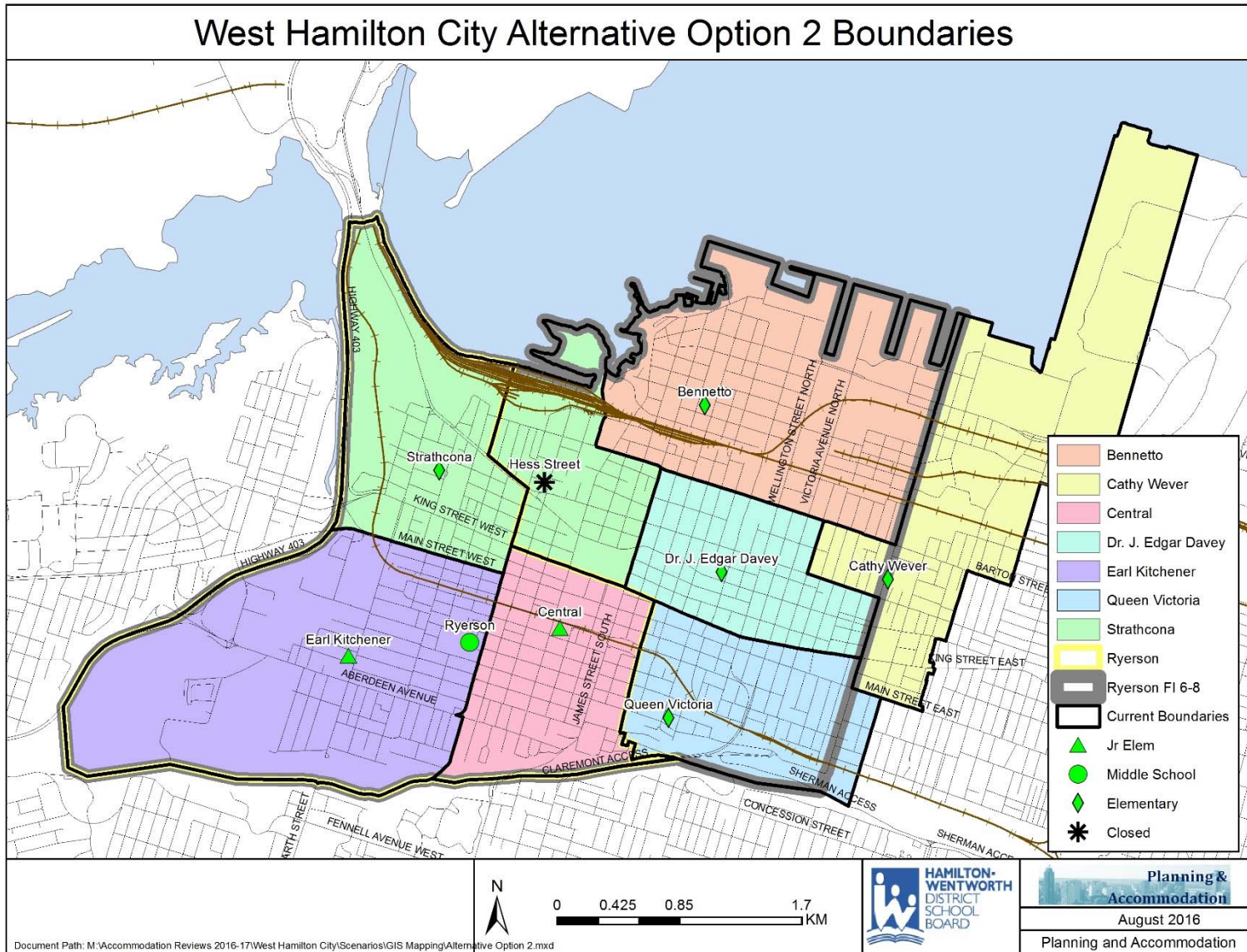
	OTG	2015	2016	2017	2018	2019	2020	2021	2022	2023	2024	2025
<b>Bennetto</b> <i>ENG JK-8, SPED</i>	744	491	458	452	449	609	613	617	625	632	628	635
		66%	62%	61%	60%	82%	82%	83%	84%	85%	84%	85%
<b>Cathy Wever</b> <i>ENG JK-8, SPED</i>	800	631	609	597	587	709	698	696	680	674	667	673
		79%	76%	75%	73%	89%	89%	89%	86%	86%	85%	86%
<b>Central</b> <i>ENG JK-5</i>	283	266	261	258	263	262	260	273	266	267	267	267
		94%	92%	91%	93%	93%	92%	97%	94%	94%	94%	94%
<b>Dr. Davey</b> <i>ENG JK-8</i>	816	528	517	526	531	544	553	560	577	579	587	587
		65%	63%	64%	65%	67%	68%	69%	71%	71%	72%	72%
<b>Earl Kitchener</b> <i>ENG &amp; FI JK-5</i>	548	559	543	526	510	494	484	477	474	471	468	466
		102%	99%	96%	93%	90%	88%	87%	86%	86%	85%	85%
<b>Hess Street</b> <i>ENG JK-8, SPED</i>	450	313	298	300	294							
		70%	66%	67%	65%							
<b>Queen Victoria</b> <i>ENG JK-8, SPED</i>	758	540	551	564	576	584	604	610	612	615	602	599
		71%	73%	74%	76%	77%	80%	80%	81%	81%	79%	79%
<b>Ryerson</b> <i>ENG/FI/POC 6-8, SPED</i>	343	370	377	390	382	398	395	385	380	370	376	369
		108%	110%	114%	111%	116%	115%	112%	111%	108%	110%	108%
<b>Strathcona</b> <i>ENG &amp; POC JK-5</i>	245	204	207	214	218	219	218	217	218	218	218	218
		83%	84%	87%	89%	90%	89%	88%	89%	89%	89%	89%
<b>Total</b>	4,987	3,902	3,822	3,827	3,810	3,820	3,826	3,835	3,831	3,825	3,813	3,813
		78%	77%	77%	76%	84%	84%	85%	85%	84%	84%	84%



## Description

Close Hess St and students directed to Strathcona

- **Bennetto: No Change**
- **Cathy Wever: No Change**
- **Central: No change**
- **Dr Davey: No Change**
- **Earl Kitchener: No change**
- **Hess St: Closes**
- **Queen Victoria: No change**
- **Ryerson: No change**
- **Strathcona:**
  - Hess St students to Strathcona (100%)





## Enrolments

	OTG	2015	2016	2017	2018	2019	2020	2021	2022	2023	2024	2025
<b>Bennetto</b> <i>ENG JK-8, SPED</i>	744	491	458	452	449	452	445	444	421	422	416	425
		66%	62%	61%	60%	61%	60%	60%	57%	57%	56%	57%
<b>Cathy Wever</b> <i>ENG JK-8, SPED</i>	800	631	609	597	587	577	569	565	558	551	547	549
		79%	76%	75%	73%	72%	72%	72%	71%	70%	70%	70%
<b>Central</b> <i>ENG JK-5</i>	283	266	261	258	263	262	260	273	266	267	267	267
		94%	92%	91%	93%	93%	92%	97%	94%	94%	94%	94%
<b>Dr. Davey</b> <i>ENG JK-8</i>	816	528	517	526	531	544	553	560	577	579	587	587
		65%	63%	64%	65%	67%	68%	69%	71%	71%	72%	72%
<b>Earl Kitchener</b> <i>ENG &amp; FI JK-5</i>	548	559	543	526	510	494	484	477	474	471	468	466
		102%	99%	96%	93%	90%	88%	87%	86%	86%	85%	85%
<b>Hess Street</b> <i>ENG JK-8, SPED</i>	450	313	298	300	294							
		70%	66%	67%	65%							
<b>Queen Victoria</b> <i>ENG JK-8, SPED</i>	758	540	551	564	576	584	604	610	612	615	602	599
		71%	73%	74%	76%	77%	80%	80%	81%	81%	79%	79%
<b>Ryerson</b> <i>ENG/FI/POC 6-8, SPED</i>	343	370	377	390	382	344	340	329	318	308	312	308
		108%	110%	114%	111%	100%	99%	96%	93%	90%	91%	90%
<b>Strathcona</b> <i>ENG &amp; POC JK-5</i>	245	204	207	214	218	562	571	577	606	614	613	613
		83%	84%	87%	89%	230%	233%	235%	247%	250%	250%	250%
<b>Total</b>	4,987	3,902	3,822	3,827	3,810	3,820	3,826	3,835	3,831	3,825	3,813	3,813
		78%	77%	77%	76%	84%	84%	85%	85%	84%	84%	84%

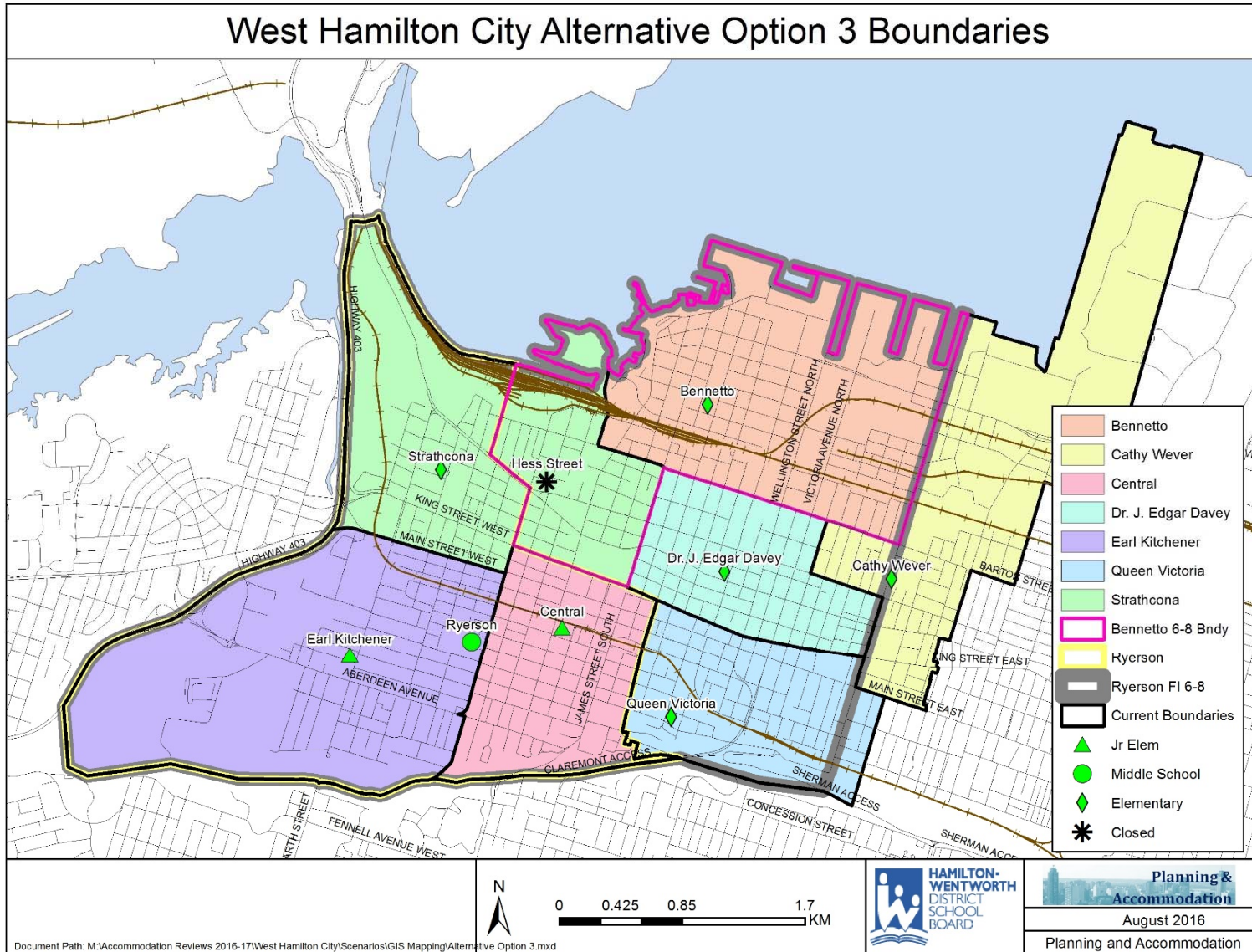


## Description

Close Hess St - JK-5 students directed to Strathcona, and 6-8 to Bennetto

- **Bennetto:**
  - 6-8 Hess St students to Bennetto
- **Cathy Wever: No Change**
- **Central: No change**
- **Dr Davey: No Change**
- **Earl Kitchener: No change**
- **Hess St: Closes**
- **Queen Victoria: No change**
- **Ryerson: No change**
- **Strathcona:**
  - JK-5 Hess St students to Strathcona

Map



## Enrolments

	OTG	2015	2016	2017	2018	2019	2020	2021	2022	2023	2024	2025
<b>Bennetto</b> <i>ENG JK-8, SPED</i>	744	491	458	452	449	560	552	558	551	560	553	563
		66%	62%	61%	60%	75%	74%	75%	74%	75%	74%	76%
<b>Cathy Wever</b> <i>ENG JK-8, SPED</i>	800	631	609	597	587	577	569	565	558	551	547	549
		79%	76%	75%	73%	72%	72%	72%	71%	70%	70%	70%
<b>Central</b> <i>ENG JK-5</i>	283	266	261	258	263	262	260	273	266	267	267	267
		94%	92%	91%	93%	93%	92%	97%	94%	94%	94%	94%
<b>Dr. Davey</b> <i>ENG JK-8</i>	816	528	517	526	531	544	553	560	577	579	587	587
		65%	63%	64%	65%	67%	68%	69%	71%	71%	72%	72%
<b>Earl Kitchener</b> <i>ENG &amp; FI JK-5</i>	548	559	543	526	510	494	484	477	474	471	468	466
		102%	99%	96%	93%	90%	88%	87%	86%	86%	85%	85%
<b>Hess Street</b> <i>ENG JK-8, SPED</i>	450	313	298	300	294							
		70%	66%	67%	65%							
<b>Queen Victoria</b> <i>ENG JK-8, SPED</i>	758	540	551	564	576	584	604	610	612	615	602	599
		71%	73%	74%	76%	77%	80%	80%	81%	81%	79%	79%
<b>Ryerson</b> <i>ENG/FI/POC 6-8, SPED</i>	343	370	377	390	382	361	360	352	347	337	342	336
		108%	110%	114%	111%	105%	105%	103%	101%	98%	100%	98%
<b>Strathcona</b> <i>ENG &amp; POC JK-5</i>	245	204	207	214	218	437	444	441	447	447	447	447
		83%	84%	87%	89%	178%	181%	180%	183%	182%	182%	182%
<b>Total</b>	4,987	3,902	3,822	3,827	3,810	3,820	3,826	3,835	3,831	3,825	3,813	3,813
		78%	77%	77%	76%	84%	84%	85%	85%	84%	84%	84%