

The *Glenwood Gazette*

Glenwood School

150 Lower Horning Road

December 2015/January 2016

PRINCIPAL'S MESSAGE

Despite the lack of snow on the ground, we are moving forward into winter at Glenwood Special Day school and entering 2016 with excitement! As always, the staff at Glenwood want to thank you for the wonderful privilege to spend our days with your children as their educators. It is a role that we take very seriously, but also fills us with smiles and great satisfaction.

Your child's IEP was sent home on December 11, with their Progress Report. If you have any questions about either the IEP or report, please contact your student's teacher or myself. In the spring, you will receive information about your student's IPRC – Annual Review. I encourage all parent(s) and guardians to take advantage of this meeting to discuss their child's progress with their teacher and our school team.

We are continuing to move forward with developing and implementing specialized programming to address the learning profile of our students. Three of our classrooms have been recently renovated and have focused on a model of teaching called, Structured Teach. This model was designed for students with developmental disabilities as well as those diagnosed with Autism. Through this program, students focus on communication and increased independent skills. For this program, our teachers are working closely with the ASD team from our Board. We are also beginning to introduce CLICKER to our three multiple classes. This program supports the communication skills of our limited and non-verbal students. This program is being supported by the Augmentative and Alternative Communication team from our Board. Another exciting new program started this fall was, Katys Cooking Corner. You can read more about this program in the newsletter. All of our classes have access to these resources and it is exciting to see the gains our students are making through these and other specialized programs.

In addition to the wonderful staff at Glenwood, we had two amazing Mohawk College students complete placements here this fall. Glenwood provides a solid learning experience for future Educational Assistants and we appreciate our partnership with Mohawk College.

Jane Jones, Room 6 classroom teacher, will be retiring this December from Glenwood after 30 years of teaching. As a staff and a Glenwood family, we wish Jane all the best in this next step and thank her for her years of service to our students and their families. Ken Cameron will be joining our teaching staff in January. Ken comes to us from Spencer Valley Elementary school where he has been teaching the Comprehensive Communication Special Class. We are excited to welcome Ken to Glenwood.

The last few months have been full of too many exciting events to list in detail, but I do want to say thank you to our staff for all the wonderful learning opportunities that you have provided our students. These events have ranged from class trips to the local fire department, to our weekly Day Four events to the Christmas Blizzard. Thank you staff and community partners for all you do for our students and their learning.

Again this year, we thank the East Hamilton Optimist Club for donating a Holiday gift book to each of our students at Glenwood and for continuing to build our student library. The ongoing commitment of the EHOC continues to make a lasting impact on our students and their families.

Please enjoy reading the Glenwood Newsletter and take advantage of the opportunities available. Our School Council is always welcoming new members. On behalf of the staff of Glenwood School, we wish you a wonderful Holiday and all the best as we head into our new year.

Sincerely,

Todd Graves

Vice Principal

Glenwood Special Day School

"A special place to learn"




Cold Weather Reminder!

With the Winter months comes Cold Weather and Sicknesses. This is a friendly reminder to please dress your child in layers. We do go outside whenever possible and want to ensure that our kids (and ourselves) are dressed for the weather.

With cold weather also comes coughs, sneezes, runny noses, etc. If your child is feeling under the weather and you are keeping them home please remember to call the office at 905-525-2140 and let us know. We worry about our students when they aren't here.

Stay warm and healthy this Winter.



**If your child is absent please remember to call and cancel transportation.
It may require calling BOTH the before and after school carriers
if they are different.**



Life Skills with Marc Johnson

A great start to our Life Skills Program. Congratulations to Hamza Nasir as he became the Employee of the Month for December. Hamza has been participating in the School's Shopping Program. He really enjoys visiting Costco and picking up items and placing them in the cart. Great job Hamza!

Hope you all have a great holiday break,

See you in January



It's a Jan Day!

We sure do have some fun filled times at Glenwood, and I am lucky enough to be able to share in a lot of them. To see a student learn to relax in the Snoezelen room by taking in the sights and the sounds and feeling the calming effects of the space is truly rewarding. Seeing a student putting their head on Jesse the golden retriever to tell her a secret OR a student who is new to the school reaching out to touch Jesse kindly with a smile on their face, totally warms my heart too.



Providing the students with a variety of sensory experiences is also an integral part of my day. Whether it is playing with bubble wrap and shaving cream (a tried and true favourite), slime (recipe to follow) or enjoying a scent filled foot spa. We do smile, laugh and get mucky some days while learning to overcome some sensory integration issues. It takes a team, and we at Glenwood have a great one. Have a very merry and safe Christmas holiday.

Jan, Developmental Specialist.



Slime Recipe

Ingredients:

1 cup room temperature water
1 cup white glue
Food colouring
1 1/3 cups very warm water
4 tsps. Borax

Instructions:

1. Mix first 3 ingredients/set aside
 2. Dissolve Borax in very warm water completely
 3. Pour glue mix slowly into Borax mix.
IMPORTANT DO NOT MIX
 4. Roll glue mix around until gel appears...4 to 5 times
 5. Knead in bowl...then lift out and work a bit.
- It can be stored in zip lock bags to re-use.

Enjoy Keep away from your carpets!

Communication from the CDA

The holidays can be full of fun, excitement and new experiences. Holiday events present so many opportunities to support language development and enhance communication. With all of the excitement and opportunity this season brings, it does present with challenges for many. Changes in routine, unfamiliar surroundings and unclear expectations can make this time of year difficult.

5 Ways to Have an Augmentative and Alternative (AAC) Holiday Season!

Adapted from PrAACtical AAC article Published on December 24th, 2013 | by Robin Parker

1. Use social narratives to explain happy upcoming events, stressful upcoming events, and out of the routine type events. Not only do social narratives help with understanding, but they can also help with ways to talk about activities and events.
2. Use Aided Language Input (ALI) to model. It will show that even when there is a lot going on, AAC is still important and a high priority.
3. Create the visual supports for holiday events. Take photographs on a tablet or print them out to show upcoming events, outline expectations and support transitions. You can record your voice or add text using apps on your tablet to pair with the pictures taken. 5. Provide frequent communication opportunities for the AAC user to make choices, give opinions, rate activities and events, vent, ask questions, tell, and share information.
4. Make talking photo albums to help talk about past events as you visit with family and friends. You can tell about the 'night' the tree was decorated or the time you 'baked holiday cookies'. Put in the mundane as well as funny and not so funny part of the experiences.
5. Have a GREAT Holiday, knowing that by teaching, learning, and sharing AAC, you are making a huge difference in the lives of people with significant communication needs.

Communication from the CDA Continued

5 Ideas for Creating Language Rich Holiday Traditions

Adapted from PrAACtical AAC article Published on December 25th, 2012 | by Robin Parker

The holiday season is a great time to initiate and continue traditions. Since we try to NOT create more work for ourselves if possible, most of our traditions have evolved from activities that helped us at some point. We like holiday traditions because they tend to ease the chaos by building in predictable routines.

Your family probably has many traditions that might just need to be named and organized. But if you are looking to add some new traditions, here are some of our favorites.

Camera Photography & Stories– Pictures are a great way to tell a story or talk about past or future events and expectations and support transitions. If you have access to an iPad or other tablet, story photo apps (i.e., Pictello, Tapikeo, etc) provide a great format for organizing and putting text and speech with photos. Many of the activities we photograph and write about are ones we would take pictures of anyway. Take pictures of ‘cool’ Christmas lights and then rate them from awesome to out of this world awesome. Take pictures of decorating the tree or lighting of the 12 menorahs, sequence activities of pictures. Make stories about funny incidents to tell again and again over the years.

Cooking/Baking Favorite Recipes- Lots of cooking and baking occurs over the holidays. We often cook and bake together. There are many benefits to cooking and baking even for those who don’t eat the food prepared. We can use visual recipes, take pictures, cut recipes out of magazines or most recently print them from Pinterest. Your children can participate along the way in preparing a meal - turn on the button on a blender or mixer, measure, locate, hand, sift, mash, peel, zest, smash, cover, melt, smell and taste or eat the food. We can involve friends and other family into our cooking/baking traditions

Nature Walk Checklist or Snow Walks with Checklists– Sometimes we just need a moment to enjoy and relax. Going outside for a little while usually rejuvenates everyone. To make this a language rich activity you can create nature walk checklists and have your children check off what you all see. You can make the tradition your own by adding a humorous item or a specific item to find that is relevant to your family. These walks can become a family favourite tradition.

Christmas Box Donations- Decorate a box (think glitter, glue, stickers, etc) that all of the donations will go in. Then at a big family holiday party, everyone can bring a monetary donation (can be from \$1.00 and up based on everyone’s own personal finances) and drop it anonymously into the box. The donations can then be given to one or more of a predetermined charity. When you are decorating the box, talk about colours, describe textures, give direction- put on, colour beside etc. Use verbal scripts for your child to follow to collect donations in the box.

Enjoy Your Holiday Traditions and Remember that Every Opportunity is a Communication Opportunity!!!



Katy's Cooking Corner



Our weekly cooking classes have kept us busy here at Glenwood. We have been busy baking many recipes with great fall produce such as apples, pears, pumpkin and zucchini. Also, each class enjoyed making a lunch of macaroni and cheese. For the holidays, here's a slightly healthier version of Brownies that we made this month.

Brownies

Ingredients:

- 3/4 cup all-purpose flour
- 1/3 cup cocoa powder
- 2 teaspoons baking powder
- 1/2 teaspoon baking soda
- 1/2 teaspoon salt
- 1 cup unsweetened applesauce
- 1/2 cup sugar
- 1 teaspoon vanilla
- 1/2 cup chocolate chips

Instructions:

Preheat oven to 350F

In a large bowl combine flour, cocoa, baking powder, baking soda and salt

In a smaller bowl combine applesauce, sugar and vanilla

Add wet mixture to dry ingredients and stir until just combined. Fold in Chocolate Chips.

Pour batter into an 8x8 inch pan that has been lined with parchment paper.

Bake for approximately 18-20 minutes or until brownies are set and edges are starting to pull away from the pan.

Let cool before cutting.

PREP

Introducing Ms Amanda Zacharewicz!

At Glenwood since September, Amanda has been working as one of our amazing Prep Teachers focusing on Life Skills while incorporating the arts. The kids are having a wonderful time and learning along the way too!



Classroom Updates

Room 1: *Room one has had a wonderful December learning about different celebrations, feasting on international, and preparing for special times with family at home over the holidays. We have enjoyed making treats and receiving treats from our secret Santa class, and making things to sell for the big shopping spree Blizzard. A trip to the Ancaster fire hall at the end of November and a trip to the RBG train exhibit were two recent highlights.*

In the New Year, we will be starting off with a lengthy unit on healthy living as this is always a good new year resolution. Wishing you a very happy Holiday and a joyous new year.

Room 2: *Room 2 has been enjoying the discovery and snoezelen rooms this fall and loving all of the Day 4 Activities. We wish a happy holiday season to all Glenwood Families.*

Room 3: *Room Three would like to wish everyone a safe and snowy Christmas break - We are excited about Santa! From the Room 3 Boy's Club.*

Room 4: *It is hard to believe that the Christmas Holidays are already upon us. Students and staff in room four have been busy making a craft for the Christmas Blizzard, as well as making some Christmas surprises for the staff and students in room 1. (Each classroom in Glenwood picked a number out of a hat to participate in our 'Secret Santa' activity). Wishing all Glenwood families a restful holiday. From the Students and Staff of Room 4.*

Room 6: *Room 6 wishes all students, families and caregivers a very Merry Christmas and all the best for 2016.*



Classroom Updates Continued

Room 10: *Room 10 is happy to welcome our new student and wishes everyone a happy, safe new year!*

Room 11: *Everyone in Room 11 has been enjoying the story "A Porcupine in a Pine Tree - A Canadian 12 Days of Christmas". Singing it in song form has helped put us all into the Christmas spirit! We would like to wish all the Glenwood families a wonderful holiday season!*


Room 12: The students of Room 12 are having a blast this year learning new skills inside and outside the classroom. Familiar phrases are constantly heard in the classroom, "First" we are going to doThen we will do..... All the students play a vital role in our classroom. SR is our visual transition board leader, she tells the class the order of the activities in our classroom. In December, Kacey received an Attendance Award, for taking our attendance book down to the office. Delanie takes great pride taking the recycling bin and dirty laundry down to the kitchen. Nick L and NF do a great job walking up to the Smart Board to drag a photo across the Smart Board. MA enjoys going down to the Discovery Room to see the new monthly items, especially the water table.

Lastly, a special thanks to Abdul, Shannon, Adie, Jenn, and Marian for making our class a **GREAT TEAM!**

Room 14: *It has been a busy few months in Room 14. Students have been working hard and have managed very well through many changes in our classroom set up. Students now have the chance to play, relax and spend time in our new leisure area. We enjoyed making special lunches and celebrating class birthdays. Wishing you all happy holidays from the staff and students in Room 14!*


From the Land of Gross Motor

It's been a busy fall in gross motor! Even though the summer is over we're all trying to stay active. The weather has co-operated so the playground is still being used to its full potential even though it's already December! Inside we're busy too. The tricycles are being used by many different classes and the gross motor room is always busy. You'll find us using mats, balls, beanbags, standing frames, walkers, etc. and most importantly we always try to have fun while we're working!



Latest Library Lookups

Here are some super Santa stories for sharing over the holidays:



Who Will Guide My Sleigh Tonight?

By Jerry Pallotta



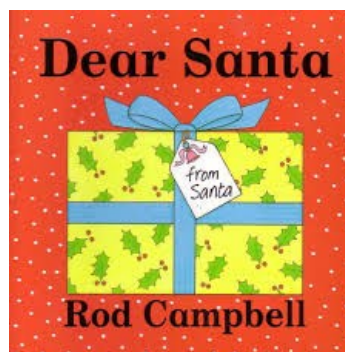
Noisy Touchy-Feely Santa

By Sam Taplin



Who Will Help Santa This Year

By Jerry Pallotta



Dear Santa

By Rod Campbell



December



	1 Day 4 - Christmas Baking	2	3	4
7	8 Day 4 - Santa's Workshop	9	10	11
14	15 Room 3 Assembly Mary Moore	16 Christmas Blizzard Ugly Sweater Day	17	18 Christmas Dance/Movie PJ Day
21 -Winter Break-	22 -Winter Break-	23 -Winter Break-	24 Christmas Eve -Winter Break-	25 Christmas Day -Winter Break-
28 -Winter Break-	29 -Winter Break-	30 -Winter Break-	31 New Years Eve -Winter Break-	



January



				1 New Years Day
4	5 Day 4 - Campfire Sing-a-long	6	7	8
11	12 Day 4 - New Year's Dinner	13	14	15
18	19 Day 4 - Winter Bingo	20	21	22
25	26 Day 4 - Snowball Dance	27	28	29 PD DAY