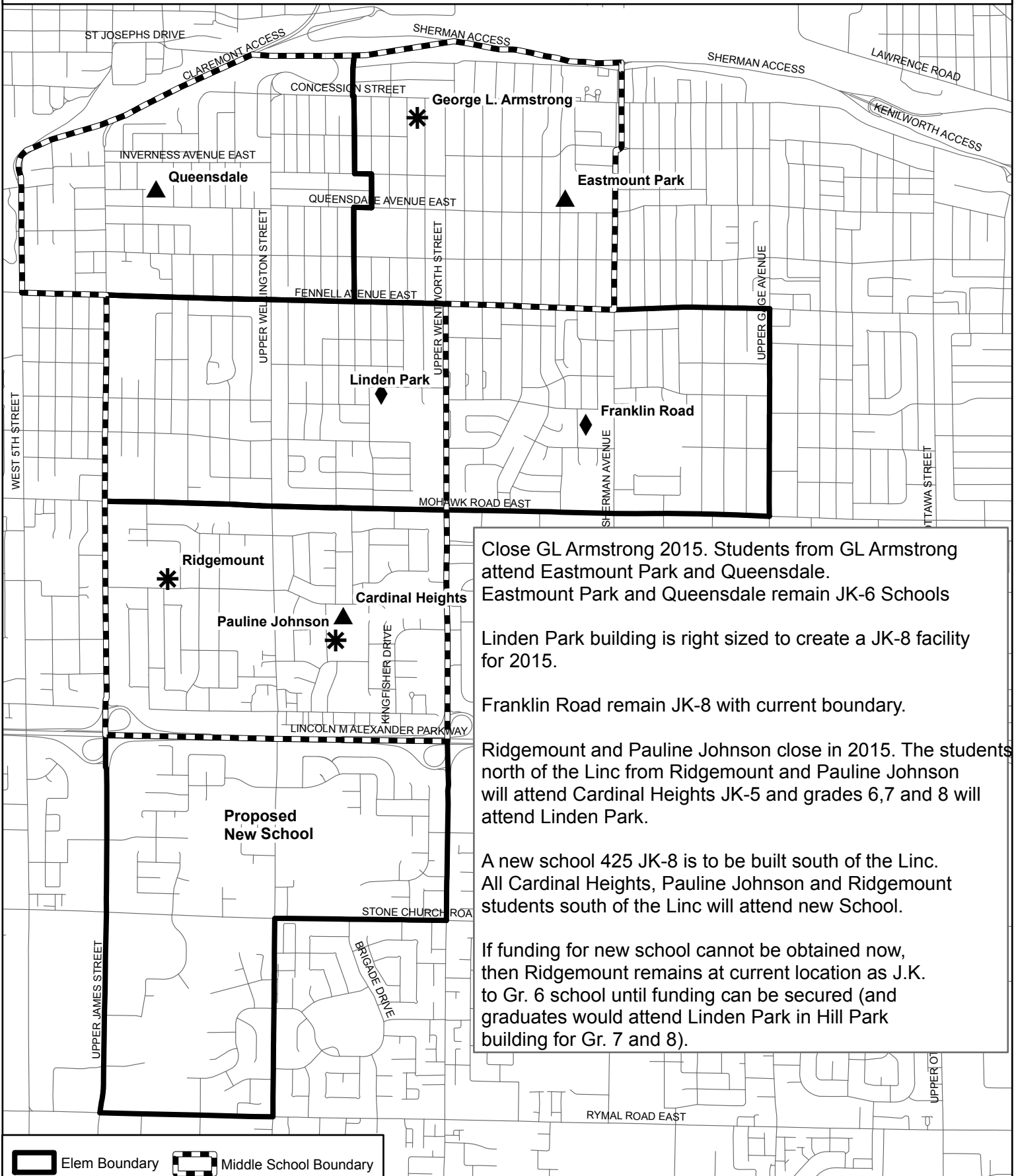


# Central Mountain Option 22



Close GL Armstrong 2015. Students from GL Armstrong attend Eastmount Park and Queensdale. Eastmount Park and Queensdale remain JK-6 Schools

Linden Park building is right sized to create a JK-8 facility for 2015.

Franklin Road remain JK-8 with current boundary.

Ridgemount and Pauline Johnson close in 2015. The students north of the Linc from Ridgemount and Pauline Johnson will attend Cardinal Heights JK-5 and grades 6,7 and 8 will attend Linden Park.

A new school 425 JK-8 is to be built south of the Linc. All Cardinal Heights, Pauline Johnson and Ridgemount students south of the Linc will attend new School.

If funding for new school cannot be obtained now, then Ridgemount remains at current location as J.K. to Gr. 6 school until funding can be secured (and graduates would attend Linden Park in Hill Park building for Gr. 7 and 8).

Elem Boundary	Middle School Boundary
Jr Elementary	Closed School
K-8 Elementary	Proposed New School
Middle School	

N

0 0.25 0.5 1 Kilometres

	<b>Planning &amp; Accommodation</b>
	December 2013
Planning and Accommodation	

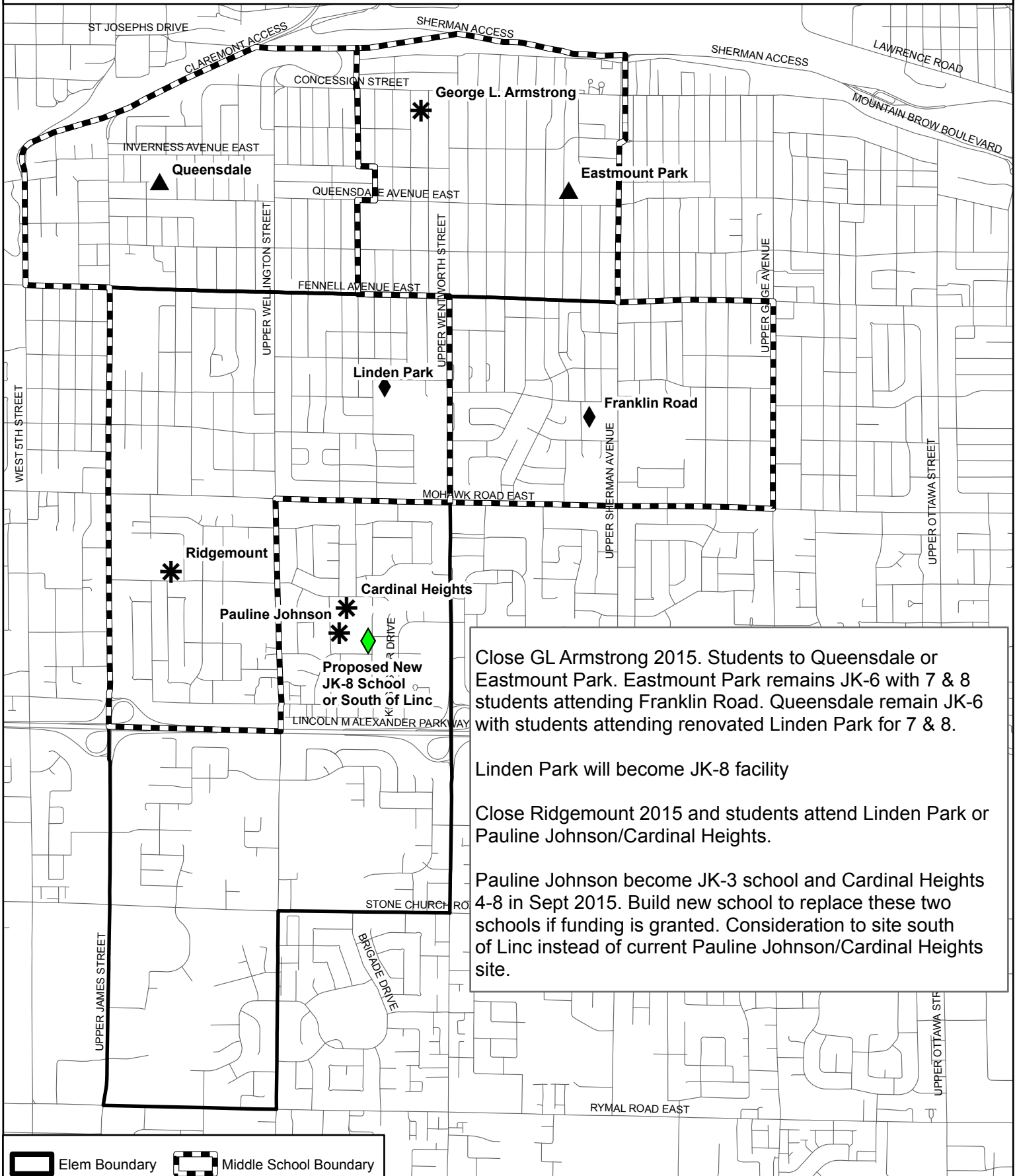
School	OTG	2013	2014	2015	2016	2017	2018	2019	2020	2021	2022
Cardinal Heights (JK-5)	308	312	299	359	365	371	363	371	368	367	367
	388	101%	97%	93%	94%	96%	94%	96%	95%	95%	95%
Eastmount Park (JK-6)	348	216	219	326	312	306	306	285	287	287	287
		62%	63%	94%	90%	88%	88%	82%	82%	82%	82%
Franklin Road (JK-8)	463	355	358	347	346	343	339	340	337	341	337
		77%	77%	75%	75%	74%	73%	73%	73%	74%	73%
George L. Armstrong (Closed)	633	327	318								
		52%	50%								
New K-8 South of Linc	375			311	310	325	325	339	341	344	348
				83%	83%	87%	87%	90%	91%	92%	93%
Linden Park (K-8)	319	154	159	431	447	429	427	439	433	409	408
	457	48%	50%	94%	98%	94%	93%	96%	95%	90%	89%
Pauline Johnson (Closed)	314	265	279								
		84%	89%								
Queensdale (JK-6)	279	188	195	258	258	251	249	242	238	235	231
		67%	70%	93%	93%	90%	89%	87%	85%	84%	83%
Ridgemount (Closed)	290	247	251								
		85%	86%								
Total	Current OTG	2,062	2,078	2,033	2,038	2,026	2,009	2,016	2,003	1,983	1,978
	2,954	70%	70%	91%	91%	91%	90%	90%	90%	89%	89%
2015 OTG	2,230										

**Potential Classroom Renovations/Additions**

Cardinal Heights- 4 FDK Addition  
 Eastmount Park- FDK Reno  
 Franklin Road- None  
 GL Armstrong- Closed

Linden Park-6 classroom addition  
 Pauline Johnson- Closed  
 Queensdale- Possible FDK Addtion/Reno  
 Ridgemount- Closed

# Central Mountain Option 32



Close GL Armstrong 2015. Students to Queensdale or Eastmount Park. Eastmount Park remains JK-6 with 7 & 8 students attending Franklin Road. Queensdale remain JK-6 with students attending renovated Linden Park for 7 & 8.

Linden Park will become JK-8 facility

Close Ridgemount 2015 and students attend Linden Park or Pauline Johnson/Cardinal Heights.

Pauline Johnson become JK-3 school and Cardinal Heights 4-8 in Sept 2015. Build new school to replace these two schools if funding is granted. Consideration to site south of Linc instead of current Pauline Johnson/Cardinal Heights site.

	Elem Boundary		Middle School Boundary
	Jr Elementary		Closed School
	K-8 Elementary		Proposed New School
	Middle School		

N

0 0.25 0.5 1 Kilometres

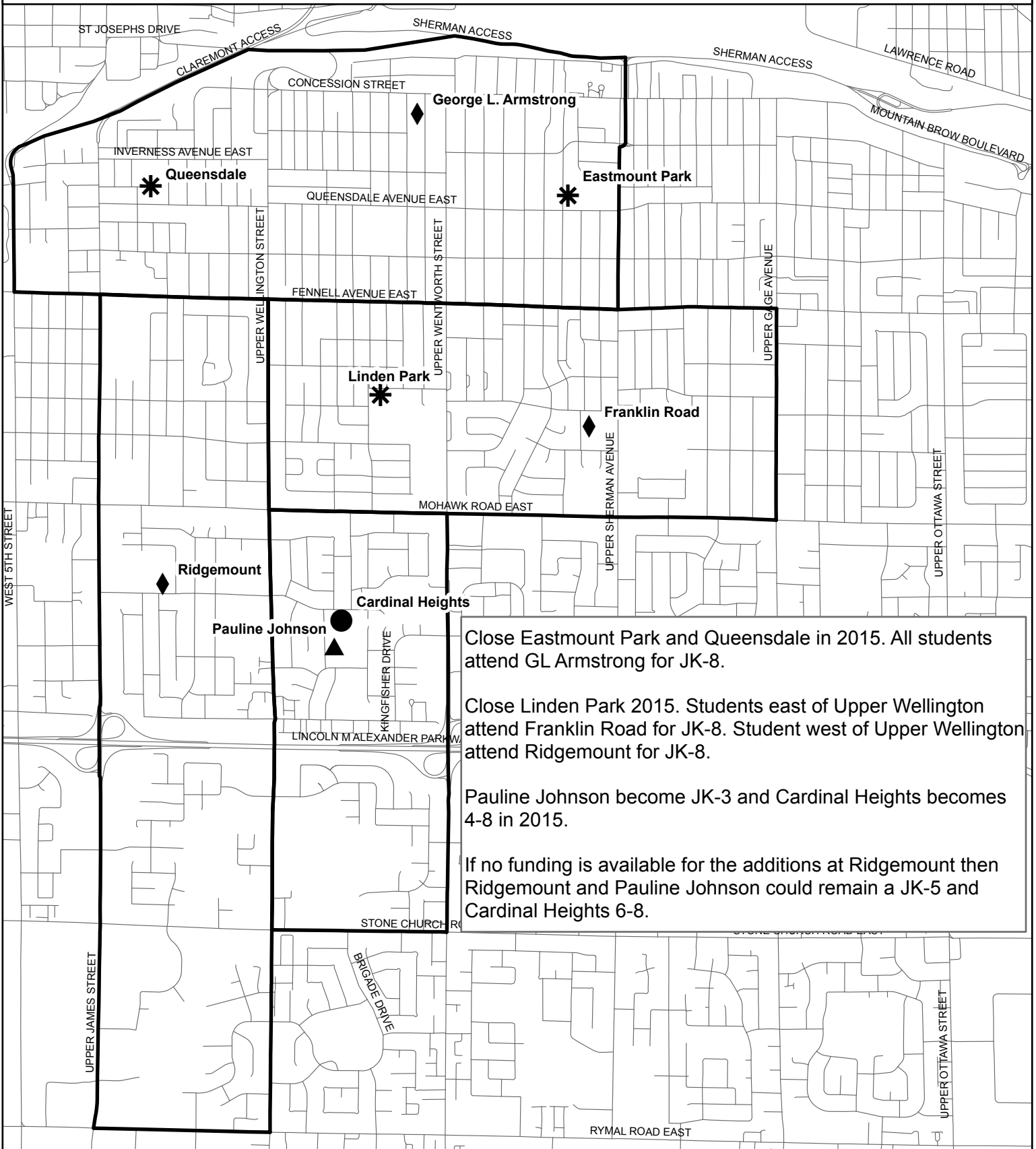
	<b>Planning &amp; Accommodation</b>
	Jan 2014 Planning and Accommodation

School	OTG	2013	2014	2015	2016	2017	2018	2019	2020	2021	2022
Cardinal Heights (4-8 2015) Closed 2016 pending new school	308	312	299	281	281						
		101%	97%	91%	91%						
Eastmount Park (K-6)	348	216	219	326	312	306	306	285	287	287	287
		62%	63%	94%	90%	88%	88%	82%	82%	82%	82%
Franklin Road (K-8)	463	355	358	418	436	427	408	424	421	404	402
		77%	77%	90%	94%	92%	88%	92%	91%	87%	87%
George L. Armstrong (Closed)	633	327	318								
		52%	50%								
Linden Park (K-8)	319	154	159	428	426	417	408	407	406	395	395
	405	48%	50%	106%	105%	103%	101%	101%	100%	98%	97%
Pauline Johnson (K-3 2015) Closed 2016 pending new school	314	265	279	322	325						
		84%	89%	103%	104%						
Queensdale (K-6)	279	188	195	258	258	251	249	242	238	235	231
		67%	70%	93%	93%	90%	89%	87%	85%	84%	83%
Ridgemount (Closed)	290	247	251								
		85%	86%								
New K-8 on Cardinal Heights Site or South of Linc (Open 2017)	650					625	638	657	652	662	664
						96%	98%	101%	100%	102%	102%
Total	Current OTG	2,062	2,078	2,033	2,038	2,026	2,009	2,016	2,003	1,983	1,978
	2,954	70%	70%	96%	96%	94%	94%	94%	93%	92%	92%
2015 OTG	2,117										
2017 OTG	2,145										

**Potential Classroom Renovations/Additions**

Cardinal Heights- None	Linden Park- 2 FDK, 2 Classrooms
Eastmount Park- None	Pauline Johnson- Closed
Franklin Road- None	Queensdale- None
GL Armstrong- Closed	Ridgemount- Closed

# Central Mountain Option 34



Close Eastmount Park and Queensdale in 2015. All students attend GL Armstrong for JK-8.

Close Linden Park 2015. Students east of Upper Wellington attend Franklin Road for JK-8. Student west of Upper Wellington attend Ridgemount for JK-8.

Pauline Johnson become JK-3 and Cardinal Heights becomes 4-8 in 2015.

If no funding is available for the additions at Ridgemount then Ridgemount and Pauline Johnson could remain a JK-5 and Cardinal Heights 6-8.

	Elem Boundary		Middle School Boundary
	Jr Elementary		Closed School
	K-8 Elementary		Proposed New School
	Middle School		

N

0 0.25 0.5 1 Kilometres

	<b>Planning &amp; Accommodation</b>
	Jan 2014 Planning and Accommodation

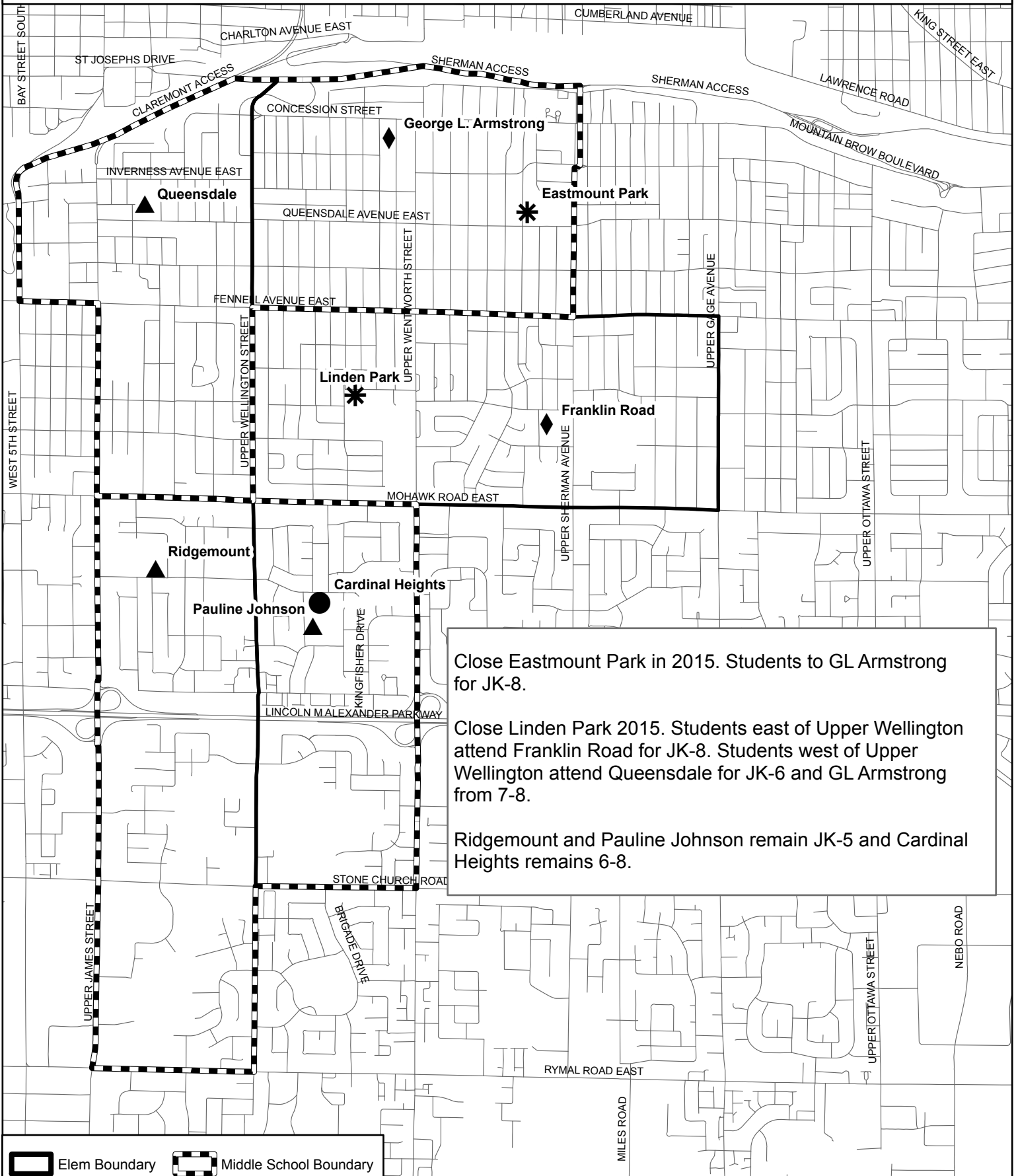
School	OTG	2013	2014	2015	2016	2017	2018	2019	2020	2021	2022
Cardinal Heights (4-8)	308	312	299	189	185	197	213	225	219	223	221
		101%	97%	61%	60%	64%	69%	73%	71%	73%	72%
Eastmount Park (Closed)	348	216	219								
		62%	63%								
Franklin Road (JK-8)	463	355	358	476	472	466	459	457	452	451	448
		77%	77%	103%	102%	101%	99%	99%	98%	97%	97%
George L. Armstrong (JK-8)	633	327	318	715	723	699	679	662	659	632	629
	700	52%	50%	102%	103%	100%	97%	95%	94%	90%	90%
Linden Park (Closed)	319	154	159								
		48%	50%								
Pauline Johnson (JK-3)	314	265	279	216	221	219	219	220	221	221	221
		84%	89%	69%	70%	70%	70%	70%	70%	70%	70%
Queensdale (Closed)	279	188	195								
		67%	70%								
Ridgemount (JK-8)	290	247	251	437	438	446	439	452	454	456	460
	448	85%	86%	97%	98%	99%	98%	101%	101%	102%	103%
Total	Current OTG	2,062	2,078	2,033	2,038	2,026	2,009	2,016	2,003	1,983	1,978
	2,954	70%	70%	91%	91%	91%	90%	90%	90%	89%	89%
2015 OTG	2,233										

**Potential Classroom Renovations/Additions**

Cardinal Heights- None  
 Eastmount Park- Closed  
 Franklin Road-FDK Reno  
 GL Armstrong- 3 FDK Addition/Reno, 2 Classroom addition

Linden Park- Closed  
 Pauline Johnson- None  
 Queensdale- Closed  
 Ridgemount- FDK Addition, 6 Classroom Addition

# Central Mountain Option 35

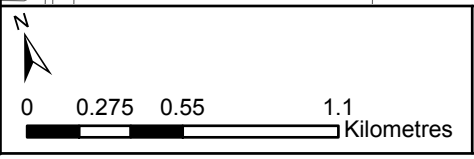


Close Eastmount Park in 2015. Students to GL Armstrong for JK-8.

Close Linden Park 2015. Students east of Upper Wellington attend Franklin Road for JK-8. Students west of Upper Wellington attend Queensdale for JK-6 and GL Armstrong from 7-8.

Ridgemount and Pauline Johnson remain JK-5 and Cardinal Heights remains 6-8.

	Elem Boundary		Middle School Boundary
	Jr Elementary		Closed School
	K-8 Elementary		Proposed New School
	Middle School		



<p>HAMILTON-WENTWORTH DISTRICT SCHOOL BOARD</p>	<p>Planning &amp; Accommodation</p>
	<p>Jan 2014</p> <p>Planning and Accommodation</p>

School	OTG	2013	2014	2015	2016	2017	2018	2019	2020	2021	2022
Cardinal Heights (6-8)	308	312	299	218	202	225	226	246	229	233	228
		101%	97%	71%	66%	73%	73%	80%	74%	76%	74%
Eastmount Park (Closed)	348	216	219								
		62%	63%								
Franklin Road (JK-8)	463	355	358	476	472	466	459	457	452	451	448
		77%	77%	103%	102%	101%	99%	99%	98%	97%	97%
George L. Armstrong (JK-8)	633	327	318	538	538	511	488	487	493	466	467
		52%	50%	85%	85%	81%	77%	77%	78%	74%	74%
Linden Park (Closed)	319	154	159								
		48%	50%								
Pauline Johnson (JK-5)	314	265	279	295	307	300	305	304	305	305	305
		84%	89%	94%	98%	96%	97%	97%	97%	97%	97%
Queensdale (JK-6)	279	188	195	253	261	267	270	260	256	253	250
		67%	70%	91%	94%	96%	97%	93%	92%	91%	90%
Ridgemount (JK-5)	290	247	251	253	258	258	261	262	268	274	280
		85%	86%	87%	89%	89%	90%	90%	92%	94%	97%
Total	Current OTG	2,062	2,078	2,033	2,038	2,026	2,009	2,016	2,003	1,983	1,978
	2,954	70%	70%	89%	89%	89%	88%	88%	88%	87%	86%
2015 OTG	2,287										

**Potential Classroom Renovations/Additions**

Cardinal Heights- None  
 Eastmount Park- Closed  
 Franklin Road- FDK Reno  
 GL Armstrong- 2 FDK Reno

Linden Park- Closed  
 Pauline Johnson- FDK Addition/Reno  
 Queensdale- FDK Addition/Reno  
 Ridgemount- None