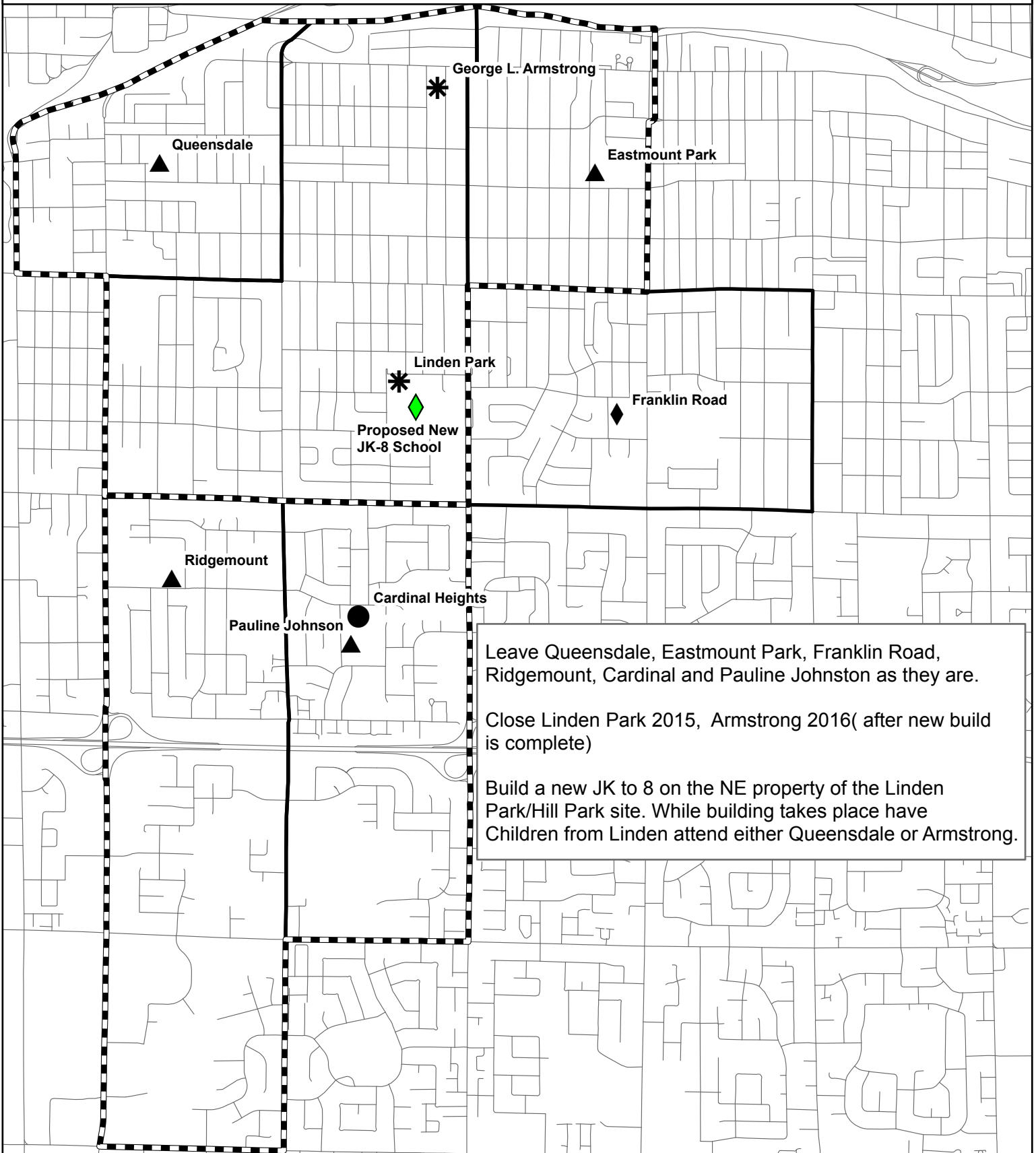


Central Mountain Option 31



Leave Queensdale, Eastmount Park, Franklin Road, Ridgemount, Cardinal and Pauline Johnston as they are.

Close Linden Park 2015, Armstrong 2016(after new build is complete)

Build a new JK to 8 on the NE property of the Linden Park/Hill Park site. While building takes place have Children from Linden attend either Queensdale or Armstrong.

Elem Boundary	Middle School Boundary
Jr Elementary	Closed School
K-8 Elementary	Proposed New School
Middle School	

N

0 0.25 0.5 1 Kilometres

HAMILTON-WENTWORTH DISTRICT SCHOOL BOARD

Planning & Accommodation

Jan 2014

Planning and Accommodation

School	OTG	2013	2014	2015	2016	2017	2018	2019	2020	2021	2022
Cardinal Heights (6-8)	308	312	299	278	202	225	226	246	229	233	228
		101%	97%	90%	66%	73%	73%	80%	74%	76%	74%
Eastmount Park (K-6)	348	216	219	213	207	211	214	208	209	209	209
		62%	63%	61%	60%	60%	61%	60%	60%	60%	60%
Franklin Road (K-8)	463	355	358	347	346	343	339	340	337	341	338
		77%	77%	75%	75%	74%	73%	73%	73%	74%	73%
George L. Armstrong (Closed)	633	327	318	466							
		52%	50%	74%							
Linden Park (Closed)	319	154	159								
		48%	50%								
Pauline Johnson (K-5)	314	265	279	295	307	300	305	304	305	305	305
		84%	89%	94%	98%	96%	97%	97%	97%	97%	97%
Queensdale (K-6)	279	188	195	192	200	199	199	193	189	186	182
		67%	70%	69%	72%	71%	71%	69%	68%	67%	65%
Ridgemount (K-5)	290	247	251	242	247	247	250	251	257	263	269
		85%	86%	84%	85%	85%	86%	87%	89%	91%	93%
New K-8 on Linden Park	500				529	502	477	475	477	446	447
					106%	100%	95%	95%	95%	89%	89%
Total	Current OTG	2,062	2,078	2,033	2,038	2,026	2,009	2,016	2,003	1,983	1,978
	2,954	70%	70%	77%	81%	81%	80%	81%	80%	79%	79%
2015 OTG	2,635										
2016 OTG	2,502										

Potential Renovations/Additions

Cardinal Heights- None
 Eastmount Park- None
 Franklin Road- None
 GL Armstrong- Closed

Linden Park- Closed
 Pauline Johnson- None
 Queensdale- None
 Ridgemount- None

Quote from Letter by Pamela B Reinholdt - dated October 2, 2013

"At HWDSB, we want to give our students the best schools. We have schools with empty spaces and in need of expensive renovations. This is why Accommodation Review Committees (ARCs) have been set up."

Quote from Chair of the Board, Trustee Jessica Brennan – dated Dec 9, 2013

"We need to have our schools in excellent condition, fabulous learning environments, with the right resources in the building. Half-empty buildings unfortunately give us less resources."

Option Overview:

- Close G.L. Armstrong in June 2015, depending on address and grade students attend Eastmount Park (JK-6), Queensdale(JK-6) (boundaries split approximately at Armstrong), or Franklin Road(JK-8). Eastmount Park feeds Franklin Road for grades 7 and 8.
- Close Ridgemount in June 2015, depending on address students attend Linden Park or Pauline Johnson/Cardinal Heights.
- Linden Park will add sufficient full-day kindergarten rooms and sufficient classrooms/gym (if needed), to become JK-8 and complete outstanding renovation needs, including renovations to make the school fully wheelchair accessible; construction estimated to be completed for September 2015. Queensdale will feed Linden Park for grades 7-8.
- Establish Pauline Johnson as a primary school for grades JK - 3 and Cardinal Heights as a junior / Intermediate school for grades 4 - 8, in September , 2014. If the Board is able to secure funding for the construction of a new 550 pupil place JK-8 school either on the current site or on a new site south of the Linc, both schools would close once(if) the new school is constructed. If new construction is funded, SERIOUS consideration should be given to a site south of the Linc instead of on the current site to address areas of population growth in future years. If a new site is used then the Linden Park Boundary should change to encompass some of the current Pauline Johnson/Cardinal Height catchment and this should be accounted for in renovations to Linden Park.

Best Schools for students

PERCENTAGE OF ALL STUDENTS AT OR ABOVE THE PROVINCIAL STANDARD (LEVELS 3 AND 4), 2011–2012									
R - Reading W - Writing M - Math	Grade 3				Grade 6				Overall Average
	R	W	M	Grade 3 Average	R	W	M	Grade 6 Average	
Pauline Johnson	67	75	64	68.67					68.67
Franklin Road	58	83	58	66.33	88	76	48	70.67	68.19
Linden Park	59	73	64	65.33					65.33
Queensdale	52	58	52	54.00	70	65	60	65.00	58.71
Ridgemount	48	52	48	49.33	56	64	47	55.67	52.05
Cardinal Heights					60	50	40	50.00	50.00
Eastmount Park	44	72	33	49.67	73	53	13	46.33	48.24
G.L Armstrong	50	47	41	46.00	50	30	10	30.00	39.14

Outdoor Space per Student (SPS)

Looking at the available space for students to be active outdoors, these are the values for the 8 school in the Central Mountain ARC. Calculation is based on the Site size minus the size of the building and divided by the number of students current attending.

School	Year	Building Size (ft/sq)	Site Size (Acres)	Usable Outdoor Space (ft/sq)	Outdoor SPS(ft/sq)	2013 Students
Pauline Johnson	1967	32,280	9.2	368,472	1,390.46	265
Linden Park	1957	27,187	5.26	201,939	1,311.29	154
Cardinal Heights	1963	38,542	9.2	362,210	1,160.93	312
Ridgemount	1961	27,527	6.42	252,128	1,020.76	247
Queensdale	1948	30,198	4.72	175,405	933.01	188
Franklin Road	1954	37,416	7.75	300,174	845.56	355
Armstrong	1930	58,133	4.55	140,065	428.33	327
Eastmount Park	1959	29,196	1.7	44,856	207.67	216

Note: Eastmount Park has access to public green space immediately adjacent to the school

Pauline Johnson and Cardinal Heights share a lot, so the average size each school has is 4.6 acres

Facility Utilization/Permanent and Non-Permanent Accommodation

Closing G.L Armstrong means based on the 2014 projections, 318 students would need to be re-located and 315 empty spaces will be eliminated. Queensdale, Eastmount Park and Franklin Road schools have space to accommodate (84+129+105) 318 students based on the 2014 enrolment projections. Therefore closing G.L. Armstrong will put this set of schools at approximately 100% capacity.

Closing Ridgemounts means, based on 2014 projections, 290 students will need to be re-located to Linden Park or Pauline Johnson/Cardinal Heights depending on address. Linden can be “right-sized” for the catchment area so that it is at close to 100% capacity.

Pauline Johnson and/or Cardinal Heights should also reach close to 100% capacity with the new boundaries. Temporary port-a-pacs may be useful while the new build is underway.

Expensive Renovations

Closing G.L Armstrong would remove the expected \$5,937,600 in facility cost over the next 10 year on the oldest school in the Central Mountain area.

Additions to Linden Park are similar to those that were required at Ridgemount in the initial staff proposal. Linden Park has a higher capacity than Ridgemount. FDK classroom additions are funded under FDK rollout.

Geography and Transportation

Closing Armstrong and Ridgemount addresses some of the geographic and transportation issues in the planning area. The cluster of Ridgemount, Pauline Johnson and Cardinal Heights are 900m apart, making Pauline Johnson and Cardinal Heights walkable for the majority of students north of the Linc who currently attend Ridgemount. Students south of the Linc are currently already bused to Ridgemount, so busing would not change significantly.

Nearly all students currently within G.L. Armstrong's boundaries are a walkable distance to either Queensdale or Eastmount Park. The public concerns regarding G.L. Armstrong's location on a busy road, with many parking lots and street parking impacting student safety and potential for bus drop-offs would be addressed with this option.

Only slightly more students will potentially need to be bused to Linden Park for grade 7 and 8 compared to busing for G.L. Armstrong. A small increase in Eastmount students would need to be bused to Franklin Road for grades 7 – 8.

Equity/Quality Teaching Environments/Programming

This plan closes G.L. Armstrong, a school that is not fully accessible, and keeps schools that are already accessible open. Eastmount would require renovations to provide a barrier-free washroom. Linden Park's accessibility issues would be addressed in the renovations to make it JK-8.

This plan provides walkable schools to approximately the same number of students as the current status quo.

Specialized programming is not required for JK-6. It can be provided for all grade 7 and 8 students (for example science). A dedicated science room that is not used as a full-time classroom is NOT recommended as this will negatively impact the OTG capacity percentages in the future. Innovative strategies should be employed to provide students access to appropriate equipment.

Most of the schools that have been more recently renovated are kept in use, while schools requiring extensive renovations are either closed or renovated.

The current Deaf and Hard of Hearing Program will not be impacted.

Recommendations to the School Board to provide dual track schools with French Emersion instead of full French Emersion schools would be ideal in view of equity (this may be outside the mandate of this ARC but is worth addressing).

Opportunities for Partnerships

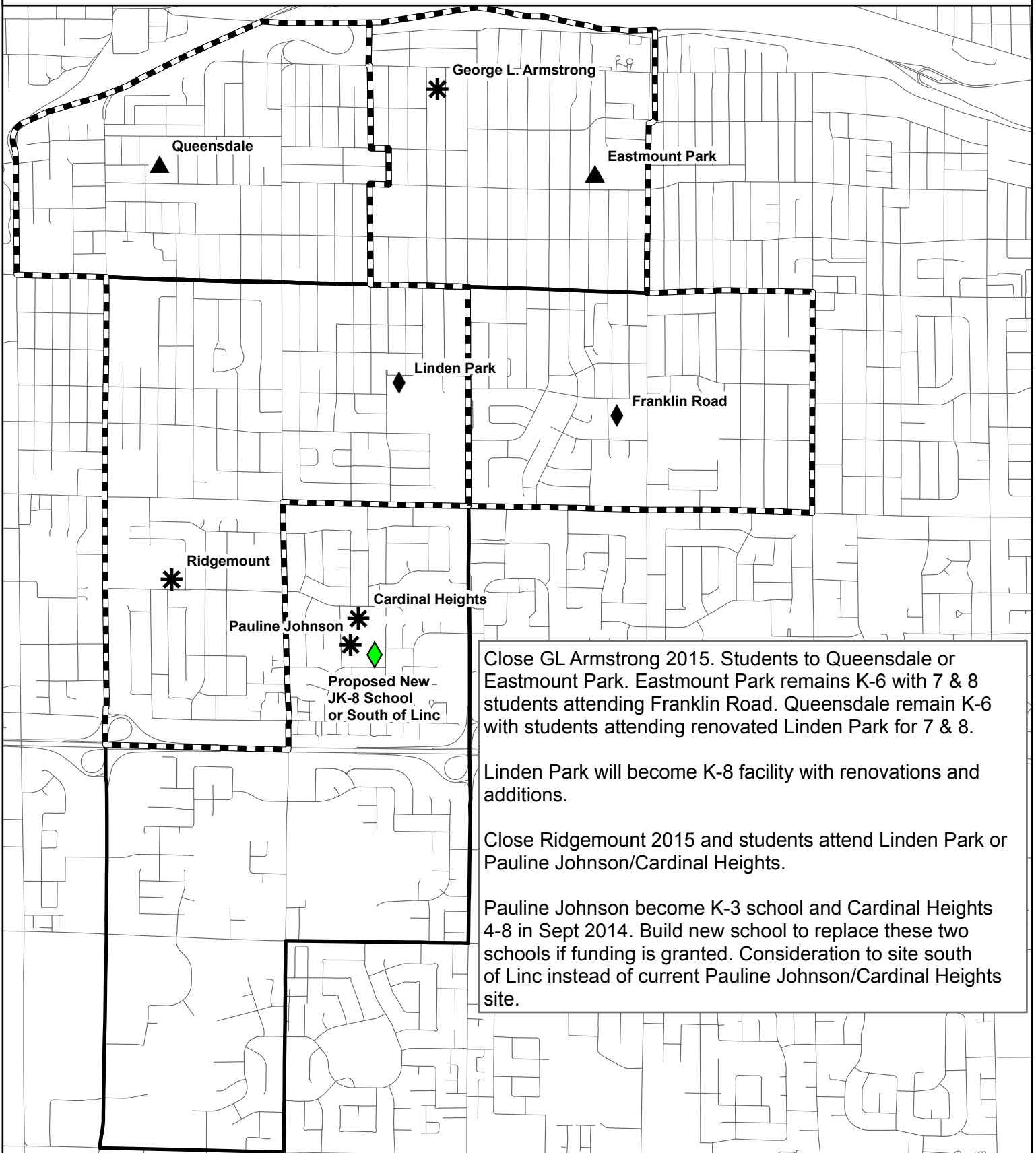
The ARC should also consider potential partnerships according to the Ministry. The letter sent to businesses by the Director in the summer of 2013 was not sufficient to gauge potential partnerships. The ARC should look to each community to determine if partnerships are possible.

ALTERNATE TO THIS OPTION:

Instead of renovating Linden Park, Ridgemount could be renovated to become JK-8, in which case, Queensdale students would be bused to Ridgemount for grades 7 and 8, and Linden Park would close. However, considering the proximity of Ridgemount to Pauline Johnson and Cardinal Heights, the distance from Queensdale as well as the East boundary, this is not optimal.

Instead of closing Ridgemount, both Pauline Johnson and Cardinal Heights could be closed, if a new site is built south of the Linc and Ridgemount is renovated to become JK-8. Linden would also stay open and be renovated for JK-8 in this case, resulting in increased renovation costs.

Central Mountain Option 32



Close GL Armstrong 2015. Students to Queensdale or Eastmount Park. Eastmount Park remains K-6 with 7 & 8 students attending Franklin Road. Queensdale remain K-6 with students attending renovated Linden Park for 7 & 8.

Linden Park will become K-8 facility with renovations and additions.

Close Ridgemount 2015 and students attend Linden Park or Pauline Johnson/Cardinal Heights.

Pauline Johnson become K-3 school and Cardinal Heights 4-8 in Sept 2014. Build new school to replace these two schools if funding is granted. Consideration to site south of Linc instead of current Pauline Johnson/Cardinal Heights site.

Elem Boundary	Middle School Boundary
Jr Elementary	Closed School
K-8 Elementary	Proposed New School
Middle School	

N

0 0.25 0.5 1 Kilometres

HAMILTON-WENTWORTH DISTRICT SCHOOL BOARD

Planning & Accommodation

Jan 2014

Planning and Accommodation

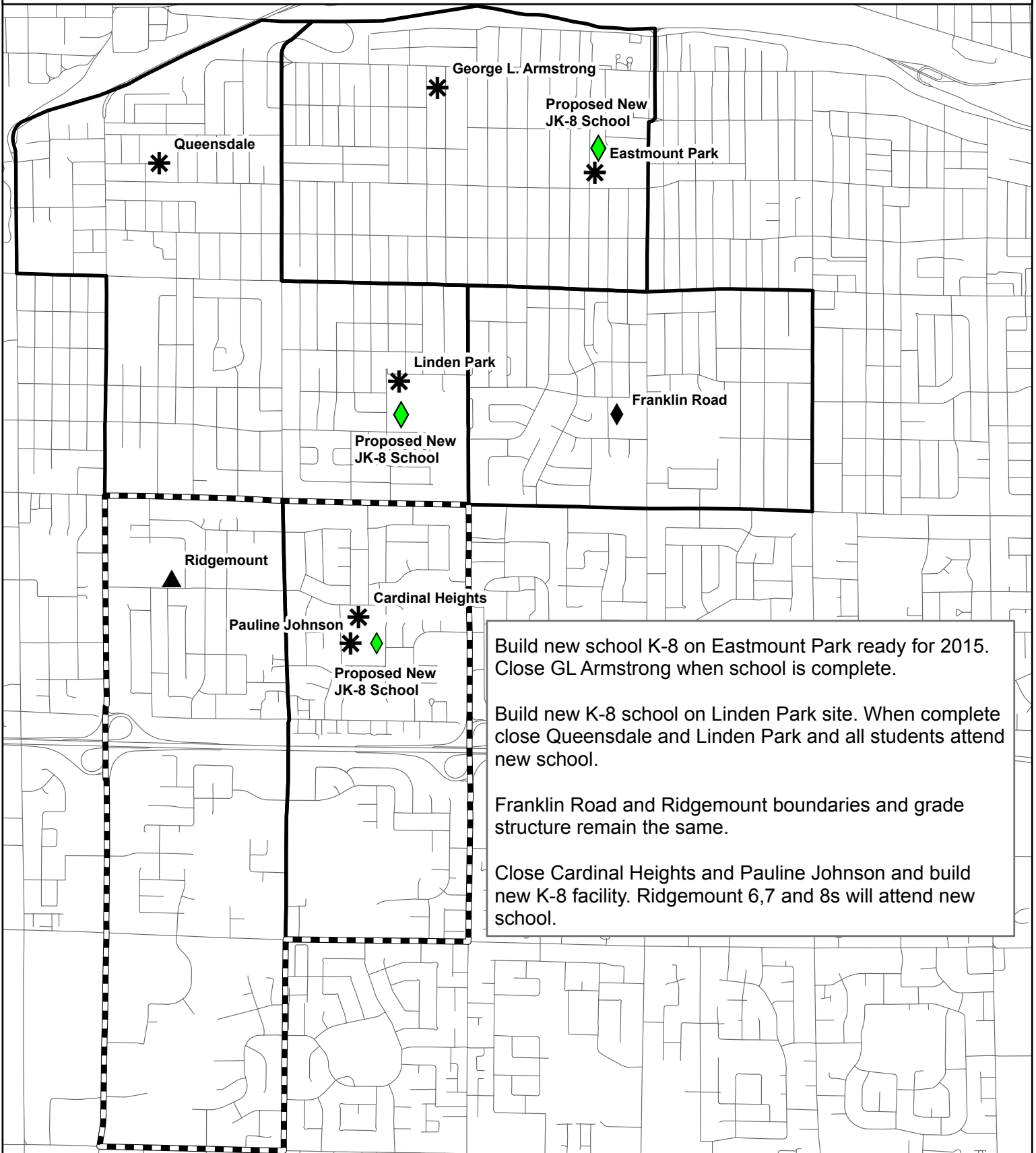
School	OTG	2013	2014	2015	2016	2017	2018	2019	2020	2021	2022
Cardinal Heights (4-8 2014) Closed 2016 pending new school	308	312	383	281	281						
		101%	124%	91%	91%						
Eastmount Park (K-6)	348	216	219	326	312	306	306	285	287	287	287
		62%	63%	94%	90%	88%	88%	82%	82%	82%	82%
Franklin Road (K-8)	463	355	358	418	436	427	408	424	421	404	402
		77%	77%	90%	94%	92%	88%	92%	91%	87%	87%
George L. Armstrong (Closed)	633	327	318								
		52%	50%								
Linden Park (K-8)	319	154	159	428	426	417	408	407	406	395	395
	405	48%	50%	106%	105%	103%	101%	101%	100%	98%	97%
Pauline Johnson (K-3 2014) Closed 2016 pending new school	314	265	333	322	325						
		84%	106%	103%	104%						
Queensdale (K-6)	279	188	195	258	258	251	249	242	238	235	231
		67%	70%	93%	93%	90%	89%	87%	85%	84%	83%
Ridgemount (Closed)	290	247	113								
		85%	39%								
New K-8 on Cardinal Heights Site or South of Linc (Open 2017)	650					625	638	657	652	662	664
						96%	98%	101%	100%	102%	102%
Total	Current OTG	2,062	2,078	2,033	2,038	2,026	2,009	2,016	2,003	1,983	1,978
	2,954	70%	70%	69%	69%	94%	94%	94%	93%	92%	92%
2015 OTG	2,117										
2017 OTG	2,145										

Potential Renovations/Additions

Cardinal Heights- None
 Eastmount Park- None
 Franklin Road- Gym
 GL Armstrong- Closed

Linden Park- 2 FDK, 2 Classrooms, Gym
 Pauline Johnson- Closed
 Queensdale- None
 Ridgemount- Closed

Central Mountain Option 33



Build new school K-8 on Eastmount Park ready for 2015. Close GL Armstrong when school is complete.

Build new K-8 school on Linden Park site. When complete close Queensdale and Linden Park and all students attend new school.

Franklin Road and Ridgemount boundaries and grade structure remain the same.

Close Cardinal Heights and Pauline Johnson and build new K-8 facility. Ridgemount 6,7 and 8s will attend new school.

Elem Boundary	Middle School Boundary
Jr Elementary	Closed School
K-8 Elementary	Proposed New School
Middle School	

N

0 0.25 0.5 1 Kilometres

HAMILTON-WENTWORTH DISTRICT SCHOOL BOARD

Planning & Accommodation

Jan 2014

Planning and Accommodation

School	OTG	2013	2014	2015	2016	2017	2018	2019	2020	2021	2022
Cardinal Heights (Closed)	308	312	299								
		101%	97%								
Eastmount Park (Closed)	348	216	219								
		62%	63%								
Franklin Road (K-8)	463	355	358	347	346	343	339	340	337	341	337
		77%	77%	75%	75%	74%	73%	73%	73%	74%	73%
George L. Armstrong (Closed)	633	327	318								
		52%	50%								
Linden Park (Closed)	319	154	159								
		48%	50%								
Pauline Johnson (Closed)	314	265	279								
		84%	89%								
Queensdale (Closed)	279	188	195								
		67%	70%								
Ridgemount (K-5)	290	247	251	242	247	247	250	251	257	263	269
		85%	86%	84%	85%	85%	86%	87%	89%	91%	93%
New K-8 Eastmount Park Site	475			509	509	488	466	454	453	431	432
				107%	107%	103%	98%	96%	95%	91%	91%
New K-8 Linden Park Site	425			422	427	424	423	421	422	409	407
				99%	100%	100%	100%	99%	99%	96%	96%
New K-8 Cardinal Heights Site	500			513	509	525	531	549	534	539	533
				103%	102%	105%	106%	110%	107%	108%	107%
Total	Current OTG	2,062	2,078	2,033	2,038	2,026	2,009	2,016	2,003	1,983	1,978
	2,954	70%	70%	94%	95%	94%	93%	94%	93%	92%	92%
2015 OTG	2,153										

Potential Renovations/Additions

Cardinal Heights- Closed
 Eastmount Park- Closed
 Franklin Road- None
 GL Armstrong- Closed

Linden Park- Closed
 Pauline Johnson- Closed
 Queensdale- Closed
 Ridgemount- None