

Trustee Questions: Accommodation Reviews

April 14, 2014 – Standing Committee

West Glanbrook

Trustee Questions



Elementary Accommodation Reviews West Glanbrook

Why are we not considering a boundary review and redirecting Mount Hope students to Nora Henderson School?

- The secondary boundaries were established through the Secondary Accommodation Reviews and the Secondary Program Strategy.
- Staff will reevaluate boundaries and enrolment prior to the completion of the Nora Frances Henderson permanent facility.

Trustee Questions



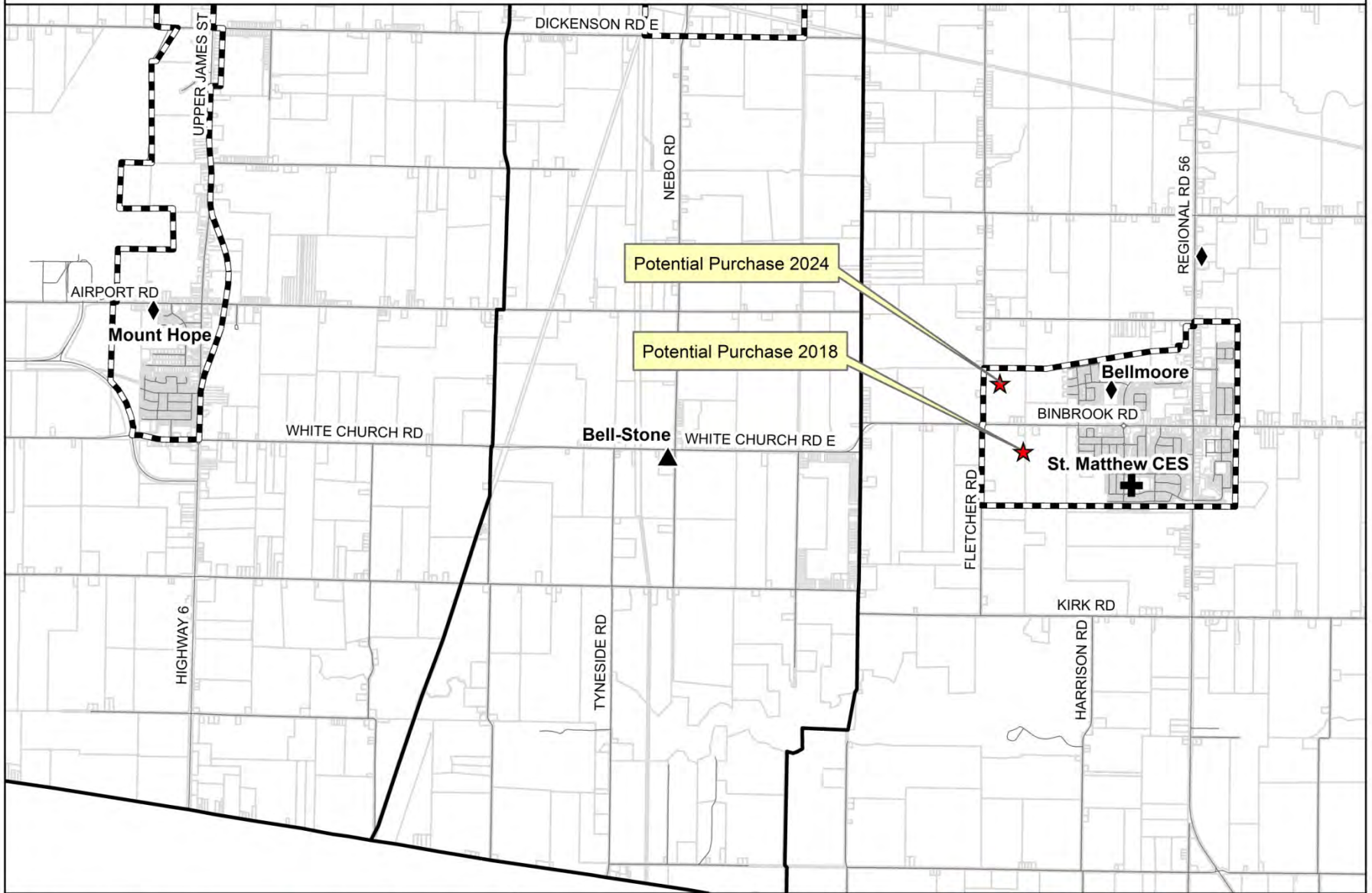
Elementary Accommodation Reviews

West Glanbrook


Please provide a map that illustrates future school sites (as identified in the EDC background study) alongside existing school sites in West Glanbrook and Binbrook. Please also indicate the projected year of construction for future school sites.

- Map included on next slide

Binbrook Future School Site



-  Urban Boundary
-  Potential School Site
-  Catholic School
-  Public Elementary
-  Elementary School Boundary



Note: Location of sites based on Hamilton Official Plan



Planning & Accommodation

April 2014

Planning and Accommodation

Trustee Questions



Elementary Accommodation Reviews West Glanbrook

If Bellmoore was not included in the ARC and we are adding a new school – what is the process for re-engaging that thinking in the future?

- A new boundary would be determined using the boundary review policy.
- The boundary review would be completed at least one year prior to the new school opening.

West Flamborough

Trustee Questions

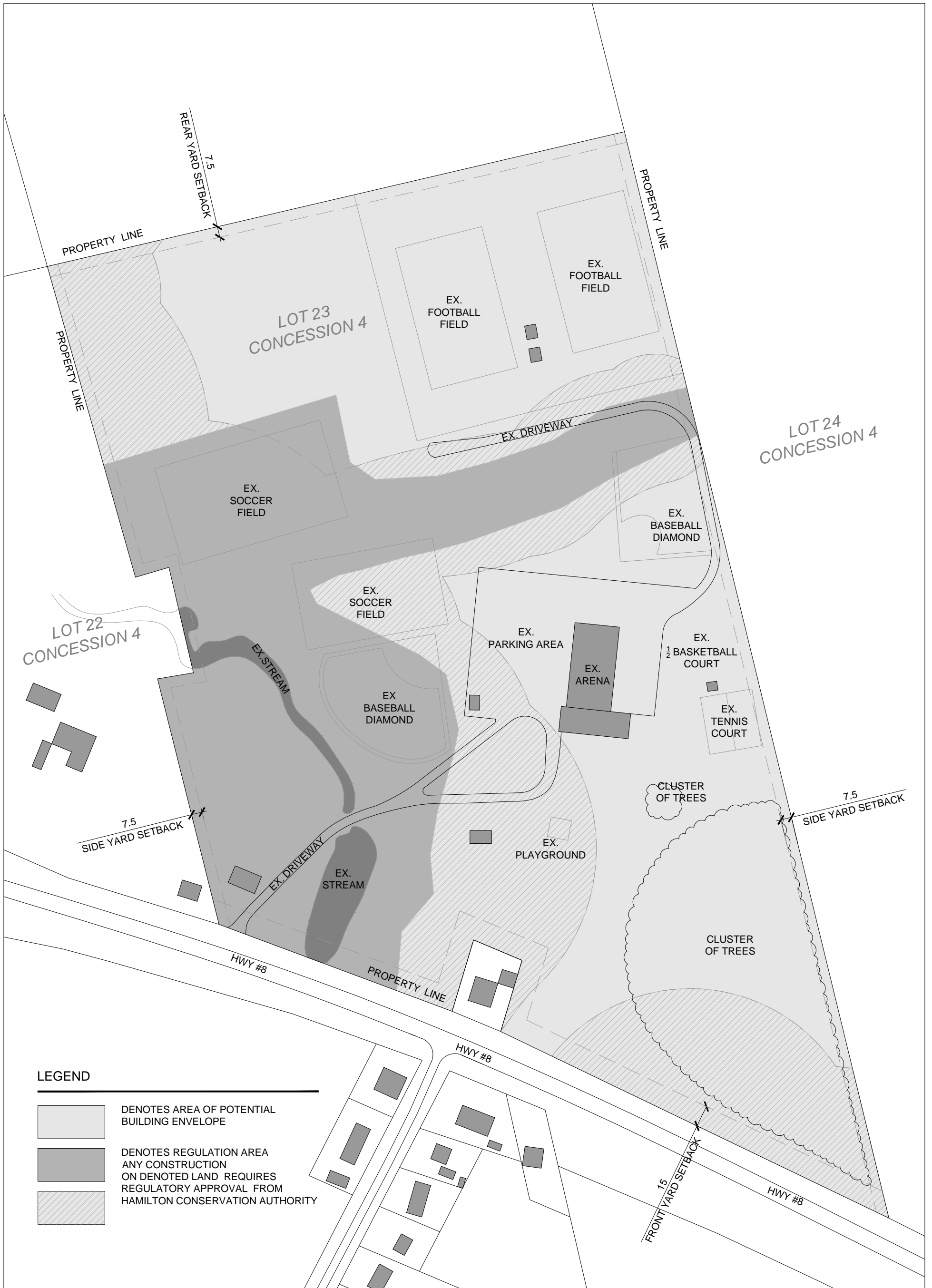


Elementary Accommodation Reviews

West Flamborough

For the recommended Beverly Community Centre partnership potential with the City of Hamilton, please commence your due diligence for the addition of a 350 pupil place school to this site keeping in mind the flood plain and wooded lot areas. Is this site viable to accommodate a 350 pupil place school?

- Preliminary analysis by HWDSB staff suggest that a 350 pupil place school can be accommodated on the Beverly Community Centre site.
- Site is approximately 60 acres, and contains (see site plan handout)
 - Sports fields
 - Memorial forest
 - Arena and Community Centre
 - Playground
 - Stream
 - Hamilton Conservation Authority regulatory lands
- Still awaiting comments from City of Hamilton staff regarding the viability of the Beverly Community Centre site.



LEGEND

- DENOTES AREA OF POTENTIAL BUILDING ENVELOPE
- DENOTES REGULATION AREA ANY CONSTRUCTION ON DENOTED LAND REQUIRES REGULATORY APPROVAL FROM HAMILTON CONSERVATION AUTHORITY
-

SCALE: 1:2500



SK 01
REGULATION AREA-EXISTING SITE PLAN



ELEMENTARY SCHOOL
BEVERLY COMMUNITY CENTRE
680 Hwy 8, ROCKTON, ONTARIO, 1X0

dp.Ai david premi Architects inc.
178 Calhoun Street N, Unit 201,
Hamilton, ON, L8R 1A3
(416) 905-6222 (416) 905-6223 (416) 905-6224 (416) 905-6225

2014-02-11

Trustee Questions



Elementary Accommodation Reviews

West Flamborough

**How are the buses being distributed under the ARC and staff recommendations?
What are the bus distances and lengths of time on the bus for the students?**

- HWSTS made high level assumptions regarding fleet needs based on the approved HWDSB transportation policy where students do not ride longer than 60 minutes. Based on the policy, HWSTS believes the current fleet resources of 24 vehicles would have both the capacity and time to transport all of the students to the "new" school locations within the current policy parameters.

Trustee Questions



Elementary Accommodation Reviews

West Flamborough

How are the buses being distributed under the ARC and staff recommendations? What are the bus distances and lengths of time on the bus for the students? Con't

- A decrease in ride times would result in an increase in the number of vehicles required to transport the students:

Maximum Ride Time - 45 minutes

School	Fleet Additions	Approximate Annual Transportation Cost
Beverly Community Centre	5	\$212,500
Spencer Valley	3	\$127,500

Maximum Ride Time - 50 minutes

School	Fleet Additions	Approximate Annual Transportation Cost
Beverly Community Centre	3	\$128,000
Spencer Valley	3	\$127,500

Maximum Ride Time - 55 minutes

School	Fleet Additions	Approximate Annual Transportation Cost
Beverly Community Centre	2	\$85,000
Spencer Valley	1	\$42,500

Trustee Questions



Elementary Accommodation Reviews

West Flamborough -

1) Can staff re-issue the charts in the ARC Report for Option Utilizations? The utilizations in the charts for 2012 to 2015 represent percentages based of OTGs after implementation.

Handout

2) The Final School Information Profiles are not listed on the website in the correct place under School Profiles. These are the DRAFT SIPs. Can these please be changed on the website?

Website has been updated

3) Can Trustees please have a copy of the Millgrove Public School Boundary Review of June 2013, including all of the survey results in the appendices?

Handout

**HAMILTON-WENTWORTH DISTRICT SCHOOL BOARD
ACCOMMODATION REVIEW – TRUSTEE QUESTIONS – APRIL 14, 2014**

West Flamborough – Turkstra questions

1) In the ARC Report for Option Utilizations pages 9 and 10, Tables 1,2,3,4 & 5 do not correctly represent the current OTG and 2016 OTG after consolidations percentage utilizations for Beverly Central and Spencer Valley Schools. The charts and percentages 2012-2015 should reflect the utilizations at current OTG and consolidated OTG starting in 2016. Beverly is just missing the consolidated OTG # in the columns. Spencer Valley is particularly incorrect at 48%, 51%, 53% and 51%. This gives the impression that the school is significantly under capacity which is not the case. The current utilization percentages were calculated based on consolidated OTG. Trustee must be made aware of this error as it misrepresents the utilization before consolidation. Can you re-issue the charts?

3.1 ARC Option Utilizations

School	OTG	2012	2013	2014	2015	2016	2017	2018	2019	2020	2021	2022
Beverly Central (2016 consolidated school #'s)	230	166	164	152	142	356	341	327	323	323	316	324
	(350)	72%	71%	66%	62%	102%	97%	93%	92%	92%	90%	92%
Dr. John Seaton	348	243	225	228	222	0	0	0	0	0	0	0
		70%	65%	66%	64%	0%	0%	0%	0%	0%	0%	0%

Table 1: Facility Utilization Part 1

School	OTG	2012	2013	2014	2015	2016	2017	2018	2019	2020	2021	2022
Greenville	222	197	194	182	182	0	0	0	0	0	0	0
		89%	88%	82%	82%	0%	0%	0%	0%	0%	0%	0%
Millgrove	227	183	178	177	171	0	0	0	0	0	0	0
		81%	79%	78%	89%	0%	0%	0%	0%	0%	0%	0%
Spencer Valley (2016 consolidated school #'s)	248	177	189	197	187	534	516	508	503	500	500	490
	(525)	71%	76%	80%	75%	102%	98%	97%	96%	95%	95%	93%

Table 2: Facility Utilization Part 2(a)

School	OTG	2012	2013	2014	2015	2016	2017	2018	2019	2020	2021	2022
Greenville	222	197	194	182	182	0	0	0	0	0	0	0
		89%	88%	82%	0%	0%	0%	0%	0%	0%	0%	0%
Millgrove	227	183	178	177	171	175	174	179	170	169	168	166
		81%	79%	78%	75%	77%	76%	79%	75%	74%	74%	73%
Spencer Valley (2016 consolidated #'s)	248	177	189	197	187	358	343	330	333	331	332	324
	(350)	71%	76%	80%	75%	102%	98%	94%	95%	95%	95%	92%

Table 3: Facility Utilization Part 2(b)

School	OTG	2012	2013	2014	2015	2016	2017	2018	2019	2020	2021	2022
Beverly Central (2016 consolidated school #'s)	230 (350)	166	164	152	142	356	341	327	323	323	316	324
		72%	71%	66%	62%	102%	97%	93%	92%	92%	90%	92%
Dr. John Seaton	348	243	225	228	222	0	0	0	0	0	0	0
		70%	65%	66%	64%	0%	0%	0%	0%	0%	0%	0%
Greensville	222	197	194	182	182	0	0	0	0	0	0	0
		89%	88%	82%	82%	0%	0%	0%	0%	0%	0%	0%
Millgrove	227	183	178	177	171	0	0	0	0	0	0	0
		81%	79%	78%	89%	0%	0%	0%	0%	0%	0%	0%
Spencer Valley (2016 consolidated school #'s)	248 (525)	177	189	197	187	534	516	508	503	500	500	490
		71%	76%	80%	75%	102%	98%	97%	96%	95%	95%	93%
Total	1,396	966	950	936	904	890	858	835	826	822	815	814
		69%	68%	67%	65%	102%	98%	95%	94%	94%	93%	93%

Capacity 2016

875

Table 4: Facility Utilization Part 1 & Part 2(a)

School	OTG	2012	2013	2014	2015	2016	2017	2018	2019	2020	2021	2022
Beverly Central (2016 consolidated #'s)	230 (350)	166	164	152	142	356	341	327	323	323	316	324
		72%	71%	66%	62%	102%	97%	93%	92%	92%	90%	92%
Dr. John Seaton	348	243	225	228	222	0	0	0	0	0	0	0
		70%	65%	66%	64%	0%	0%	0%	0%	0%	0%	0%
Greensville	222	197	194	182	182	0	0	0	0	0	0	0
		89%	88%	82%	0%	0%	0%	0%	0%	0%	0%	0%
Millgrove	227	183	178	177	171	175	174	179	170	169	168	166
		81%	79%	78%	75%	77%	76%	79%	75%	74%	74%	73%
Spencer Valley (2016 consolidated #'s)	248 (350)	177	189	197	187	358	343	330	333	331	332	324
		71%	76%	80%	75%	102%	98%	94%	95%	95%	95%	92%
Total	1,396	966	950	936	904	890	858	835	826	822	815	814
		69%	68%	67%	83%	96%	93%	90%	89%	89%	88%	88%

Capacity 2016

927

Table 5: Facility Utilization Part 1 & Part 2(b)

2) On page 9-15 page 10 of the ARC Report, the Total Combined Utilizations are calculated for the options recommended (tables 4 and 5). In the Director's Report page 9-38 page 9, the Revised Staff Recommendation provides the Combined Utilization rate but does not show the Combined Utilizations rates (which is same as ARC recommendation Part 1 plus Part 2 a)) for ARC recommendation Part 1 plus Part 2 b). Please provide and would it not be useful to have these combined utilization rates for all of the options presented together for Trustees in the Director's Report instead of separately in 2 Reports for us to disseminate?

above



EXECUTIVE REPORT TO STANDING COMMITTEE

DATE: June 10, 2013

TO: Standing Committee

FROM: John Malloy, Director of Education
John Laverty, Superintendent of Student Achievement
Ellen Warling, Manager of Planning & Accommodation

RE: Millgrove/Spencer Valley (East Flamborough) Boundary Review

Action Monitoring

Recommended Action:

That the Board approve the following accommodation boundary review strategy to address the expressed interest of the Millgrove school community to attend secondary schooling in Waterdown beginning in September 2014:

- Spencer Valley grade 8 students who live within Millgrove's JK-5 attendance boundary move forward to Waterdown DHS for grade 9 (**see attached map – Appendix A**).

The following condition applies to the boundary change:

- Students who are attending secondary school in Dundas and live in the Millgrove JK-5 attendance boundary at the time the boundary change is implemented (2014) will be granted opportunity to continue to attend secondary school in Dundas if requested (grandfathering).
 - Student transportation will be provided for those existing students in Millgrove's attendance boundary choosing to remain in Dundas for secondary schooling.
 - New secondary students to the Millgrove boundary area will be assigned to

Rationale/Benefits:

This accommodation strategy promotes working and learning in safe environments that are conducive to supporting students in reaching their full potential.

The Millgrove community of Parkside HS (and Highland SS) involved in the West Secondary Accommodation Review expressed interest in having their children attend Waterdown DHS.

Background:

It was the understanding of administration, that the Millgrove school community has more of an affiliation to Waterdown, than it does Dundas. Geographic proximity to Waterdown lends itself to this affiliation. This strategy is proposing to continue to direct Millgrove students to Spencer Valley for middle school (grades 6-8) and redirect their secondary assignment. Students living in the Millgrove school boundary, attending Spencer Valley, would change from a secondary school assignment in Dundas to one at Waterdown DHS. This will, in effect, change the secondary school attendance boundary for Dundas and Waterdown – see Appendix A. Enrolment projections reflecting the proposed strategy are illustrated in Appendix B – “After Accommodation Strategy”.

In January 2013, the Board approved the formation of a Boundary Review Committee. The committee met twice – once in an information and consultation format, the other at a public meeting. The initial strategy explored was to redirect Millgrove students to middle schools (grades 6-8) associated with WDHS. The consultation process supported the Millgrove community's desire to attend WDHS, however there was less conclusive evidence to support changing their existing middle school assignment (Appendix C).

The following items were discussed in accordance with the Boundary Review Process:

Background Continued:

Rationale for change: The rationale for this boundary change is described in the Rationale/Benefits section of the report.

Preferred option and enrolment/utilization: Is discussed in this background section and illustrated in Appendix A and B of this report. The proposed new boundaries for the Dundas and Waterdown secondary schools are shown in Appendix A.

Implementation Considerations: The interest of families to attend Waterdown DHS was supported by the survey results (Appendix C). Approximately 63% of the respondents from within the Millgrove's area supported having their child/children attend at Waterdown DHS (WDHS) for their high school education. Based on the specific questions 1 a) and b) for the geographies identified as 'South' or 'North' of Safari Rd., 32 (21+11) families supported Spencer Valley for middle school, 15 supported Allan Greenleaf, and 10 supported Balaclava.

Transportation impacts: Students who are attending secondary school in Dundas and live in the Millgrove JK-5 attendance boundary at the time the boundary change is implemented (2014) will be granted opportunity to continue to attend secondary school in Dundas if requested (grandfathering). Student transportation will be provided for those existing students in Millgrove's attendance boundary choosing to remain in Dundas for secondary schooling. New secondary students to the Millgrove boundary area will be assigned to Waterdown DHS.

Financial Implications: Balaclava should not require additional accommodation spaces. SV will not require additional accommodation spaces.

Political Implications and Community Consultation: A Boundary Review Committee was struck and met at Spencer Valley on March 21st, 2013. The Committee members are:

John Laverty – SOSA	Karen Turkstra - Trustee
Robert Fex – Senior Planner	Lori Kyle – Principal AAG
Holly Shanlin – VP AAG	Ian Macleod - SC Chair AAG
Sue Nevilie – Principal BAL	Graham Millman – SC Chair BAL
Karin Lang – SC BAL	Colleen Evans – SC Greensville
Sharon Holford – SC Highland SS	Boris Williams – SC Highland SS
Kim Short – Principal SV	Sue VanEgdom – SC SV
Sandra Constable - Principal MG	Rosalyn VanderBoom – SC VC MG
Sarah Archeil – SC Chair MG	

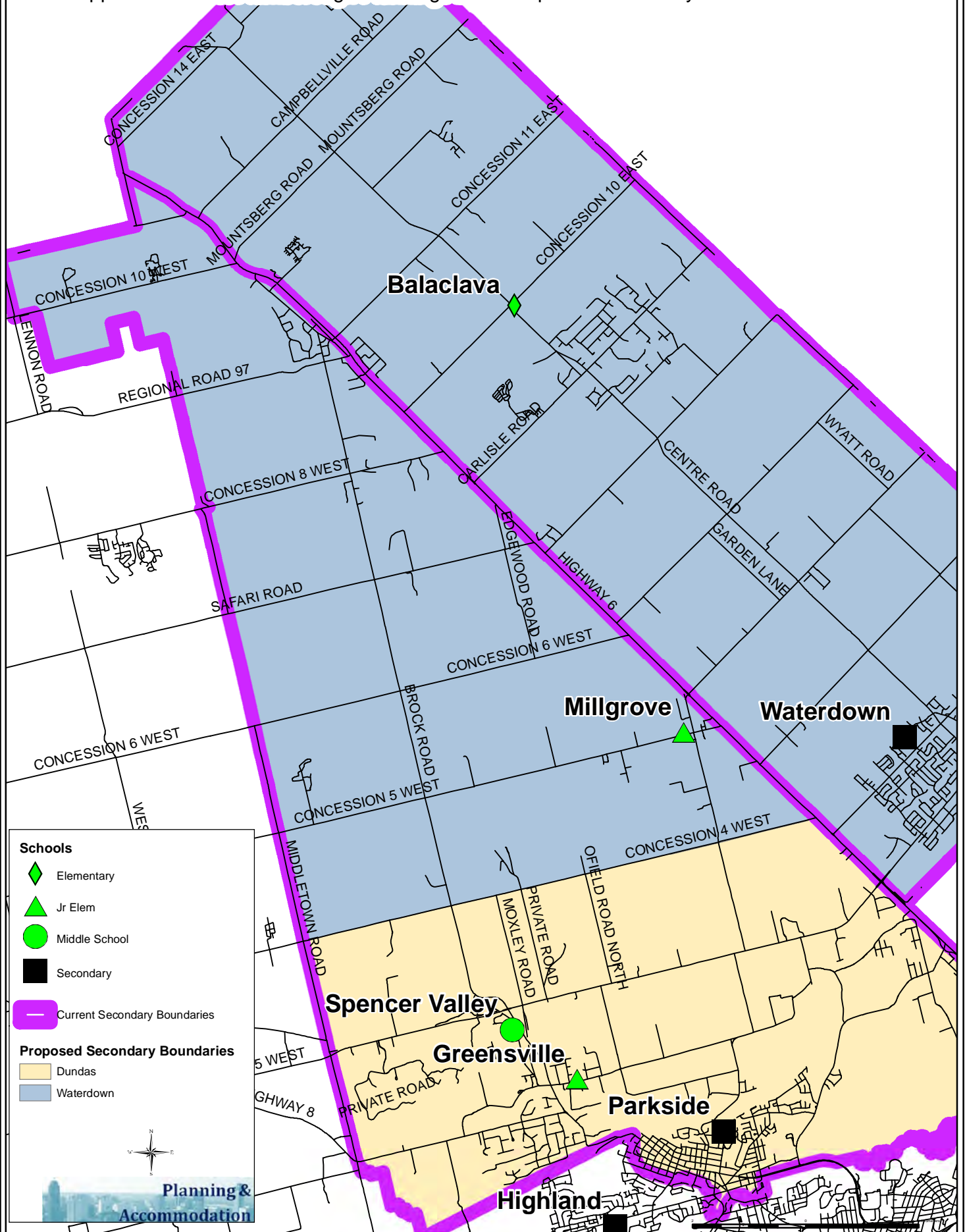
*Parkside Secondary received invitation.

A public meeting was held at Millgrove PS on March 27th, 2013. The public was informed of the proposed boundary change, provided with a presentation, and given the opportunity to ask questions. Minutes were taken and all information was accessible through the Board website. Two separate surveys were sent home to the families directly impacted by the boundary change proposal in order to provide them with a clear understanding of the proposal and to gauge their preferences. This proposed accommodation strategy reflects the input received through the consultation process.

Boundary Review Process or Grade Reorganization

1. Board Approval and Initiation of a Boundary Change Review
 - a. The Planning & Accommodation Division of the Facilities Management Department and/or the Superintendent of Student Achievement for the schools identified bring forth a recommendation to the Board for approval for consultation.
2. Boundary Review Committee
 - a. Boundary Review Committee be struck with the following membership:
 - i. Co-Chair: Cluster Superintendent of Student Achievement
 - ii. Co-Chair: Senior Planner or Planner of Accommodation & Planning
 - iii. All School Principals Affected
 - iv. All Trustees affected
 - v. Up to Two School Council Reps from each School affected.
 - b. The Boundary Review Committee will meet at least once and will review the following:
 - i. Rationale for change
 - ii. Preferred option(s)
 - iii. Enrolment & facility utilization impacts
 - iv. Financial impacts
 - v. Transportation impacts
 - vi. Political considerations
 - vii. Implementation considerations including “grandparenting”, timelines, temporary and permanent status.
 - c. The mandate of the Committee shall be to review the proposed rationale, options and impacts identified above and to provide local expertise or input. The committee can suggest new options for considerations.
 - d. The Committee shall present at least one recommendation for community consultation.
3. **Community Consultation**
 - a. The Boundary Review Committee will hold one public meeting to allow the community an opportunity to provide input regarding the recommendation(s).
4. **Community Consultation Review**
 - a. Planning & Accommodation and SOSA review community feedback and make final a recommendation(s) to go to Board.
5. **Board Approval**
 - a. Planning & Accommodation and SOSA will present their recommendation as well as the results of community consultation to the Board for their approval.

Appendix A: East Flamborough Planning Area - Proposed Secondary School Boundaries



Appendix B

Flamborough East Boundary Review: **PART 2** - Dundas and Waterdown Secondary schools
Enrolment Projections - Status Quo Vs. Proposed Boundary Changes

School	School Capacity	2008	2009	2010	2011	2012	2013	2014	2014 Utilization	2015	2016	2017	2018	2019	2017 Utilization
<u>Status Quo Enrolments:</u>															
Highland	936	869	834	775	790	780	754	722	77%	674	628	614	588	548	59%
Parkside	756	637	640	611	544	458	402	349	46%	363	363	392	394	371	49%
Waterdown District	1701	1316	1311	1229	1157	1170	1136	1207	71%	1222	1146	1189	1094	1008	59%
Totals:	1364	2822	2785	2615	2491	2408	2293	2278		2260	2137	2195	2077	1926	
<u>After Boundary Changes:</u>															
Dundas School	1041	869	834	775	790	780	754	1053	101%	993	927	912	881	822	79%
Parkside	756	637	640	611	544	458	402	0	0%	0	0	0	0	0	0%
Waterdown District	1701	1316	1311	1229	1157	1170	1136	1225	72%	1267	1210	1283	1196	1104	65%
Totals:	1364	2822	2785	2615	2491	2408	2293	2278		2260	2137	2195	2077	1926	

NOTE: 1) For purposes of this report the Dundas School is illustrated as consolidated in 2014

2) Large portions Waterdown DHS residential development growth phasing reflected in 10-15 year projection

3) Projected new capacity of Dundas school is 1041

South of Safari Road (44 returned surveys)			
<i>Do you want our child to attend WDHS or Dundas Secondary?</i>			
Options	Count	Percentage	
1 a) Yes to WDHS, and Yes to Middle school choice of Allan A. Greenleaf (Grade 5 class is split at the grade 6 level)	15	34.09%	95% of surveys returned answered this question
1 b) Yes to WDHS, and Yes to Middle school choice of Spencer Valley (Grade 8 class is split for grade 9)	11	25.00%	
2 a) Yes to Dundas Secondary, and Yes to Middle school choice of Spencer Valley (Status Quo Option)	16	36.36%	
North of Safari Road (46 returned surveys)			
<i>Do you want our child to attend WDHS or Dundas Secondary?</i>			
Options	Count	Percentage	
1 a) Yes to WDHS, and Yes to Middle school choice of Balaclava (Grade 5 class is split at the grade 6 level)	10	21.74%	98% of surveys returned answered this question
1 b) Yes to WDHS, and Yes to Middle school choice of Spencer Valley (Grade 8 class is split for grade 9)	21	45.65%	
2 a) Yes to Dundas Secondary, and Yes to Middle school choice of Spencer Valley (Status Quo Option)	14	30.43%	
Overall (90 Surveys Returned)			
<i>Do you want our child to attend WDHS or Dundas Secondary?</i>			
Options	Count	Percentage	
Option 1- Yes to Waterdown DHS	57	63.33%	97% of surveys returned answered this question
Option 2- Yes to Dundas Secondary	30	33.33%	

** Surveys that contained no options selected, or more than 1 option selected were not counted

Highlights from Comment Section

- Very important to keep Millgrove children together for grade 6, no matter what school it is.
- Community connection with Waterdown through extracurriculars, therefore want their children to attend Waterdown.
- Important connection to a rural community school, with smaller student population such as Spencer Valley. However, some think a bigger school such as Balaclava would provide other opportunities for their children.
- Still a prominent concern surrounding the idea of crossing Highway 6 for WDHS and long bus times to Dundas School.

1) How many children do you currently have at Millgrove Public School?			
Options	Count	Percentage	99% of surveys returned answered this question
0	26	21.14%	
1	60	48.78%	
2	32	26.02%	
3 or More	4	3.25%	
2) How many children do you currently have at Spencer Valley School?			
Options	Count	Percentage	98% of surveys returned answered this question
0	74	60.16%	
1	45	36.59%	
2	2	1.63%	
3 or More	0	0.00%	
3) Do you support having your child/ children attend at Waterdown DHS for their high school education?			
Options	Count	Percentage	96% of surveys returned answered this question
Yes	90	73.17%	
No	29	23.58%	
4) Do you support having some of the Grade 5 students from Millgrove School attend at Allan A. Greenleaf school and some attend Balaclava for their intermediate education?			
Options	Count	Percentage	95% of surveys returned answered this question
Yes	33	26.83%	
No	85	69.11%	
5) Do you support having the Grade 5 students from Millgrove School attend at Spencer Valley School for their intermediate education and then attend at Waterdown DHS?			
Options	Count	Percentage	95% of surveys returned answered this question
Yes	73	59.35%	
No	45	36.59%	
6) Do you support having the Grade 5 students from Millgrove School attend at Spencer Valley School for their intermediate education and then attend in Dundas for secondary school?			
Options	Count	Percentage	94% of surveys returned answered this question
Yes	45	36.59%	
No	71	57.72%	
7) Do you support having all the grade 5 students from Millgrove school attend at either Balaclava or Allan A. Greenleaf for their intermediate education?			
Options	Count	Percentage	92% of surveys returned answered part 1 of this question, and 43% answered part 2 of this question
Yes	59	47.97%	
No	55	44.72%	
If YES, which school would you prefer?			
Balaclava	28	22.76%	
Allan A. Greenleaf	25	20.33%	

** Counts were done 1 per family (Surveys Numbered the same were counted as 1)

** Total returned surveys (counting 1 per family) were 123

Highlights from Comment Section

Keeping students together for intermediate grades

- Large amount of comments against the idea of splitting up the students from Millgrove for intermediate education

Rural school is important

- Large amount of comments put emphasis on keeping the students within a rural community school

Transportation

- Highway 6 seen as a dangerous barrier to transportation

- Large amount of comments surrounding keeping siblings together and providing transportation for all students

Waterdown Highschool is ideal

- Large community feel with Waterdown, therefore would like their children to attend Waterdown for high school education

Trustee Questions



Elementary Accommodation Reviews

West Flamborough

Under the staff and ARC recommendations to close Spencer Valley, Greensville and Millgrove Public schools, what happens to the secondary school boundaries for each of these catchments should they be consolidated?

Secondary boundaries were approved in 2013 for Dundas Valley DHS and Waterdown DHS (see handout: Millgrove Public School Boundary Review of June 2013).

Secondary assignments would be the same as the current status quo – Students in the Millgrove boundary would attend Waterdown DHS. The Beverly Central, Dr Seaton, and Greensville students would attend Dundas Valley SS

Trustee Questions

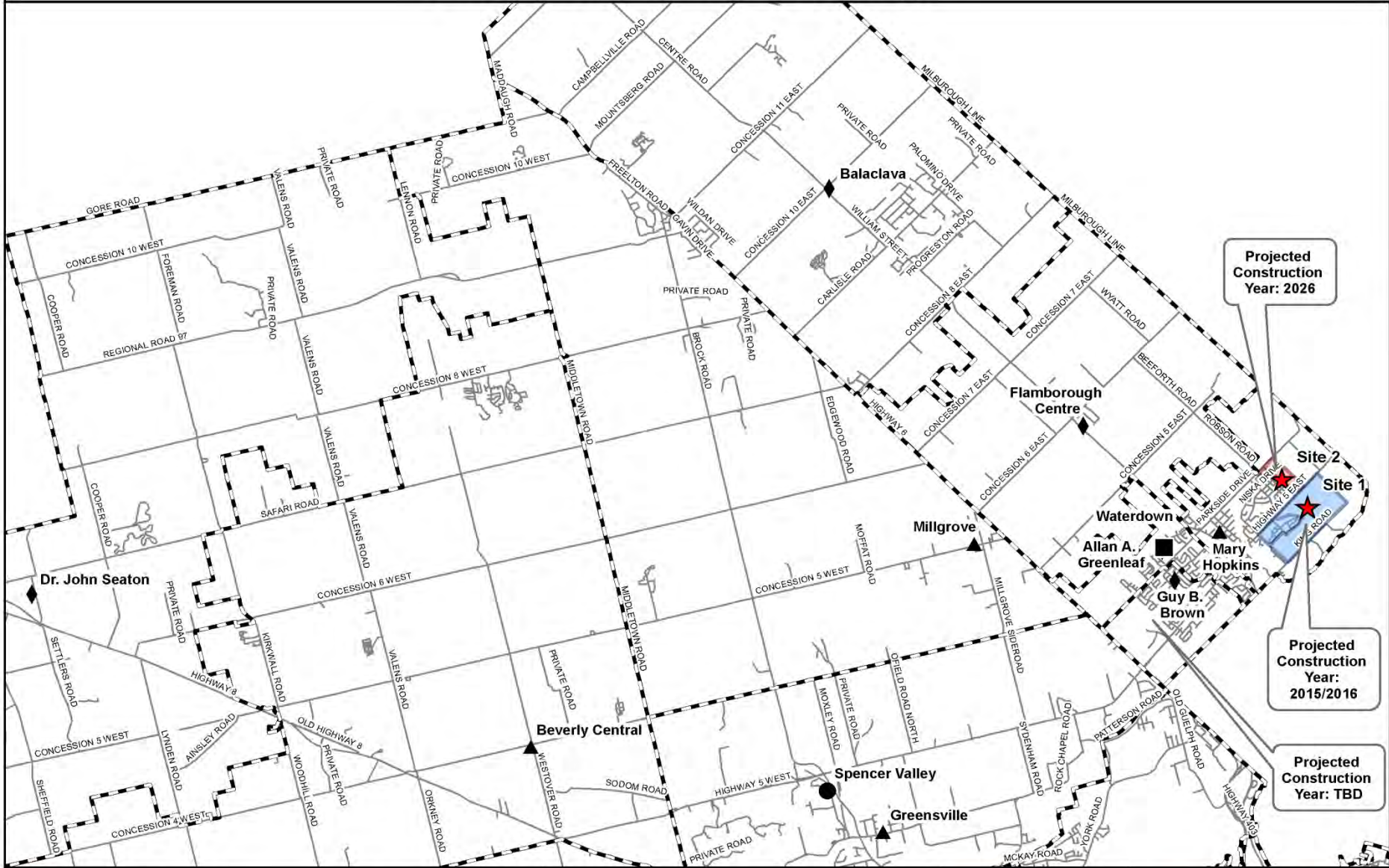










Elementary Accommodation Reviews West Flamborough

Please provide a map that illustrates future school sites (as identified in the EDC background study) alongside existing school sites in West Flamborough and Waterdown. Please also indicate the projected year of construction for future school sites.

- Map included on next slide

Designated School Sites - Flamborough



 Designated School Sites	 HWDSB Schools	 Middle School
 Elementary School Boundaries	 Elementary	 Secondary
 Waterdown Bay Development		
 Upcountry Estates Development		



0 1,250 2,500 5,000 Meters



Planning and Accommodation
2014

Trustee Questions



Elementary Accommodation Reviews

West Flamborough

What are the names and dates of other rural school closures in the past? (revised)

What are the 2 other rural schools that closed to form what is now Millgrove PS?

Rural Properties Closed/Sold Since Amalgamation 1998-2010

Schools Closed	Year Closed
Beechgrove (Freelton)	1988
Brockview	1988
Parkwood	2003
Glenwood	1973
Lynden	2003
Sheffield	2003
Strabane	1979

Trustee Questions



Elementary Accommodation Reviews West Flamborough

Can you clarify the following - Balaclava OTG is less than 420? LTFMP has it at 397.

- At the time the LTFMP was printed, affects of room changes due to FDK implementation had not taken place.
- Balaclava received an additional kindergarten room and a resource room, and removed its special education room in 2012-13. Thereby increasing its OTG to 420.

East Hamilton

Trustee Questions



Elementary Accommodation Reviews

East Hamilton

- 1. In reference to scenarios #1 and #2 presented at Special Standing Committee on April 7th, please modify grade structures as follows: Ballard, Hillcrest, Viscount are JK-8. Parkdale is JK-5 and feeds to Ballard. Rosedale is JK-5 and feeds to Viscount.**
- 2. Please provide individual school boundary maps for each school identified in scenario #2 from Special Standing Committee on April 7th. Please identify if the school boundaries divide any townhouse complexes or other significant groupings of students.**
- 3. Please provide grade by grade enrollment projections for each school identified in scenario #2 from Special Standing Committee on April 7th.**

Handout

HAMILTON-WENTWORTH DISTRICT SCHOOL BOARD
EAST HAMILTON CITY 1 ACCOMMODATION REVIEW – TRUSTEE QUESTIONS APRIL 14 (REVISED APRIL 25/14)

Todd White questions

East Hamilton - #1:

Can staff please provide a detailed scenario as per the boundaries indicated in the attachment (boundaries illustrations) to this e-mail? Woodward and Roxborough Park would close in June 2015. The other schools would remain open. In reference to scenarios #1 and #2 presented at Special Standing Committee on April 7th, please modify grade structures as follows: Ballard, Hillcrest, Viscount are JK-8. Parkdale is JK-5 and feeds to Ballard. Rosedale is JK-5 and feeds to Viscount.

Hillcrest	OTG: 690										SE	Total	Utilization
	JK	SK	1	2	3	4	5	6	7	8			
2012	12	25	27	34	25	26	27	105	86	83	33	483	70%
2015	56	56	54	51	60	63	69	56	64	66	41	636	92%
2018	56	56	54	51	50	48	48	57	62	67	41	589	85%
2022	56	56	53	51	49	49	49	47	48	49	41	546	79%

Parkdale	OTG: 291										SE	Total	Utilization
	JK	SK	1	2	3	4	5	6	7	8			
2012	28	29	31	23	23	22	19	0	0	0	0	175	60%
2015	37	37	39	41	37	39	32	0	0	0	0	262	90%
2018	36	36	38	39	35	33	36	0	0	0	0	253	87%
2022	36	36	38	37	34	32	33	0	0	0	0	246	85%

Rosedale	OTG: 236										SE	Total	Utilization
	JK	SK	1	2	3	4	5	6	7	8			
2012	16	15	18	31	31	20	18	0	0	0	0	149	63%
2015	20	20	20	22	18	21	35	0	0	0	0	155	66%
2018	20	20	20	20	20	20	22	0	0	0	0	141	60%
2022	20	20	21	20	20	20	21	0	0	0	0	143	60%

Roxborough Park	OTG: 371										SE	Total	Utilization
	JK	SK	1	2	3	4	5	6	7	8			
2012	28	31	37	31	27	31	35	0	0	0	0	220	59%
2015	0	0	0	0	0	0	0	0	0	0	0	0	0%

Viscount Montgomery	OTG: 469										SE	Total	Utilization	*Plus 40	
	JK	SK	1	2	3	4	5	6	7	8				Total	Utilization
2012	31	28	21	33	14	34	21	55	53	55	0	345	74%		
2015	21	21	22	23	19	15	27	41	48	32	0	270	58%	310	66%
2018	21	21	22	21	20	21	24	39	33	53	0	276	59%	316	67%
2022	21	21	22	21	20	21	22	41	39	37	0	265	57%	305	65%

W.H. Ballard	OTG: 837										SE	Total	Utilization	*Plus 25	
	JK	SK	1	2	3	4	5	6	7	8				Total	Utilization
2012	50	56	38	51	44	36	44	74	69	77	38	577	69%		
2015	43	45	40	42	50	38	51	79	74	78	38	579	69%	604	72%
2018	41	41	34	36	38	40	42	88	77	88	38	563	67%	588	70%
2022	41	41	34	34	34	34	34	71	73	75	38	511	61%	536	64%

Woodward	OTG: 201										SE	Total	Utilization
	JK	SK	1	2	3	4	5	6	7	8			
2012	18	17	19	18	16	19	16	0	0	0	8	131	65%
2015	0	0	0	0	0	0	0	0	0	0	0	0	0%

Totals	OTG: 13,095										SE	Total	Utilization
	JK	SK	1	2	3	4	5	6	7	8			
2012	183	201	191	221	180	188	180	234	208	215	79	2,080	67%
2015	177	179	175	179	186	175	215	176	185	176	79	1,902	75%
2018	173	173	168	167	162	163	172	183	173	208	79	1,822	72%
2022	174	174	168	164	157	157	158	159	160	161	79	1,710	68%

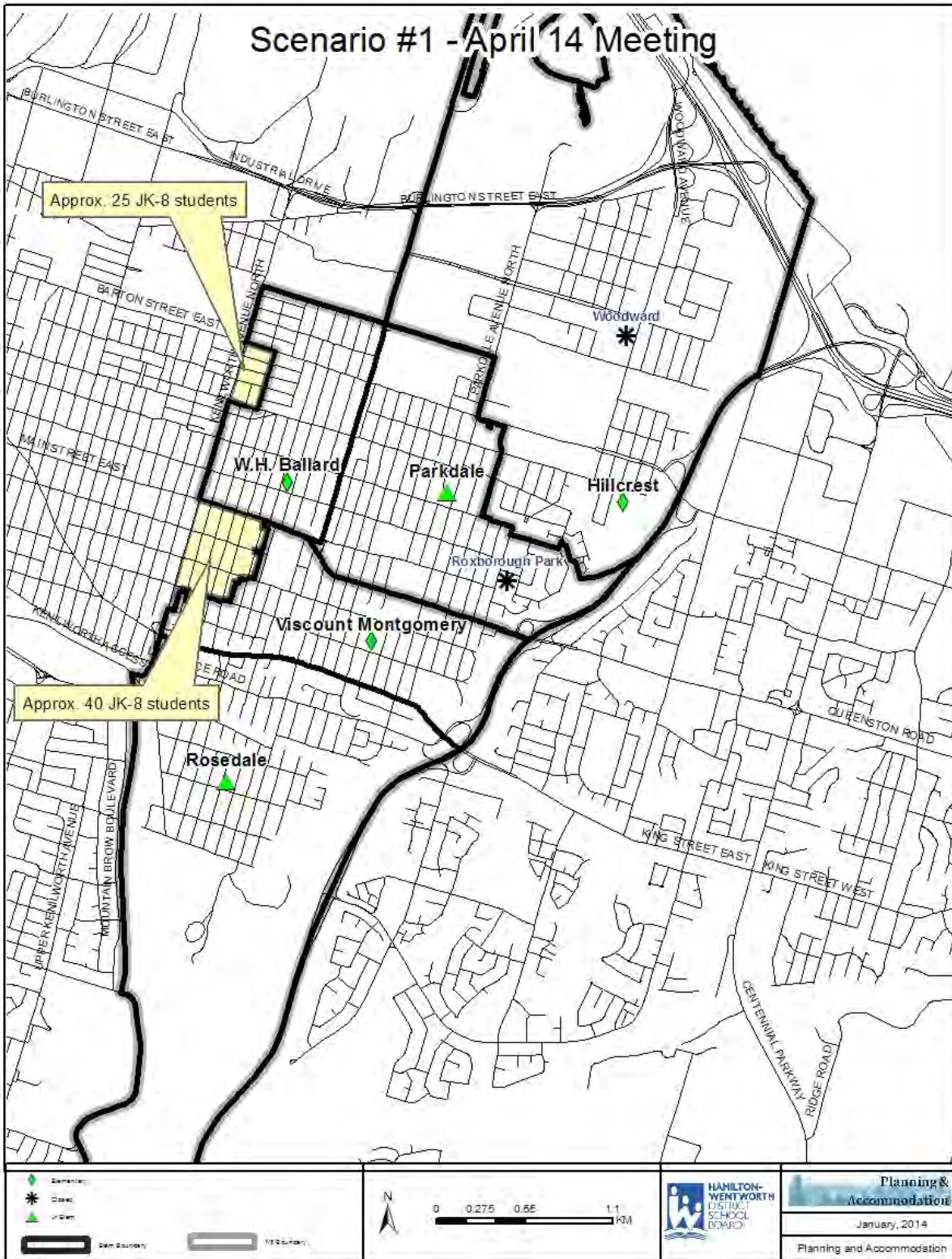
* Subject to post ARC boundary review

**HAMILTON-WENTWORTH DISTRICT SCHOOL BOARD
EAST HAMILTON CITY 1 ACCOMMODATION REVIEW – TRUSTEE QUESTIONS APRIL 14**

School	Current Grade Organization	2015 Implementation
Hillcrest	JK-8	JK-8
Parkdale	JK-5	JK-5
Rosedale	JK-5	JK-5
Roxborough Park	JK-5	Closed
Viscount Montgomery	JK-8	JK-8
WH Ballard	JK-8	JK-8
Woodward	JK-5	Closed

HAMILTON-WENTWORTH DISTRICT SCHOOL BOARD
 EAST HAMILTON CITY 1 ACCOMMODATION REVIEW – TRUSTEE QUESTIONS APRIL 14

Question 1 Map – Closure of Roxborough Park and Woodward



HAMILTON-WENTWORTH DISTRICT SCHOOL BOARD
EAST HAMILTON CITY 1 ACCOMMODATION REVIEW – TRUSTEE QUESTIONS APRIL 14 (REVISED APRIL 25/14)

Can staff please provide a detailed scenario as per the boundaries indicated in the attachment (boundaries illustrations) to this e-mail? Woodward and Roxborough Park would close in June 2015. The other schools would remain open. In reference to scenarios #1 and #2 presented at Special Standing Committee on April 7th, please modify grade structures as follows: Ballard, Hillcrest, Viscount are JK-8. Parkdale is JK-5 and feeds to Ballard. Rosedale is JK-5 and feeds to Viscount.

Hillcrest	OTG: 690										SE	Total	Utilization
	JK	SK	1	2	3	4	5	6	7	8			
2012	12	25	27	34	25	26	27	105	86	83	33	483	70%
2015	56	56	54	51	60	63	69	56	64	66	41	636	92%
2018	56	56	54	51	50	48	48	57	62	67	41	589	85%
2022	56	56	53	51	49	49	49	47	48	49	41	546	79%

Parkdale	OTG: 291										SE	Total	Utilization
	JK	SK	1	2	3	4	5	6	7	8			
2012	28	29	31	23	23	22	19	0	0	0	0	175	60%
2015	26	26	28	29	25	26	20	0	0	0	0	179	62%
2018	24	24	26	28	25	23	25	0	0	0	0	176	60%
2022	24	24	26	26	24	23	23	0	0	0	0	170	59%

Rosedale	OTG: 236										SE	Total	Utilization
	JK	SK	1	2	3	4	5	6	7	8			
2012	16	15	18	31	31	20	18	0	0	0	0	149	63%
2015	20	20	20	22	18	21	35	0	0	0	0	155	66%
2018	20	20	20	20	20	20	22	0	0	0	0	141	60%
2022	20	20	21	20	20	20	21	0	0	0	0	143	60%

Roxborough Park	OTG: 371										SE	Total	Utilization
	JK	SK	1	2	3	4	5	6	7	8			
2012	28	31	37	31	27	31	35	0	0	0	0	220	59%
2015	0	0	0	0	0	0	0	0	0	0	0	0	0%

Viscount Montgomery	OTG: 469										SE	Total	Utilization	*Plus 40	
	JK	SK	1	2	3	4	5	6	7	8				Total	Utilization
2012	31	28	21	33	14	34	21	55	53	55	0	345	74%		
2015	33	33	33	36	31	28	39	55	63	46	0	397	85%	437	93%
2018	33	33	33	32	30	31	35	52	47	70	0	397	85%	437	93%
2022	33	33	33	32	30	31	32	53	51	49	0	377	80%	417	89%

W.H. Ballard	OTG: 837										SE	Total	Utilization	*Plus 25	
	JK	SK	1	2	3	4	5	6	7	8				Total	Utilization
2012	50	56	38	51	44	36	44	74	69	77	38	577	69%		
2015	43	45	40	42	50	38	51	65	58	64	38	535	64%	560	67%
2018	41	41	34	36	38	40	42	74	63	72	38	519	62%	544	65%
2022	41	41	34	34	34	34	34	59	61	63	38	474	57%	499	60%

Woodward	OTG: 201										SE	Total	Utilization
	JK	SK	1	2	3	4	5	6	7	8			
2012	18	17	19	18	16	19	16	0	0	0	8	131	65%
2015	0	0	0	0	0	0	0	0	0	0	0	0	0%

Totals	OTG: 13,095		2,523								SE	Total	Utilization
	JK	SK	1	2	3	4	5	6	7	8			
2012	183	201	191	221	180	188	180	234	208	215	79	12,080	67%
2015	177	179	175	179	186	175	215	176	185	176	79	1,902	75%
2018	173	173	168	167	162	163	172	183	173	208	79	1,822	72%
2022	174	174	168	164	157	157	158	159	160	161	79	1,710	68%

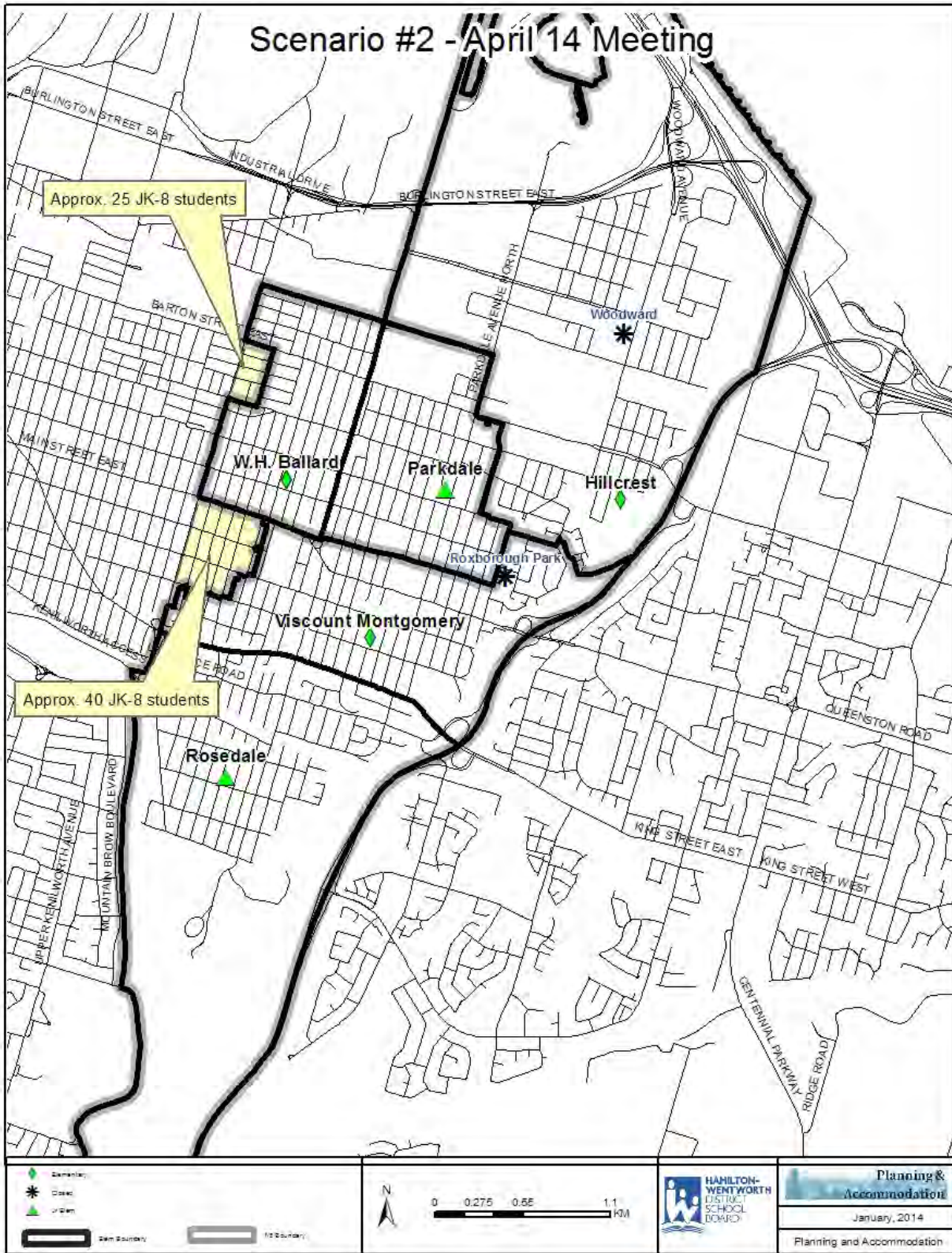
*Subject to post ARC boundary review

**HAMILTON-WENTWORTH DISTRICT SCHOOL BOARD
EAST HAMILTON CITY 1 ACCOMMODATION REVIEW – TRUSTEE QUESTIONS APRIL 14**

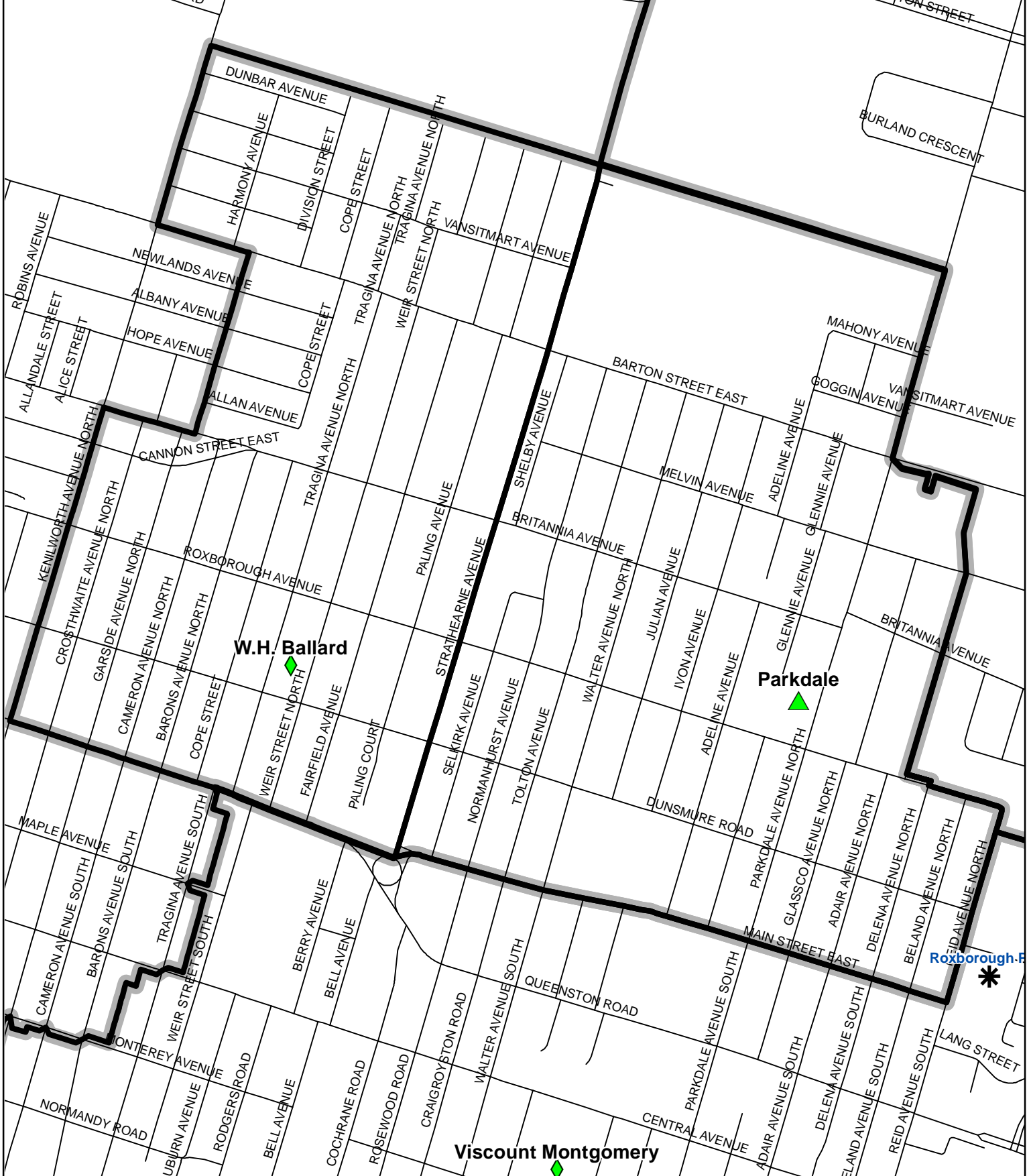
School	Current Grade Organization	2015 Implementation
Hillcrest	JK-8	JK-8
Parkdale	JK-5	JK-5
Rosedale	JK-5	JK-5
Roxborough Park	JK-5	Closed
Viscount Montgomery	JK-8	JK-8
WH Ballard	JK-8	JK-8
Woodward	JK-5	Closed

HAMILTON-WENTWORTH DISTRICT SCHOOL BOARD
 EAST HAMILTON CITY 1 ACCOMMODATION REVIEW – TRUSTEE QUESTIONS APRIL 14

Question 2 Map – Closure of Roxborough Park and Woodward

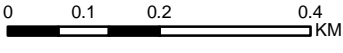


Parkdale/Ballard Boundary for Scenario #2 - April 14 Meeting



-  Elementary
-  Closed
-  Jr Elem
-  Elem Boundary
-  7/8 Boundary

N

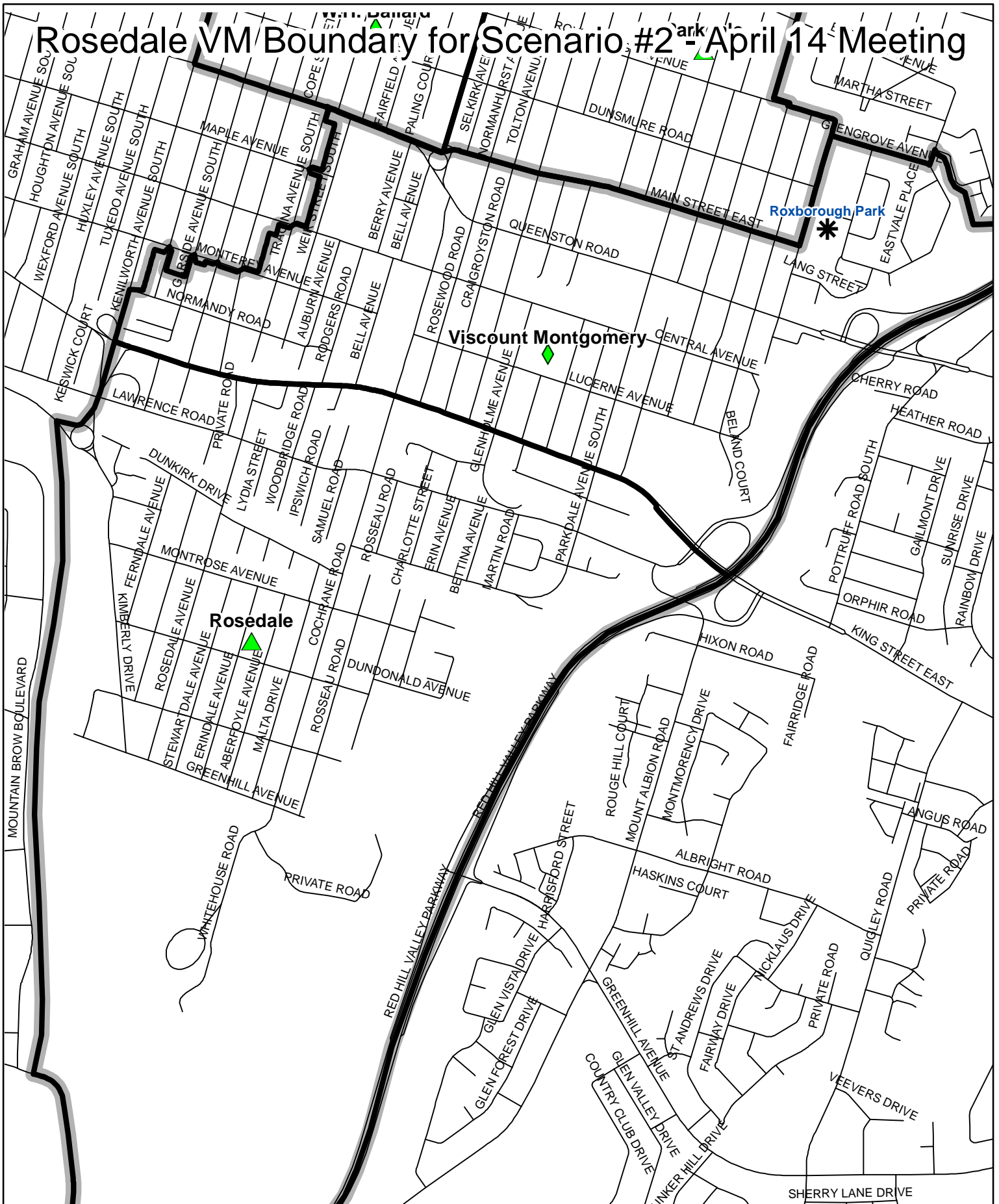








Planning & Accommodation

January, 2014

Planning and Accommodation


Rosedale VM Boundary for Scenario #2^{ark} - April 14 Meeting



-  Elementary
-  Closed
-  Jr Elem
-  Elem Boundary
-  7/8 Boundary

N

0 0.15 0.3 0.6
KM



HAMILTON-WENTWORTH
DISTRICT SCHOOL BOARD

Planning & Accommodation

January, 2014

Planning and Accommodation

Trustee Questions



Elementary Accommodation Reviews East Hamilton

When was the last time the schools in East Hamilton were in a closure review?

2003 – Accommodation Strategy East
Recommendation

- Close Hillcrest, Hilldale, and Fairfield
- Build a New JK-8 school on Hillcrest/Hillsdale property
 - Roxborough Park and Woodward were associated schools to Hilldale

Trustee Questions



Elementary Accommodation Reviews

East Hamilton

Please provide grade by grade enrollment projections for Rosedale using the current boundary

Year	JK	SK	1	2	3	4	5	Total
2010	14	26	27	22	17	30	19	155
2011	15	16	29	30	22	17	33	162
2012	16	15	18	31	31	20	18	149
2013	27	17	19	23	33	26	19	164
2014	20	27	16	18	22	31	26	161
2015	20	20	28	17	18	21	31	155
2016	20	20	21	29	17	17	21	145
2017	20	20	21	22	29	16	17	145
2018	20	20	21	21	22	28	16	148
2019	21	21	21	21	21	21	28	153
2020	21	21	21	21	21	20	21	147
2021	21	21	21	21	21	20	20	146
2022	21	21	21	21	21	20	20	146

Trustee Questions



Elementary Accommodation Reviews East Hamilton

What is Rosedale's current enrollment by grade as of April 2014? How many families have already requested JK registration packages for September? How many families have made out-of-catchments requests?

- **As of today, Rosedale has 14 JK registrants with 5 registrations outstanding for a total of 19.**
- **Rosedale is not accepting out-of-catchments as it is in an accommodation review**
- **March 2014 enrolments:**

JK	SK	1	2	3	4	5	Total
27	17	19	23	33	26	19	164

Central Mountain

Trustee Questions



Elementary Accommodation Reviews Central Mountain

Were any of the 35 ARC options the same or similar to the staff recommendation in the Central Mountain?

- Options 2, 12, 19, 25, 26, 27, 28 and 33 all propose closing Cardinal Heights, Eastmount Park and Linden Park in addition to another 2-4 schools. The boundaries, grade structures and new builds all vary from option to option.
- Options 7,16 and final ARC recommendation #2 propose to close only Eastmount and Linden Park.
- Option 10 proposes to close only Cardinal Heights and Eastmount Park.
- No option proposed the closure of only Linden Park and Cardinal Heights.

All Accommodation Reviews

Trustee Questions



Elementary Accommodation Reviews

All accommodation reviews

Reminder of accommodation review cycle – how many years before a school can be included in another accommodation review?

- “The Ministry recommends that, wherever possible, schools should only be subject to an accommodation review once in a five-year period, unless there are exceptional circumstances.”

From Ministry of Education Pupil Accommodation Review Guidelines (Revised June 2009)

Trustee Questions



Elementary Accommodation Reviews

All accommodation reviews

Can staff please follow up on the comment made by Councillor Johnston in her delegation in which she noted that she was told not to come because they didn't want any political influence at the ARC Committee meetings.

- We welcome all City Councillors to attend ARC meetings.

How are City Councilors included in the accommodation review process?

- All stakeholders are encouraged and welcome to attend both working group and public meetings for all accommodation reviews.

Trustee Questions



Elementary Accommodation Reviews

All accommodation reviews

Of the 22 Year 5 Schools for FDK implementation, how many, by school name, are in current ARCs? How did being in the last year of implementation effect enrolment assuming the coterminous Board had already fully implemented FDK in these areas? Did enrolment suffer because of this and do the enrolment projections account for this?

<u>Year 5 FDK</u>	<u>2010 JK Enrolment</u>	<u>2011 JK Enrolment</u>	<u>2012 JK Enrolment</u>	<u>2013 JK Enrolment</u>	<u>HWCSB**</u>
Bell-Stone	17	7	11	8	St. Matthew (2011) Our Lady of Assumption (2011)
Eastmount Park	18	37	26	28	Sacred Heart (2014)
Hillcrest	21	21	12	21	St. David (2012)
Linden Park	15	30	24	27	Our Lady of Lourdes (2012) Sts. Peter & Paul (2014) St. Michael (2012)
Queensdale	13	28	26	32	Sts. Peter & Paul (2014)
Rosedale	14	15	16	27	St. John the Baptist (2013)
Viscount Montgomery	25	20	31	21	St. Eugene (2012)
WH Ballard	43	60	50	50	St. Ann (2013)
Woodward	17	18	18	16	St. David (2012)

**** HWSDSB indicates the Catholic school(s) that service the same area with FDK implementation date in brackets**

Trustee Questions



Elementary Accommodation Reviews

All accommodation reviews

Do any of the schools in the ARCs have specialty programs that will have to be moved due to either the ARC or Staff recommendations? If so what are these programs, how easily can they be moved and what are the challenges of these movements?

- The only program of choice in the schools within the four accommodation reviews is the soccer academy at Hillcrest. Hillcrest is proposed not to close in all of the ARC and staff recommendations and therefore the program will not be affected.

Trustee Questions



Elementary Accommodation Reviews

All accommodation reviews

Can Trustees please have a copy of the letter sent out to potential facility partners? Given that this letter did not produce any facility partners in any ARC, is the Director evaluating the content of this letter, how this letter was sent, who it was sent to and if any follow up was made by staff?

- Letter sent by staff on June 26, 2013 (See handout)
- Letter distributed to **Inform Hamilton database, HWDSB rentals database (~1,200 users), partnership database (~100 users)** and the **preferred agents as identified in the Reg. 444/98 list.**
- Application posted on website
- Ad posted in Hamilton Spectator on June 28, 2013
- Received interest from **6** potential stakeholders. Follow up was conducted with each application. Most stakeholders accommodated through rentals or directed to Childcare



Dr. John Malloy
Director of Education
TEL: 905.527.5092 EXT: 2291
FAX: 905-521-2539

June 26, 2013

Dear Sir or Madame:

As one of Hamilton-Wentworth District School Board's (HWDSB) potential facility partners, you know the value and impact partnership can have on improving student achievement. Cooperation and collaborative partnerships are part of the foundation of a strong, vibrant and sustainable publicly funded education system.

We want to make the best use of public assets by offering space, on a cost-recovery basis, in our schools to our community partners. By doing this, we can strengthen the role of schools in communities, provide a place for programs and facilitate the coordination of, and improve access to, services for our students and the wider community.

Across the province, school boards have entered into successful facility partnerships with community agencies to reduce facility costs and improve educational opportunities. The Ministry of Education is encouraging us to build on that success by adding community partnerships that support student achievement.

HWDSB currently has surplus space in many of its buildings. We want to hear from community partners looking to share facilities to the benefit of students and the community. Community agencies are invited to indicate their interest by going to www.hwdsb.on.ca/community/facility-partnerships. You can also find more information by reviewing the Ministry of Education guidelines at www.hwdsb.on.ca/community/facility-partnerships/documents/media.pdf. Please note that all partnerships are on a cost-recovery basis and applications should be received by September 13, 2013.

We value your service within the community and look forward to the possibility of working together to improve services, programs and supports for our students as well as maximize the use of public infrastructure through increased flexibility and use.

Sincerely,

A handwritten signature in black ink that reads "John Malloy". The signature is written in a cursive, flowing style.

Dr. John Malloy
Director of Education

Trustee Questions



Elementary Accommodation Reviews

All accommodation reviews

Recommendations for all accommodation reviews are based on the K-8 model. Have previous experiences renovating junior elementary schools to become JK-8 schools been taken into consideration when developing options?

- Space size (gym, FDK, etc.) would be determined by Ministry of Education Benchmark.
- Example: Based on Ministry benchmarks, a 500 pupil place school would require a gymnasium @ 5,000 sq.ft., library @ 2,500 sq.ft.
- The most important factor is ensuring proper height of fixtures such as water fountains, toilets, sinks, blackboard, lockers etc.

Trustee Questions



Elementary Accommodation Reviews

All accommodation reviews

How is elementary school capacity calculated? Do different types of rooms have different capacities? Please provide detailed capacity calculations for each school under review, noting any unloaded instructional areas.

Art Room (23)	Lab/Science Room (23)
Classroom (23)	Vocal Music Room (23)
Computer Room (23)	Kindergarten Room (20)**
Family Studies Room (23)	Special Education Room (12)
French Room (23)	Resource Room (9)

** Kindergarten classrooms are loaded at 20. Starting in September 2014 all kindergarten spaces will be loaded at 26 as per Ministry of Education Memo B04 section A (March 27, 2014)

Capacities of each school are in hand out package

Cardinal Heights		
Room Number	Space Type	Loading
14	Art Room	23
18	Computer Room	23
1	Classroom	23
11	Classroom	23
2	Classroom	23
4	Classroom	23
6	Classroom	23
9	Classroom	23
3	Classroom	23
17	Classroom	23
5	Classroom	23
10	Family Studies	23
GYM	Gymnasium	0
15	Library Resource Centre	0
13	Music Rm (Instrumental)	0
16	Science Room	23
8	Special Ed.	9
7	Technical/Vocational	0
		308

Eastmount Park		
Room Number	Space Type	Loading
11	Classroom	23
22	Classroom	23
1	Classroom	23
16	Classroom	23
18	Classroom	23
19	Classroom	23
2	Classroom	23
21	Classroom	23
3	Classroom	23
4	Classroom	23
6	Classroom	23
17	Classroom	23
10	Classroom	23
GYM	Gymnasium	0
14	Kindergarten	20
12	Kindergarten	20
9	Library Resource Centre	0
20	Special Ed.	9
		348

Franklin Road		
Room Number	Space Type	Loading
20	Classroom	23
10	Classroom	23
11	Classroom	23
12	Classroom	23
13	Classroom	23
16	Classroom	23
17	Classroom	23
18	Classroom	23
19	Classroom	23
21	Classroom	23
22	Classroom	23
23	Classroom	23
24	Classroom	23
5	Classroom	23
6	Classroom	23
7	Classroom	23
8	Classroom	23
4	Classroom	23
GYM	Gymnasium	0
2	Kindergarten	20
1	Kindergarten	20
14	Library Resource Centre	0
15	Library Resource Centre	0
9	Special Ed.	9
3	Staff Work Rm./Lounge	0
6B	Staff Work Rm./Lounge	0
		463

George L. Armstrong		
Room Number	Space Type	Loading
8	Computer Room	23
10	Classroom	23
11	Classroom	23
12	Classroom	23
14	Classroom	23
15	Classroom	23
16	Classroom	23
17	Classroom	23
18	Classroom	23
19	Classroom	23
20	Classroom	23
21	Classroom	23
22	Classroom	23
23	Classroom	23
24	Classroom	23
25	Classroom	23
26	Classroom	23
27	Classroom	23
4	Classroom	23
5	Classroom	23
9	Classroom	23
7	Classroom	23
29	Classroom	23
1	Classroom	23
28	Classroom	23
2	Classroom	23
13	Classroom	23
SMALL GYM	Gymnasium Multiple	0
LARGE GYM	Gymnasium	0
LIBRARY	Library Resource Centre	0
3	Resource Room	12
		633

Linden Park		
Room Number	Space Type	Loading
15	Computer Room	23
16	Classroom	23
10	Classroom	23
12	Classroom	23
2	Classroom	23
4	Classroom	23
6	Classroom	23
7	Classroom	23
5	Classroom	23
11	Classroom	23
13	Classroom	23
14	Classroom	23
3	Classroom	23
GYM	Gymnasium	0
1	Kindergarten	20
8 & 9	Library Resource Centre	0
		319

Pauline Johnson		
Room Number	Space Type	Loading
10	Classroom	23
11	Classroom	23
12	Classroom	23
13	Classroom	23
3	Classroom	23
4	Classroom	23
5	Classroom	23
6	Classroom	23
8	Classroom	23
9	Classroom	23
7	Classroom	23
Play/Ass'y	General Purpose Room	0
K1	Kindergarten	20
K2	Kindergarten	20
Library	Library Resource Centre	0
Comp Lab	Resource Room	12
14	Special Ed.	9
Resource W	Seminar Room	0
		314

Queensdale		
Room Number	Space Type	Loading
6	Computer Room	23
13	Classroom	23
10	Classroom	23
12	Classroom	23
3	Classroom	23
4	Classroom	23
5	Classroom	23
9	Classroom	23
11	Classroom	23
14	Classroom	23
Gym	Gymnasium	0
2	Kindergarten	20
1	Kindergarten	20
7	Library Resource Centre	0
8	Special Ed.	9
Learning R	Seminar Room	0
AV Room	Staff Work Rm./Lounge	0
OTHER	Staff Work Rm./Lounge	0
		279

Ridgemount		
Room Number	Space Type	Loading
13	Classroom	23
2	Classroom	23
3	Classroom	23
4	Classroom	23
5	Classroom	23
6	Classroom	23
7	Classroom	23
10	Classroom	23
8	Classroom	23
9	Classroom	23
Play/Ass'y	Gymnasium	0
1	Kindergarten	20
	Kindergarten	20
	Kindergarten	20
11	Library Resource Centre	0
12	Library Resource Centre	0
		290

Bell-Stone		
Room Number	Space Type	Loading
5	Computer Room	23
2	Classroom	23
3	Classroom	23
4	Classroom	23
6	Classroom	23
7	Classroom	23
8	Classroom	23
gym	Gymnasium	0
1	Kindergarten	20
library	Library Resource Centre	0
office	Staff Work Rm./Lounge	0
		181

Mount Hope		
Room Number	Space Type	Loading
7	Classroom	23
12	Classroom	23
24	Classroom	23
25	Classroom	23
26	Classroom	23
3	Classroom	23
4	Classroom	23
6	Classroom	23
8	Classroom	23
9	Classroom	23
23	Classroom	23
10	Classroom	23
21	Classroom	23
2	Classroom	23
11	Classroom	23
gym	Gymnasium	0
5	Kindergarten	20
22	Library Resource Centre	0
1	Other	0
		365

Beverly Central		
Room Number	Space Type	Loading
1	Classroom	23
2	Classroom	23
3	Classroom	23
5	Classroom	23
7	Classroom	23
8	Classroom	23
9	Classroom	23
10	Classroom	23
4	Classroom	23
6	Classroom	23
staff room	Gymnasium Multiple	0
gym	Gymnasium	0
library	Library Resource Centre	0
office	Staff Work Rm./Lounge	0
storage	Other	0
storage	Other	0
		230

Greenville		
Room Number	Space Type	Loading
10	Classroom	23
11	Classroom	23
2	Classroom	23
3	Classroom	23
4	Classroom	23
5	Classroom	23
9	Classroom	23
gym	Gymnasium	0
FDK	Kindergarten	20
8	Kindergarten	20
6	Library Resource Centre	0
7	Lecture Room	0
resource	Resource Room	12
1	Special Ed.	9
office	Staff Work Rm./Lounge	0
		222

Dr. John Seaton		
Room Number	Space Type	Loading
142	Art Room	23
114	Computer Room	23
105	Classroom	23
106	Classroom	23
107	Classroom	23
118	Classroom	23
119	Classroom	23
120	Classroom	23
123	Classroom	23
125	Classroom	23
138	Classroom	23
140	Classroom	23
149	Gymnasium	0
110	Kindergarten	20
116	Kindergarten	20
113	Library Resource Centre	0
137	Music Rm (Instrumental)	0
109	Resource Room	12
144	Science Room	23
		351

Millgrove		
Room Number	Space Type	Loading
7	Computer Room	23
1	Classroom	23
2	Classroom	23
3	Classroom	23
5	Classroom	23
6	Classroom	23
8	Classroom	23
9	Classroom	23
4	Classroom	23
gym	Gymnasium	0
kdgn	Kindergarten	20
library	Library Resource Centre	0
office	Staff Work Rm./Lounge	0
		227

Spencer Valley		
Room Number	Space Type	Loading
116	Computer Room	23
106	Classroom	23
108	Classroom	23
108A	Classroom	23
109	Classroom	23
113	Classroom	23
113A	Classroom	23
114	Classroom	23
125	Classroom	23
126	Classroom	23
129	Classroom	23
146	Gymnasium	0
118	Library Resource Centre	0
132	Music Rm (Instrumental)	0
130	Staff Work Rm./Lounge	0
		253

Hillcrest		
Room Number	Space Type	Loading
Activity R	Child Care Centre	0
201	Computer Room	23
202	Classroom	23
104	Classroom	23
105	Classroom	23
106	Classroom	23
107	Classroom	23
108	Classroom	23
109	Classroom	23
110	Classroom	23
111	Classroom	23
205	Classroom	23
206	Classroom	23
207	Classroom	23
208	Classroom	23
209	Classroom	23
210	Classroom	23
211	Classroom	23
212	Classroom	23
214	Classroom	23
215	Classroom	23
216	Classroom	23
217	Classroom	23
220	Classroom	23
204	Classroom	23
203	Classroom	23
213	Classroom	23
218	Classroom	23
103	Kindergarten	20
101	Kindergarten	20
102	Kindergarten	20
112	Special Ed.	9
219	Other	0
114	Other	0
221	Other	0
222	Other	0
		690

Parkdale		
Room Number	Space Type	Loading
7	Computer Room	23
10	Classroom	23
11	Classroom	23
12	Classroom	23
15	Classroom	23
16	Classroom	23
8	Classroom	23
13	Classroom	23
6	Classroom	23
14	Classroom	23
Gym	Gymnasium Multiple	0
3	Kindergarten	20
1	Kindergarten	20
4 (LIB)	Library Resource Centre	0
2	Resource Room	12
9	Special Ed.	9
		291

Rosedale		
Room Number	Space Type	Loading
8	Computer Room	23
10	Classroom	23
11	Classroom	23
3	Classroom	23
5	Classroom	23
6	Classroom	23
9	Classroom	23
4	Classroom	23
Play/Ass'y	Gymnasium	0
2	Kindergarten	20
1	Kindergarten	20
7	Library Resource Centre	0
Supply Rm	Resource Room	12
12	Other	0
		236

Roxborough Park		
Room Number	Space Type	Current Use
23	Classroom	Computers
7	Classroom	Computers
1	Classroom	Classroom
10	Classroom	Classroom
11	Classroom	Classroom
13	Classroom	Classroom
14	Classroom	Classroom
21	Classroom	Classroom
22	Classroom	Classroom
24	Classroom	Classroom
3	Classroom	Classroom
8	Classroom	Classroom
9	Classroom	Classroom
2	Classroom	Senior Kindergarten
Play/Ass'y	Gymnasium	Gymnasium
4	Kindergarten	Senior Kindergarten
5	Kindergarten	Senior Kindergarten
6	Library Resource Centre	Library Resource
12	Special Ed.	Special Education
		371

Viscount Montgomery		
Room Number	Space Type	Loading
14	Art Room	23
	Auditorium	0
30	Auditorium	0
22	Computer Room	23
1	Classroom	23
10	Classroom	23
12	Classroom	23
16	Classroom	23
17	Classroom	23
18	Classroom	23
19	Classroom	23
2	Classroom	23
21	Classroom	23
23	Classroom	23
25	Classroom	23
27	Classroom	23
3	Classroom	23
6	Classroom	23
4	Classroom	23
15	Classroom	23
20	Classroom	23
7	Gymnasium	0
5	Kindergarten	20
24	Library Resource Centre	0
11	Resource Room	12
29	Staff Work Rm./Lounge	0
		469

Woodward		
Room Number	Space Type	Loading
4	Classroom	23
5	Classroom	23
6	Classroom	23
7	Classroom	23
8	Classroom	23
9	Classroom	23
10	Classroom	23
Play/Ass'y	Gymnasium	0
1	Kindergarten	20
2	Kindergarten	20
3	Library Resource Centre	0
LRT	Seminar Room	0
		201

WH Ballard		
Room Number	Space Type	Loading
315	Art Room	23
	Auditorium	0
206	Computer Room	23
103	Classroom	23
104	Classroom	23
105	Classroom	23
201	Classroom	23
203	Classroom	23
204	Classroom	23
205	Classroom	23
209	Classroom	23
210	Classroom	23
211	Classroom	23
212	Classroom	23
301	Classroom	23
302	Classroom	23
304	Classroom	23
305	Classroom	23
306	Classroom	23
308	Classroom	23
309	Classroom	23
310	Classroom	23
311	Classroom	23
312	Classroom	23
317	Classroom	23
202	Classroom	23
314	Classroom	23
316	Classroom	23
106	Classroom	23
207	Classroom	23
307	Classroom	23
101	Classroom	23
107	Classroom	23
302A	Classroom	23
303	Classroom	23
Gym (North)	Gymnasium Multiple	0
Gym (West)	Gymnasium Multiple	0
Gym (East)	Gymnasium	0
102	Kindergarten	20
213	Library Resource Centre	0

303A	Music Rm (Instrumental)	0
318	Resource Room	12
313	Science Laboratory	23
208	Staff Work Rm./Lounge	0
Main Audit	Other	0
		837

Trustee Questions



Elementary Accommodation Reviews

All accommodation reviews

What is an "unloaded instructional area" according to the Ministry and how does this affect school capacity? Please list all types of rooms that meet this definition.

The following spaces are not included in the capacity of an elementary school:

- Auditorium
- Cafeteria/Cafetorium
- General Purpose Room/Gymnasium/Exercise Room
- Library Resource Centre
- Instrumental Music Room
- Stages
- Technical/Vocational/Design Technology Room

Trustee Questions



Elementary Accommodation Reviews

All accommodation reviews

What is the relationship between the size of school and math scores? Any relation between size of schools and variation of programming and extra-curriculars?

- Answer will be provided at the April 28, 2014 Board Meeting.