

## Journals – Rubric

Name \_\_\_\_\_ Date \_\_\_\_\_ Class \_\_\_\_\_

1=Weak 2=Somewhat Weak 3=Average 4= Strong 5=Very Strong

1. The topic of the journal entry meets the requirements of the assignment.

1   2   3   4   5

2. The journal entry covers various aspects of a person's life which shows the student's understanding of that person's way of life from various Fiction Short Stories

1   2   3   4   5

3. The entries provide very descriptive explanation of that person's surroundings.

1   2   3   4   5

4. The organization of the journal entries are clear and easy to follow.

1   2   3   4   5

5. The journal entry flows smoothly from one idea to another.

1   2   3   4   5

6. The spelling, grammar, and punctuation in the journal are accurate.

1   2   3   4   5

7. The journal entry is neatly typed or handwritten.

1   2   3   4   5

8. The journal entries are bound together neatly with a cover. (If applicable)

1   2   3   4   5

9. The journal offers various experiences and perspectives of that person's life.

1   2   3   4   5

10. The effort put forth has demonstrated the full potential of the student's capability.

1   2   3   4   5





Total Points: \_\_\_\_\_

## Tips for Successfully Answering Open Response Questions in your Journals

Asking yourself the following questions will ensure that you have made a *good faith effort* when answering open response questions.

1. Did I write legibly/clearly?
2. Did I answer all questions?
3. Did I answer all parts of each question?
4. Did I answer what was asked?
5. Did I do my best to answer the question fully?
6. Did I use my time before and after the test effectively?
7. Did I double check my answers?
8. Did I use the 4-Column Method or some of graphic organizer?

This is the way you can answer open-response questions. It can also be used to help you organize your research. Remember to **READ** the question critically, **THINK** through a plan, and **WRITE** an outline for an answer.

<i>I must know</i>	<i>I must do</i>	<i>Put the answer together</i>	<i>*Make connections to make the answer better</i>
<p>What is the question asking me to find out/what are we talking about?</p>  <p>Write down what the question is about using the language from the question.</p>	<p>What am I supposed to do to show the answer? (Look for verbs)</p>  <p>Write down power verbs, key words, and numbers.</p>	<p>How well can I support my answer?</p> <p>Is every part of the question answered?</p> <p>Generally use 3 examples to support.</p>  <p>Write the parts of the answer here. Use the 2nd column to make sure you focus on the question.</p>	<p>Is my answer complete?</p> <p>How can I make it better?</p> <p>What other examples or effects of evidence can I think of?</p>  <p>Make any additions or corrections to your answer now and make connections with previous knowledge (real life situations).</p>